

Attorney General

Walter Sillers Building, Jackson, MS 39201

Jim Hood

AGENCY

ADDRESS

CHIEF EXECUTIVE OFFICER

	Actual Expenses June 30,2019	Estimated Expenses June 30,2020	Requested For June 30,2021	Requested Over/(Under) Estimated	
				AMOUNT	PERCENT
I. A. PERSONAL SERVICES					
1. Salaries, Wages & Fringe Benefits (Base)	24,365,967	26,953,226	28,650,458		
a. Additional Compensation					
b. Proposed Vacancy Rate (Dollar Amount)			1,697,232		
c. Per Diem					
Total Salaries, Wages & Fringe Benefits	24,365,967	26,953,226	26,953,226		
2. Travel					
a. Travel & Subsistence (In-State)	596,661	661,200	661,200		
b. Travel & Subsistence (Out-Of-State)	216,083	225,000	225,000		
c. Travel & Subsistence (Out-Of-Country)					
Total Travel	812,744	886,200	886,200		
B. CONTRACTUAL SERVICE S (Schedule B)					
a. Tuition, Rewards & Awards	82,676	82,600	82,600		
b. Communications, Transportation & Utilities	26,630	25,590	24,515	(1,075)	(4.20%)
c. Public Information					
d. Rents	185,015	180,555	176,055	(4,500)	(2.49%)
e. Repairs & Service	58,453	58,460	58,460		
f. Fees, Professional & Other Services	1,205,282	1,316,310	1,316,310		
g. Other Contractual Services	235,948	236,005	236,005		
h. Data Processing	523,132	2,593,215	1,839,790	(753,425)	(29.05%)
i. Other	35,662	35,700	35,700		
Total Contractual Services	2,352,798	4,528,435	3,769,435	(759,000)	(16.76%)
C. COMMODITIES (Schedule C)					
a. Maintenance & Construction Materials & Supplies					
b. Printing & Office Supplies & Materials	160,797	184,000	184,000		
c. Equipment, Repair Parts, Supplies & Accessories	183,811	199,000	199,000		
d. Professional & Scientific Supplies & Materials					
e. Other Supplies & Materials	142,059	166,200	166,200		
Total Commodities	486,667	549,200	549,200		
D. CAPITAL OUTLAY					
1. Total Other Than Equipment (Schedule D-1)					
2. Equipment (Schedule D-2)					
b. Road Machinery, Farm & Other Working Equipment					
c. Office Machines, Furniture, Fixtures & Equipment	2,200	4,050	4,050		
d. IS Equipment (Data Processing & Telecommunications)	128,898	253,900	253,900		
e. Equipment - Lease Purchase					
f. Other Equipment	696	17,596	17,596		
Total Equipment (Schedule D-2)	131,794	275,546	275,546		
3. Vehicles (Schedule D-3)	106,420	75,000	75,000		
4. Wireless Comm. Devices (Schedule D-4)	300	300	300		
E. SUBSIDIES, LOANS & GRANTS (Schedule E)	1,920,370	1,985,014	3,004,976	1,019,962	51.38%
TOTAL EXPENDITURES	30,177,060	35,252,921	35,513,883	260,962	0.74%
II. BUDGET TO BE FUNDED AS FOLLOWS:					
Cash Balance-Unencumbered	6,998,058	6,637,027	2,174,821	(4,462,206)	(67.23%)
General Fund Appropriation (Enter General Fund Lapse Below)	22,976,084	23,629,754	26,402,397	2,772,643	11.73%
State Support Special Funds					
Federal Funds	4,011,221	5,060,961	5,060,961		
Attorney General Other Special Funds (Specify)	2,828,724	2,100,000	2,100,000		
Less: Estimated Cash Available Next Fiscal Period	(6,637,027)	(2,174,821)	(224,296)	(1,950,525)	(89.69%)
TOTAL FUNDS (equals Total Expenditures above)	30,177,060	35,252,921	35,513,883	260,962	0.74%
GENERAL FUND LAPSE					
III: PERSONNEL DATA					
Number of Positions Authorized in Appropriation Bill					
a.) Perm Full	94	94	94		
b.) Perm Part					
c.) T-L Full	240	240	240		
d.) T-L Part					
Average Annual Vacancy Rate (Percentage)					
a.) Perm Full	8.60	4.70	4.70		
b.) Perm Part					
c.) T-L Full	13.10	10.80	10.80		
d.) T-L Part					

Approved by: Jim Hood

Submitted by: Robert Kersh

Date: 8/1/2019 12:28 PM

Official of Board or Commission

Phone Number: 601-359-3810

Title: Director of Administration

Budget Officer: Robert Kersh / rkers@ago.state.ms.us

REQUEST BY FUNDING SOURCE

Name of Agency : Attorney General

Specify Funding Sources As Shown Below	FY 2019 Actual Amount	% of Line Item	% of Total Budget	FY 2020 Estimated Amount	% of Line Item	% of Total Budget	FY 2021 Requested Amount	% of Line Item	% of Total Budget
1. General _____ State Support Special (Specify) _____	18,529,494	76.05%		19,347,292	71.78%		20,353,973	75.52%	
2. Budget Contingency Fund									
3. Education Enhancement Fund									
4. Health Care Expendable Fund									
5. Tobacco Control Fund									
6. Capital Expense Fund									
7. Working Cash Stabilization Reserve Fund									
8. Federal _____ Other Special (Specify) _____	3,186,272	13.08%		3,406,150	12.64%		3,406,150	12.64%	
9. Attorney General	2,650,201	10.88%		4,199,784	15.58%		3,193,103	11.85%	
10.									
11.									
12.									
Total Salaries	24,365,967		80.74%	26,953,226		76.46%	26,953,226		75.89%
1. General _____ State Support Special (Specify) _____	287,592	35.39%		259,801	29.32%		259,801	29.32%	
2. Budget Contingency Fund									
3. Education Enhancement Fund									
4. Health Care Expendable Fund									
5. Tobacco Control Fund									
6. Capital Expense Fund									
7. Working Cash Stabilization Reserve Fund									
8. Federal _____ Other Special (Specify) _____	376,104	46.28%		468,158	52.83%		468,158	52.83%	
9. Attorney General	149,048	18.34%		158,241	17.86%		158,241	17.86%	
10.									
11.									
12.									
Total Travel	812,744		2.69%	886,200		2.51%	886,200		2.50%
1. General _____ State Support Special (Specify) _____	1,844,002	78.37%		1,761,767	38.90%		2,507,767	66.53%	
2. Budget Contingency Fund									
3. Education Enhancement Fund									
4. Health Care Expendable Fund									
5. Tobacco Control Fund									
6. Capital Expense Fund									
7. Working Cash Stabilization Reserve Fund									
8. Federal _____ Other Special (Specify) _____	247,087	10.50%		757,399	16.73%		757,399	20.09%	
9. Attorney General	261,709	11.12%		2,009,269	44.37%		504,269	13.38%	
10.									
11.									
12.									
Total Contractual	2,352,798		7.80%	4,528,435		12.85%	3,769,435		10.61%
1. General _____ State Support Special (Specify) _____	342,612	70.40%		275,625	50.19%		275,625	50.19%	
2. Budget Contingency Fund									
3. Education Enhancement Fund									
4. Health Care Expendable Fund									
5. Tobacco Control Fund									
6. Capital Expense Fund									
7. Working Cash Stabilization Reserve Fund									
8. Federal _____ Other Special (Specify) _____	110,220	22.65%		217,912	39.68%		217,912	39.68%	
9. Attorney General	33,835	6.95%		55,663	10.14%		55,663	10.14%	
10.									
11.									
12.									
Total Commodities	486,667		1.61%	549,200		1.56%	549,200		1.55%

REQUEST BY FUNDING SOURCE

Name of Agency : Attorney General

Specify Funding Sources As Shown Below	FY 2019 Actual Amount	% of Line Item	% of Total Budget	FY 2020 Estimated Amount	% of Line Item	% of Total Budget	FY 2021 Requested Amount	% of Line Item	% of Total Budget
1. General _____ State Support Special (Specify) _____									
2. Budget Contingency Fund									
3. Education Enhancement Fund									
4. Health Care Expendable Fund									
5. Tobacco Control Fund									
6. Capital Expense Fund									
7. Working Cash Stabilization Reserve Fund									
8. Federal _____ Other Special (Specify) _____									
9. Attorney General									
10.									
11.									
12.									
Total Capital Other Than Equipment									
1. General _____ State Support Special (Specify) _____	121,379	92.10%		111,347	40.41%		111,347	40.41%	
2. Budget Contingency Fund									
3. Education Enhancement Fund									
4. Health Care Expendable Fund									
5. Tobacco Control Fund									
6. Capital Expense Fund									
7. Working Cash Stabilization Reserve Fund									
8. Federal _____ Other Special (Specify) _____	7,073	5.37%		137,450	49.88%		137,450	49.88%	
9. Attorney General	3,342	2.54%		26,749	9.71%		26,749	9.71%	
10.									
11.									
12.									
Total Capital Equipment	131,794		0.44%	275,546		0.78%	275,546		0.78%
1. General _____ State Support Special (Specify) _____	106,420	100.00		25,000	33.33%		25,000	33.33%	
2. Budget Contingency Fund									
3. Education Enhancement Fund									
4. Health Care Expendable Fund									
5. Tobacco Control Fund									
6. Capital Expense Fund									
7. Working Cash Stabilization Reserve Fund									
8. Federal _____ Other Special (Specify) _____				37,500	50.00%		37,500	50.00%	
9. Attorney General				12,500	16.67%		12,500	16.67%	
10.									
11.									
12.									
Total Vehicles	106,420		0.35%	75,000		0.21%	75,000		0.21%
1. General _____ State Support Special (Specify) _____	300	100.00		300	100.00		300	100.00	
2. Budget Contingency Fund									
3. Education Enhancement Fund									
4. Health Care Expendable Fund									
5. Tobacco Control Fund									
6. Capital Expense Fund									
7. Working Cash Stabilization Reserve Fund									
8. Federal _____ Other Special (Specify) _____									
9. Attorney General									
10.									
11.									
12.									
Total Wireless Communication Devs.	300			300			300		

REQUEST BY FUNDING SOURCE

Name of Agency : Attorney General

Specify Funding Sources As Shown Below	FY 2019 Actual Amount	% of Line Item	% of Total Budget	FY 2020 Estimated Amount	% of Line Item	% of Total Budget	FY 2021 Requested Amount	% of Line Item	% of Total Budget
1. General _____ State Support Special (Specify) _____	1,744,285	90.83%		1,848,622	93.13%		2,868,584	95.46%	
2. Budget Contingency Fund									
3. Education Enhancement Fund									
4. Health Care Expendable Fund									
5. Tobacco Control Fund									
6. Capital Expense Fund									
7. Working Cash Stabilization Reserve Fund									
8. Federal _____ Other Special (Specify) _____	84,465	4.40%		36,392	1.83%		36,392	1.21%	
9. Attorney General	91,620	4.77%		100,000	5.04%		100,000	3.33%	
10.									
11.									
12.									
Total Subsidies	1,920,370		6.36%	1,985,014		5.63%	3,004,976		8.46%
1. General _____ State Support Special (Specify) _____	22,976,084	76.14%		23,629,754	67.03%		26,402,397	74.34%	
2. Budget Contingency Fund									
3. Education Enhancement Fund									
4. Health Care Expendable Fund									
5. Tobacco Control Fund									
6. Capital Expense Fund									
7. Working Cash Stabilization Reserve Fund									
8. Federal _____ Other Special (Specify) _____	4,011,221	13.29%		5,060,961	14.36%		5,060,961	14.25%	
9. Attorney General	3,189,755	10.57%		6,562,206	18.61%		4,050,525	11.41%	
10.									
11.									
12.									
TOTAL	30,177,060		100.00%	35,252,921		100.00%	35,513,883		100.00%

SPECIAL FUNDS DETAIL

Attorney General (070-00)

Name of Agency

S. STATE SUPPORT SPECIAL FUNDS		(1) Actual Revenues FY 2019	(2) Estimated Revenues FY 2020	(3) Requested Revenues FY 2021
Source (Fund Number)	Detailed Description of Source			
Budget Contingency Fund	BCF - Budget Contingency			
Education Enhancement Fund	EEF - Education Enhancement Fund			
Health Care Expendable Fund	HCEF - Health Care Expendable Fund			
Tobacco Control Fund	TCF - Tobacco Control Fund			
Capital Expense Fund	CEF - Capital Expense Fund			
Working Cash Stabilization Reserve Fund	WCSRF - Working Cash Stabilization Reserve Fund			
State Support Special Fund TOTAL				
STATE SUPPORT SPECIAL FUND LAPSE				

A. FEDERAL FUNDS *		Percentage Match Requirement		(1) Actual Revenues FY 2019	(2) Estimated Revenues FY 2020	(3) Requested Revenues FY 2021
Source (Fund Number)	Detailed Description of Source	FY 2020	FY 2021			
	Cash Balance-Unencumbered					
DHHS/OIG Medicaid Fraud Control Unit (5307100000)	Federal/Treasury	25.00	25.00	2,292,961	3,036,702	3,036,702
DOJ/ICAC Cyber Crime (5307100000)	Federal/Treasury	0.00	0.00	229,168	316,116	316,116
DOJ-JRJ Student Loan Repayment (5307100000)	Federal/Treasury	0.00	0.00	36,278	36,392	36,392
DOJ Sexual Assault Arrest Project (5307100000)	Federal/Treasury	0.00	0.00	62,945		
FDA Tobacco Inspection Program (5307100000)	Federal/Treasury	0.00	0.00	631,976	768,648	768,648
DPS-DUI Prosecution (5307100000)	Federal/Treasury	20.00	20.00	150,332	178,240	178,240
MSDH-Stop Violence Against Women (5307100000)	Federal/Treasury	25.00	25.00	37,973	62,652	62,652
MSDH - Victim Assistance Grant Program (5307100000)	Federal/Treasury	20.00	20.00	233,008	262,401	262,401
SSA/OIG Cooperative Disability Investigation Task Force (5307100000)	Federal/Treasury	0.00	0.00	300,564	358,710	358,710
FBI Crimes Against Children Task Force (5307100000)	Federal/Treasury	0.00	0.00	27,218	30,000	30,000
FDA Task Force (5307100000)	Federal/Treasury	0.00	0.00		500	500
US Customs Task Force (5307100000)	Federal/Treasury	0.00	0.00	112	600	600
US Marshals Fugitive Task Force (5307100000)	Federal/Treasury	0.00	0.00	8,686	10,000	10,000
Federal Fund TOTAL				4,011,221	5,060,961	5,060,961

B. OTHER SPECIAL FUNDS (NON-FED'L)		(1) Actual Revenues FY 2019	(2) Estimated Revenues FY 2020	(3) Requested Revenues FY 2021
Source (Fund Number)	Detailed Description of Source			
	Cash Balance-Unencumbered	6,998,058	6,637,027	2,174,821
Attorney General (3307100000)	Special Funds/Treasury	2,828,724	2,100,000	2,100,000
Other Special Fund TOTAL		9,826,782	8,737,027	4,274,821

SPECIAL FUNDS DETAIL

Attorney General (070-00)

Name of Agency

SECTIONS S + A + B TOTAL	13,838,003	13,797,988	9,335,782
---------------------------------	-------------------	-------------------	------------------

C. TREASURY FUND/BANK ACCOUNTS *	Fund/Account Number	Name of Bank (If Applicable)	(1) Reconciled Balance as of 6/30/19	(2) Balance as of 6/30/20	(3) Balance as of 6/30/21
Name of Fund/Account					
Imprest Fund	Account *9939	Community Bank	4,563	5,000	5,000
Investigation Fund	Account *9921	Community Bank	12,192	20,000	20,000
Sponsorship Fund	Account *2520	Trustmark Bank	7,194	7,194	7,194
Cafeteria Plan	Account *826-5	Bancorpsouth	123,871	123,900	123,900
Attorney General Contingent Fund	Account *9621	Trustmark Bank	14,316,207	5,000,000	5,000,000

* Any non-federal funds that have restricted uses must be identified and narrative of restrictions attached.

**NARRATIVE OF SPECIAL FUNDS DETAIL AND TREASURY
FUND/BANK ACCOUNTS**

Attorney General (070-00)

Name of Agency

STATE SUPPORT SPECIAL FUNDS

N/A

FEDERAL FUNDS

The U. S. Department of Health & Human Services/Office of Inspector General has awarded funds to the Attorney General's Medicaid Fraud Control Unit. The Unit was established to investigate and prosecute fraud committed by providers of medical services to Medicaid recipients. The Unit also investigates reports of abuse/neglect/exploitation of adult residents/patients in Mississippi health care facilities. The Medicaid Fraud grant award requires a 25% match.

The U. S. Department of Justice awarded a continuation grant to the Attorney General's Cyber Crime Division to establish and operate an Internet Crimes Against Children (ICAC) Task Force. The ICAC Task Force is the umbrella agency for the State of Mississippi for enforcement, investigation, and prosecution of Internet Crimes Against Children. The Task Force is the central training facility for ICAC investigative standards, forensic analysis, and prosecution and provides on-site and in-the-field technical assistance for agencies involved in ICAC cases. The Task Force provides leadership for proactive and reactive investigations and extends outreach into law enforcement, the community, and educational system for prevention and intervention of internet or technological exploitation of children.

The U. S. Department of Justice awarded grant funds to the Attorney General's Prosecutor Training Division to assist public servants in the repayment of student loans. One hundred percent of this funding will be awarded to prosecutors and public defenders who qualify for loan assistance.

The U. S. Food and Drug Administration (FDA) has awarded funds to the Attorney General's Tobacco and Alcohol Enforcement Division for the purpose of carrying out inspections of entities and retail establishments that sell or advertise cigarettes and/or smokeless tobacco products to determine whether those entities are complying with the Tobacco Control Act. FDA has been granted authority to regulate the manufacture, marketing, and distribution of tobacco products to protect the public health generally and to reduce tobacco use by minors. The award will enable the Attorney General's Office to assist FDA in any enforcement or judicial actions, including coordinating the drafting and execution of declarations by the officers and minors who participated in inspections, and arranging for their testimony, if necessary, and furnishing evidence.

Federal sub-grant funds were received from the Department of Public Safety to improve the quality of DUI prosecutions, thus increasing the conviction rate for those offenses. The impaired driver is the primary contributing factor in fatal traffic crashes every year. Although speeding and other aggressive driving behaviors cause deadly crashes too, alcohol remains the predominant enemy of traffic safety. When DUI arrests decrease, there are corresponding increases in traffic fatalities. The Public Safety DUI grant requires a 20% match.

The Mississippi State Department of Health has awarded funding through OVW Violence Against Women Act (VAWA) STOP Program to the Attorney General's Domestic Violence Division. The Mississippi State Department of Health sub-grant is a VAWA grant which is used to develop and provide educational courses for law enforcement, court clerks, prosecutors, judges, and advocates on the topics of domestic violence, sex crimes, stalking, strangulation, and human trafficking. Other duties include assisting local prosecutors in the prosecution of cases as needed and serving as a resource for law enforcement, judges and other court personnel when questions arise. This Mississippi State Department of Health VAWA grant requires a 25% match.

The Mississippi State Department of Health has awarded funding through the OVC Victims of Crime Act Victim Assistance Program to the Attorney General's Crime Victim Compensation Division. The Mississippi State Department of Health sub-grant is a VOCA Victim Assistance grant which is used to provide advocacy and support for victims of all crime types. The Mississippi State Department of Health Victim Assistance grant requires a 20% match.

The Attorney General's Office has entered into an agreement with the OIG/CDI in a collaborative effort to provide services in the enforcement of disability laws.

**NARRATIVE OF SPECIAL FUNDS DETAIL AND TREASURY
FUND/BANK ACCOUNTS**

Attorney General (070-00)

Name of Agency

The Attorney General's Office has entered into an agreement with the FBI in a collaborative effort to provide services in the enforcement of crimes against children laws.

The Attorney General's Office has entered into an agreement with the FDA in a collaborative effort to provide services in the enforcement of food and drug laws.

The Attorney General's Office has entered into an agreement with U.S. Customs in a collaborative effort to provide services in the enforcement of immigration laws.

The Attorney General's Office has entered into an agreement with the U.S. Marshals Service in a collaborative effort to provide services in the apprehension of fugitives.

OTHER SPECIAL FUNDS

Since "fees, assessments and other revenues charged" have been eliminated by SB 2362/SB 2001, the Attorney General Special Funds consist of monies which may be limited or restricted by federal or State law, by court order, by grant conditions or other limitations. These sources include monies such as consumer penalties designated for consumer fraud education and investigative and enforcement operations, medicaid fraud penalties, court ordered settlements and restitution, MSDH Tobacco Funding, seized and forfeited funds designated for consumer protection or human trafficking activities, county payments for Regional Section 2036 Choctaw Compliance Coordinator, Annie E. Casey Foundation funds designated for the Juvenile Detention Alternatives Initiative (JDAI), indirect costs recovered on federal grants, MS EdNet funding, patent filing reimbursements, and the Janet D. Steiger funds designated as a fellowship for law student internships.

TREASURY FUND / BANK

Attorney General's Office Imprest Fund, Community Bank, #100-5009939, is the agency's petty cash account used for general authorized expenditures.

Attorney General's Office Investigation Fund, Community Bank, #100-5009921, is an imprest fund utilized for costs (often confidential in nature) related to Drug Investigations, White-Collar Crime, Cyber Crime, Consumer and Medicaid Fraud cases.

The Attorney General Sponsorship Fund, Trustmark Bank, #100-899-2520, is used for programs and events that support state law enforcement officers.

Attorney General's Cafeteria Plan Checking, Bancorpsouth, #60758265, is established in order to pay reimbursements to employees participating in the Cafeteria Plan. Funds are deposited into the account each month from employee payroll deductions. Documentation is submitted to the plan administrator and checks are processed by the plan administrator. This office receives the checks from the plan administrator and distributes them to appropriate employees.

The Attorney General Contingent Fund, Trustmark Bank, #100-091-9621, is used for the purpose of holding and distributing monies, expenses, and fees from judgments, settlements, restitution, and penalties, etc.

CONTINUATION AND EXPANDED TOTAL REQUEST

Attorney General (070-00)

SUMMARY OF ALL PROGRAMS

Name of Agency	FY 2019 Actual				Program
	(1) General	(2) State Support Special	(3) Federal	(4) Other Special	(5) Total
Salaries,Wages & Fringe	18,529,494		3,186,272	2,650,201	24,365,967
Travel	287,592		376,104	149,048	812,744
Contractual Services	1,844,002		247,087	261,709	2,352,798
Commodities	342,612		110,220	33,835	486,667
Other Than Equipment					
Equipment	121,379		7,073	3,342	131,794
Vehicles	106,420				106,420
Wireless Communication Devices	300				300
Subsidies, Loans & Grants	1,744,285		84,465	91,620	1,920,370
Total	22,976,084		4,011,221	3,189,755	30,177,060
No. of Positions (FTE)	248.85		43.93	41.22	334.00

	FY 2020 Estimated				
	(6) General	(7) State Support Special	(8) Federal	(9) Other Special	(10) Total
Salaries,Wages & Fringe	19,347,292		3,406,150	4,199,784	26,953,226
Travel	259,801		468,158	158,241	886,200
Contractual Services	1,761,767		757,399	2,009,269	4,528,435
Commodities	275,625		217,912	55,663	549,200
Other Than Equipment					
Equipment	111,347		137,450	26,749	275,546
Vehicles	25,000		37,500	12,500	75,000
Wireless Communication Devices	300				300
Subsidies, Loans & Grants	1,848,622		36,392	100,000	1,985,014
Total	23,629,754		5,060,961	6,562,206	35,252,921
No. of Positions (FTE)	236.42		43.93	53.65	334.00

	FY 2021 Increase/Decrease for Continuation				
	(11) General	(12) State Support Special	(13) Federal	(14) Other Special	(15) Total
Salaries,Wages & Fringe	1,006,681			(1,006,681)	
Travel					
Contractual Services	746,000			(1,505,000)	(759,000)
Commodities					
Other Than Equipment					
Equipment					
Vehicles					
Wireless Communication Devices					
Subsidies, Loans & Grants	1,019,962				1,019,962
Total	2,772,643			(2,511,681)	260,962
No. of Positions (FTE)	12.43			(12.43)	

Note: FY2021 Total Request = FY2020 Estimated + FY2021 Incr(Decr) for Continuation + FY2021 Expansion/Reduction of Existing Activities + FY2021 New Activities.

CONTINUATION AND EXPANDED TOTAL REQUEST

Attorney General (070-00)

SUMMARY OF ALL PROGRAMS

Name of Agency	Program				
	FY 2021 Expansion/Reduction of Existing Activities				
	(16) General	(17) State Support Special	(18) Federal	(19) Other Special	(20) Total
Salaries,Wages & Fringe					
Travel					
Contractual Services					
Commodities					
Other Than Equipment					
Equipment					
Vehicles					
Wireless Communication Devices					
Subsidies, Loans & Grants					
Total					
No. of Positions (FTE)					

	FY 2021 New Activities (*)				
	(21) General	(22) State Support Special	(23) Federal	(24) Other Special	(25) Total
Salaries,Wages & Fringe					
Travel					
Contractual Services					
Commodities					
Other Than Equipment					
Equipment					
Vehicles					
Wireless Communication Devices					
Subsidies, Loans & Grants					
Total					
No. of Positions (FTE)					

	FY 2021 Total Request				
	(26) General	(27) State Support Special	(28) Federal	(29) Other Special	(30) Total
Salaries,Wages & Fringe	20,353,973		3,406,150	3,193,103	26,953,226
Travel	259,801		468,158	158,241	886,200
Contractual Services	2,507,767		757,399	504,269	3,769,435
Commodities	275,625		217,912	55,663	549,200
Other Than Equipment					
Equipment	111,347		137,450	26,749	275,546
Vehicles	25,000		37,500	12,500	75,000
Wireless Communication Devices	300				300
Subsidies, Loans & Grants	2,868,584		36,392	100,000	3,004,976
Total	26,402,397		5,060,961	4,050,525	35,513,883
No. of Positions (FTE)	248.85		43.93	41.22	334.00

Note: FY2021 Total Request = FY2020 Estimated + FY2021 Incr(Decr) for Continuation + FY2021 Expansion/Reduction of Existing Activities + FY2021 New Activities.

**SUMMARY OF PROGRAMS
FORM MBR-1-03sum**

Attorney General (070-00)

Name of Agency

FUNDING REQUESTED FISCAL YEAR 2021

	PROGRAM	GENERAL	ST. SUPP. SPECIAL	FEDERAL	OTHER SPECIAL	TOTAL
1.	Supportive Services	1,355,716			792,428	2,148,144
2.	Training	978,858		36,392		1,015,250
3.	Litigation	3,863,972			175,000	4,038,972
4.	Opinions	1,110,749				1,110,749
5.	State Agency Contracts	10,007,822			50,000	10,057,822
6.	Insurance Integrity Enforcement	420,789				420,789
7.	Other Mandated Programs	6,084,294		4,762,168	3,023,827	13,870,289
8.	Crime Victims Compensation	2,580,197		262,401	9,270	2,851,868
	Summary of All Programs	26,402,397		5,060,961	4,050,525	35,513,883

CONTINUATION AND EXPANDED REQUEST

Program 1 of 8
Supportive Services

Attorney General (070-00)

Name of Agency	FY 2019 Actual				
	(1)	(2)	(3)	(4)	(5)
	General	State Support Special	Federal	Other Special	Total
Salaries,Wages & Fringe	871,611			603,041	1,474,652
Travel	4,062				4,062
Contractual Services	98,735				98,735
Commodities	17,630				17,630
Other Than Equipment					
Equipment	3,697				3,697
Vehicles					
Wireless Communication Devices					
Subsidies, Loans & Grants	258,662				258,662
Total	1,254,397			603,041	1,857,438
No. of Positions (FTE)	10.10			9.50	19.60

Name of Agency	FY 2020 Estimated				
	(6)	(7)	(8)	(9)	(10)
	General	State Support Special	Federal	Other Special	Total
Salaries,Wages & Fringe	831,291			835,682	1,666,973
Travel	4,516				4,516
Contractual Services	95,683				95,683
Commodities	13,898				13,898
Other Than Equipment					
Equipment	5,258				5,258
Vehicles					
Wireless Communication Devices					
Subsidies, Loans & Grants	350,000				350,000
Total	1,300,646			835,682	2,136,328
No. of Positions (FTE)	9.60			10.00	19.60

Name of Agency	FY 2021 Increase/Decrease for Continuation				
	(11)	(12)	(13)	(14)	(15)
	General	State Support Special	Federal	Other Special	Total
Salaries,Wages & Fringe	43,254			(43,254)	
Travel					
Contractual Services	11,816				11,816
Commodities					
Other Than Equipment					
Equipment					
Vehicles					
Wireless Communication Devices					
Subsidies, Loans & Grants					
Total	55,070			(43,254)	11,816
No. of Positions (FTE)	0.50			(0.50)	

Note: FY2021 Total Request = FY2020 Estimated + FY2021 Incr(Decr) for Continuation + FY2021 Expansion/Reduction of Existing Activities + FY2021 New Activities.

CONTINUATION AND EXPANDED REQUEST

Program 1 of 8
Supportive Services

Attorney General (070-00)

	FY 2021 Expansion/Reduction of Existing Activities				
	(16) General	(17) State Support Special	(18) Federal	(19) Other Special	(20) Total
Salaries,Wages & Fringe					
Travel					
Contractual Services					
Commodities					
Other Than Equipment					
Equipment					
Vehicles					
Wireless Communication Devices					
Subsidies, Loans & Grants					
Total					
No. of Positions (FTE)					

	FY 2021 New Activities (*)				
	(21) General	(22) State Support Special	(23) Federal	(24) Other Special	(25) Total
Salaries,Wages & Fringe					
Travel					
Contractual Services					
Commodities					
Other Than Equipment					
Equipment					
Vehicles					
Wireless Communication Devices					
Subsidies, Loans & Grants					
Total					
No. of Positions (FTE)					

	FY 2021 Total Request				
	(26) General	(27) State Support Special	(28) Federal	(29) Other Special	(30) Total
Salaries,Wages & Fringe	874,545			792,428	1,666,973
Travel	4,516				4,516
Contractual Services	107,499				107,499
Commodities	13,898				13,898
Other Than Equipment					
Equipment	5,258				5,258
Vehicles					
Wireless Communication Devices					
Subsidies, Loans & Grants	350,000				350,000
Total	1,355,716			792,428	2,148,144
No. of Positions (FTE)	10.10			9.50	19.60

Note: FY2021 Total Request = FY2020 Estimated + FY2021 Incr(Decr) for Continuation + FY2021 Expansion/Reduction of Existing Activities + FY2021 New Activities.

CONTINUATION AND EXPANDED REQUEST

Program 2 of 8

Attorney General (070-00)

Training

Name of Agency	FY 2019 Actual				
	(1) General	(2) State Support Special	(3) Federal	(4) Other Special	(5) Total
Salaries,Wages & Fringe	179,016				179,016
Travel	60,149				60,149
Contractual Services	255,502				255,502
Commodities	55,791				55,791
Other Than Equipment					
Equipment	323				323
Vehicles					
Wireless Communication Devices					
Subsidies, Loans & Grants	62,763		36,278		99,041
Total	613,544		36,278		649,822
No. of Positions (FTE)	2.12				2.12

	FY 2020 Estimated				
	(6) General	(7) State Support Special	(8) Federal	(9) Other Special	(10) Total
Salaries,Wages & Fringe	176,243			9,170	185,413
Travel	60,259				60,259
Contractual Services	251,325			305,000	556,325
Commodities	43,038				43,038
Other Than Equipment					
Equipment	2,555				2,555
Vehicles					
Wireless Communication Devices					
Subsidies, Loans & Grants	62,763		36,392		99,155
Total	596,183		36,392	314,170	946,745
No. of Positions (FTE)	2.02			0.10	2.12

	FY 2021 Increase/Decrease for Continuation				
	(11) General	(12) State Support Special	(13) Federal	(14) Other Special	(15) Total
Salaries,Wages & Fringe	9,170			(9,170)	
Travel					
Contractual Services	373,505			(305,000)	68,505
Commodities					
Other Than Equipment					
Equipment					
Vehicles					
Wireless Communication Devices					
Subsidies, Loans & Grants					
Total	382,675			(314,170)	68,505
No. of Positions (FTE)	0.10			(0.10)	

Note: FY2021 Total Request = FY2020 Estimated + FY2021 Incr(Decr) for Continuation + FY2021 Expansion/Reduction of Existing Activities + FY2021 New Activities.

CONTINUATION AND EXPANDED REQUEST

Attorney General (070-00)

Training

Name of Agency	FY 2021 Expansion/Reduction of Existing Activities				
	(16) General	(17) State Support Special	(18) Federal	(19) Other Special	(20) Total
Salaries,Wages & Fringe					
Travel					
Contractual Services					
Commodities					
Other Than Equipment					
Equipment					
Vehicles					
Wireless Communication Devices					
Subsidies, Loans & Grants					
Total					
No. of Positions (FTE)					

	FY 2021 New Activities (*)				
	(21) General	(22) State Support Special	(23) Federal	(24) Other Special	(25) Total
Salaries,Wages & Fringe					
Travel					
Contractual Services					
Commodities					
Other Than Equipment					
Equipment					
Vehicles					
Wireless Communication Devices					
Subsidies, Loans & Grants					
Total					
No. of Positions (FTE)					

	FY 2021 Total Request				
	(26) General	(27) State Support Special	(28) Federal	(29) Other Special	(30) Total
Salaries,Wages & Fringe	185,413				185,413
Travel	60,259				60,259
Contractual Services	624,830				624,830
Commodities	43,038				43,038
Other Than Equipment					
Equipment	2,555				2,555
Vehicles					
Wireless Communication Devices					
Subsidies, Loans & Grants	62,763		36,392		99,155
Total	978,858		36,392		1,015,250
No. of Positions (FTE)	2.12				2.12

Note: FY2021 Total Request = FY2020 Estimated + FY2021 Incr(Decr) for Continuation + FY2021 Expansion/Reduction of Existing Activities + FY2021 New Activities.

CONTINUATION AND EXPANDED REQUEST

Program 3 of 8

Attorney General (070-00)

Litigation

Name of Agency	FY 2019 Actual				
	(1)	(2)	(3)	(4)	(5)
	General	State Support Special	Federal	Other Special	Total
Salaries,Wages & Fringe	3,140,974				3,140,974
Travel	48,318				48,318
Contractual Services	354,678			77,584	432,262
Commodities	30,246				30,246
Other Than Equipment					
Equipment	4,828				4,828
Vehicles					
Wireless Communication Devices					
Subsidies, Loans & Grants				91,620	91,620
Total	3,579,044			169,204	3,748,248
No. of Positions (FTE)	41.44				41.44

Name of Agency	FY 2020 Estimated				
	(6)	(7)	(8)	(9)	(10)
	General	State Support Special	Federal	Other Special	Total
Salaries,Wages & Fringe	3,245,408			168,865	3,414,273
Travel	40,513				40,513
Contractual Services	326,227			75,000	401,227
Commodities	26,823				26,823
Other Than Equipment					
Equipment	10,006				10,006
Vehicles					
Wireless Communication Devices					
Subsidies, Loans & Grants				100,000	100,000
Total	3,648,977			343,865	3,992,842
No. of Positions (FTE)	39.37			2.07	41.44

Name of Agency	FY 2021 Increase/Decrease for Continuation				
	(11)	(12)	(13)	(14)	(15)
	General	State Support Special	Federal	Other Special	Total
Salaries,Wages & Fringe	168,865			(168,865)	
Travel					
Contractual Services	46,130				46,130
Commodities					
Other Than Equipment					
Equipment					
Vehicles					
Wireless Communication Devices					
Subsidies, Loans & Grants					
Total	214,995			(168,865)	46,130
No. of Positions (FTE)	2.07			(2.07)	

Note: FY2021 Total Request = FY2020 Estimated + FY2021 Incr(Decr) for Continuation + FY2021 Expansion/Reduction of Existing Activities + FY2021 New Activities.

CONTINUATION AND EXPANDED REQUEST

Attorney General (070-00)

Litigation

Name of Agency	FY 2021 Expansion/Reduction of Existing Activities				
	(16) General	(17) State Support Special	(18) Federal	(19) Other Special	(20) Total
Salaries,Wages & Fringe					
Travel					
Contractual Services					
Commodities					
Other Than Equipment					
Equipment					
Vehicles					
Wireless Communication Devices					
Subsidies, Loans & Grants					
Total					
No. of Positions (FTE)					

	FY 2021 New Activities (*)				
	(21) General	(22) State Support Special	(23) Federal	(24) Other Special	(25) Total
Salaries,Wages & Fringe					
Travel					
Contractual Services					
Commodities					
Other Than Equipment					
Equipment					
Vehicles					
Wireless Communication Devices					
Subsidies, Loans & Grants					
Total					
No. of Positions (FTE)					

	FY 2021 Total Request				
	(26) General	(27) State Support Special	(28) Federal	(29) Other Special	(30) Total
Salaries,Wages & Fringe	3,414,273				3,414,273
Travel	40,513				40,513
Contractual Services	372,357			75,000	447,357
Commodities	26,823				26,823
Other Than Equipment					
Equipment	10,006				10,006
Vehicles					
Wireless Communication Devices					
Subsidies, Loans & Grants				100,000	100,000
Total	3,863,972			175,000	4,038,972
No. of Positions (FTE)	41.44				41.44

Note: FY2021 Total Request = FY2020 Estimated + FY2021 Incr(Decr) for Continuation + FY2021 Expansion/Reduction of Existing Activities + FY2021 New Activities.

CONTINUATION AND EXPANDED REQUEST

Program 4 of 8

Attorney General (070-00)

Opinions

Name of Agency	FY 2019 Actual				
	(1) General	(2) State Support Special	(3) Federal	(4) Other Special	(5) Total
Salaries,Wages & Fringe	895,533				895,533
Travel	8,352				8,352
Contractual Services	131,313				131,313
Commodities	7,461				7,461
Other Than Equipment					
Equipment	278				278
Vehicles					
Wireless Communication Devices					
Subsidies, Loans & Grants					
Total	1,042,937				1,042,937
No. of Positions (FTE)	11.48				11.48

	FY 2020 Estimated				
	(6) General	(7) State Support Special	(8) Federal	(9) Other Special	(10) Total
Salaries,Wages & Fringe	905,227			47,101	952,328
Travel	8,361				8,361
Contractual Services	127,078				127,078
Commodities	6,834				6,834
Other Than Equipment					
Equipment	3,281				3,281
Vehicles					
Wireless Communication Devices					
Subsidies, Loans & Grants					
Total	1,050,781			47,101	1,097,882
No. of Positions (FTE)	10.91			0.57	11.48

	FY 2021 Increase/Decrease for Continuation				
	(11) General	(12) State Support Special	(13) Federal	(14) Other Special	(15) Total
Salaries,Wages & Fringe	47,101			(47,101)	
Travel					
Contractual Services	12,867				12,867
Commodities					
Other Than Equipment					
Equipment					
Vehicles					
Wireless Communication Devices					
Subsidies, Loans & Grants					
Total	59,968			(47,101)	12,867
No. of Positions (FTE)	0.57			(0.57)	

Note: FY2021 Total Request = FY2020 Estimated + FY2021 Incr(Decr) for Continuation + FY2021 Expansion/Reduction of Existing Activities + FY2021 New Activities.

CONTINUATION AND EXPANDED REQUEST

Program 4 of 8

Attorney General (070-00)

Opinions

Name of Agency	FY 2021 Expansion/Reduction of Existing Activities				
	(16) General	(17) State Support Special	(18) Federal	(19) Other Special	(20) Total
Salaries,Wages & Fringe					
Travel					
Contractual Services					
Commodities					
Other Than Equipment					
Equipment					
Vehicles					
Wireless Communication Devices					
Subsidies, Loans & Grants					
Total					
No. of Positions (FTE)					

	FY 2021 New Activities (*)				
	(21) General	(22) State Support Special	(23) Federal	(24) Other Special	(25) Total
Salaries,Wages & Fringe					
Travel					
Contractual Services					
Commodities					
Other Than Equipment					
Equipment					
Vehicles					
Wireless Communication Devices					
Subsidies, Loans & Grants					
Total					
No. of Positions (FTE)					

	FY 2021 Total Request				
	(26) General	(27) State Support Special	(28) Federal	(29) Other Special	(30) Total
Salaries,Wages & Fringe	952,328				952,328
Travel	8,361				8,361
Contractual Services	139,945				139,945
Commodities	6,834				6,834
Other Than Equipment					
Equipment	3,281				3,281
Vehicles					
Wireless Communication Devices					
Subsidies, Loans & Grants					
Total	1,110,749				1,110,749
No. of Positions (FTE)	11.48				11.48

Note: FY2021 Total Request = FY2020 Estimated + FY2021 Incr(Decr) for Continuation + FY2021 Expansion/Reduction of Existing Activities + FY2021 New Activities.

CONTINUATION AND EXPANDED REQUEST

Attorney General (070-00)

State Agency Contracts

Name of Agency	FY 2019 Actual				
	(1)	(2)	(3)	(4)	(5)
	General	State Support Special	Federal	Other Special	Total
Salaries,Wages & Fringe	8,597,925			32,226	8,630,151
Travel	7,260				7,260
Contractual Services	357,902			41,894	399,796
Commodities	62,842				62,842
Other Than Equipment					
Equipment	14,554				14,554
Vehicles					
Wireless Communication Devices					
Subsidies, Loans & Grants					
Total	9,040,483			74,120	9,114,603
No. of Positions (FTE)	102.56				102.56

Name of Agency	FY 2020 Estimated				
	(6)	(7)	(8)	(9)	(10)
	General	State Support Special	Federal	Other Special	Total
Salaries,Wages & Fringe	8,990,762			467,809	9,458,571
Travel	6,576				6,576
Contractual Services	339,617			50,000	389,617
Commodities	57,476				57,476
Other Than Equipment					
Equipment	17,788				17,788
Vehicles					
Wireless Communication Devices					
Subsidies, Loans & Grants					
Total	9,412,219			517,809	9,930,028
No. of Positions (FTE)	97.43			5.13	102.56

Name of Agency	FY 2021 Increase/Decrease for Continuation				
	(11)	(12)	(13)	(14)	(15)
	General	State Support Special	Federal	Other Special	Total
Salaries,Wages & Fringe	467,809			(467,809)	
Travel					
Contractual Services	127,794				127,794
Commodities					
Other Than Equipment					
Equipment					
Vehicles					
Wireless Communication Devices					
Subsidies, Loans & Grants					
Total	595,603			(467,809)	127,794
No. of Positions (FTE)	5.13			(5.13)	

Note: FY2021 Total Request = FY2020 Estimated + FY2021 Incr(Decr) for Continuation + FY2021 Expansion/Reduction of Existing Activities + FY2021 New Activities.

CONTINUATION AND EXPANDED REQUEST

Attorney General (070-00)

State Agency Contracts

Name of Agency

Program

	FY 2021 Expansion/Reduction of Existing Activities				
	(16) General	(17) State Support Special	(18) Federal	(19) Other Special	(20) Total
Salaries,Wages & Fringe					
Travel					
Contractual Services					
Commodities					
Other Than Equipment					
Equipment					
Vehicles					
Wireless Communication Devices					
Subsidies, Loans & Grants					
Total					
No. of Positions (FTE)					

	FY 2021 New Activities (*)				
	(21) General	(22) State Support Special	(23) Federal	(24) Other Special	(25) Total
Salaries,Wages & Fringe					
Travel					
Contractual Services					
Commodities					
Other Than Equipment					
Equipment					
Vehicles					
Wireless Communication Devices					
Subsidies, Loans & Grants					
Total					
No. of Positions (FTE)					

	FY 2021 Total Request				
	(26) General	(27) State Support Special	(28) Federal	(29) Other Special	(30) Total
Salaries,Wages & Fringe	9,458,571				9,458,571
Travel	6,576				6,576
Contractual Services	467,411			50,000	517,411
Commodities	57,476				57,476
Other Than Equipment					
Equipment	17,788				17,788
Vehicles					
Wireless Communication Devices					
Subsidies, Loans & Grants					
Total	10,007,822			50,000	10,057,822
No. of Positions (FTE)	102.56				102.56

Note: FY2021 Total Request = FY2020 Estimated + FY2021 Incr(Decr) for Continuation + FY2021 Expansion/Reduction of Existing Activities + FY2021 New Activities.

CONTINUATION AND EXPANDED REQUEST

Program 6 of 8

Attorney General (070-00)

Insurance Integrity Enforcement

Name of Agency

Program

	FY 2019 Actual				
	(1) General	(2) State Support Special	(3) Federal	(4) Other Special	(5) Total
Salaries,Wages & Fringe	354,860				354,860
Travel	7,657				7,657
Contractual Services	15,266				15,266
Commodities	9,915				9,915
Other Than Equipment					
Equipment	4,452				4,452
Vehicles					
Wireless Communication Devices					
Subsidies, Loans & Grants					
Total	392,150				392,150
No. of Positions (FTE)	5.12				5.12

	FY 2020 Estimated				
	(6) General	(7) State Support Special	(8) Federal	(9) Other Special	(10) Total
Salaries,Wages & Fringe	363,108			18,893	382,001
Travel	7,675				7,675
Contractual Services	14,700				14,700
Commodities	8,140				8,140
Other Than Equipment					
Equipment	3,113				3,113
Vehicles					
Wireless Communication Devices					
Subsidies, Loans & Grants					
Total	396,736			18,893	415,629
No. of Positions (FTE)	4.86			0.26	5.12

	FY 2021 Increase/Decrease for Continuation				
	(11) General	(12) State Support Special	(13) Federal	(14) Other Special	(15) Total
Salaries,Wages & Fringe	18,893			(18,893)	
Travel					
Contractual Services	5,160				5,160
Commodities					
Other Than Equipment					
Equipment					
Vehicles					
Wireless Communication Devices					
Subsidies, Loans & Grants					
Total	24,053			(18,893)	5,160
No. of Positions (FTE)	0.26			(0.26)	

Note: FY2021 Total Request = FY2020 Estimated + FY2021 Incr(Decr) for Continuation + FY2021 Expansion/Reduction of Existing Activities + FY2021 New Activities.

CONTINUATION AND EXPANDED REQUEST

Attorney General (070-00)

Insurance Integrity Enforcement

Name of Agency

Program

	FY 2021 Expansion/Reduction of Existing Activities				
	(16) General	(17) State Support Special	(18) Federal	(19) Other Special	(20) Total
Salaries,Wages & Fringe					
Travel					
Contractual Services					
Commodities					
Other Than Equipment					
Equipment					
Vehicles					
Wireless Communication Devices					
Subsidies, Loans & Grants					
Total					
No. of Positions (FTE)					

	FY 2021 New Activities (*)				
	(21) General	(22) State Support Special	(23) Federal	(24) Other Special	(25) Total
Salaries,Wages & Fringe					
Travel					
Contractual Services					
Commodities					
Other Than Equipment					
Equipment					
Vehicles					
Wireless Communication Devices					
Subsidies, Loans & Grants					
Total					
No. of Positions (FTE)					

	FY 2021 Total Request				
	(26) General	(27) State Support Special	(28) Federal	(29) Other Special	(30) Total
Salaries,Wages & Fringe	382,001				382,001
Travel	7,675				7,675
Contractual Services	19,860				19,860
Commodities	8,140				8,140
Other Than Equipment					
Equipment	3,113				3,113
Vehicles					
Wireless Communication Devices					
Subsidies, Loans & Grants					
Total	420,789				420,789
No. of Positions (FTE)	5.12				5.12

Note: FY2021 Total Request = FY2020 Estimated + FY2021 Incr(Decr) for Continuation + FY2021 Expansion/Reduction of Existing Activities + FY2021 New Activities.

CONTINUATION AND EXPANDED REQUEST

Attorney General (070-00)

Other Mandated Programs

Name of Agency	FY 2019 Actual				
	(1) General	(2) State Support Special	(3) Federal	(4) Other Special	(5) Total
Salaries,Wages & Fringe	4,021,325		3,043,222	2,008,208	9,072,755
Travel	143,058		335,647	149,048	627,753
Contractual Services	534,772		232,413	142,231	909,416
Commodities	151,780		76,814	33,835	262,429
Other Than Equipment					
Equipment	93,101		5,652	3,342	102,095
Vehicles	106,420				106,420
Wireless Communication Devices	300				300
Subsidies, Loans & Grants	554,489		48,187		602,676
Total	5,605,245		3,741,935	2,336,664	11,683,844
No. of Positions (FTE)	66.79		41.09	31.56	139.44

	FY 2020 Estimated				
	(6) General	(7) State Support Special	(8) Federal	(9) Other Special	(10) Total
Salaries,Wages & Fringe	4,306,982		3,241,603	2,615,507	10,164,092
Travel	123,171		417,720	158,241	699,132
Contractual Services	511,121		734,109	1,579,269	2,824,499
Commodities	112,228		195,986	55,663	363,877
Other Than Equipment					
Equipment	65,682		135,250	26,749	227,681
Vehicles	25,000		37,500	12,500	75,000
Wireless Communication Devices	300				300
Subsidies, Loans & Grants	554,489				554,489
Total	5,698,973		4,762,168	4,447,929	14,909,070
No. of Positions (FTE)	63.45		41.09	34.90	139.44

	FY 2021 Increase/Decrease for Continuation				
	(11) General	(12) State Support Special	(13) Federal	(14) Other Special	(15) Total
Salaries,Wages & Fringe	224,102			(224,102)	
Travel					
Contractual Services	161,219			(1,200,000)	(1,038,781)
Commodities					
Other Than Equipment					
Equipment					
Vehicles					
Wireless Communication Devices					
Subsidies, Loans & Grants					
Total	385,321			(1,424,102)	(1,038,781)
No. of Positions (FTE)	3.34			(3.34)	

Note: FY2021 Total Request = FY2020 Estimated + FY2021 Incr(Decr) for Continuation + FY2021 Expansion/Reduction of Existing Activities + FY2021 New Activities.

CONTINUATION AND EXPANDED REQUEST

Attorney General (070-00)

Other Mandated Programs

Name of Agency	FY 2021 Expansion/Reduction of Existing Activities				
	(16) General	(17) State Support Special	(18) Federal	(19) Other Special	(20) Total
Salaries,Wages & Fringe					
Travel					
Contractual Services					
Commodities					
Other Than Equipment					
Equipment					
Vehicles					
Wireless Communication Devices					
Subsidies, Loans & Grants					
Total					
No. of Positions (FTE)					

	FY 2021 New Activities (*)				
	(21) General	(22) State Support Special	(23) Federal	(24) Other Special	(25) Total
Salaries,Wages & Fringe					
Travel					
Contractual Services					
Commodities					
Other Than Equipment					
Equipment					
Vehicles					
Wireless Communication Devices					
Subsidies, Loans & Grants					
Total					
No. of Positions (FTE)					

	FY 2021 Total Request				
	(26) General	(27) State Support Special	(28) Federal	(29) Other Special	(30) Total
Salaries,Wages & Fringe	4,531,084		3,241,603	2,391,405	10,164,092
Travel	123,171		417,720	158,241	699,132
Contractual Services	672,340		734,109	379,269	1,785,718
Commodities	112,228		195,986	55,663	363,877
Other Than Equipment					
Equipment	65,682		135,250	26,749	227,681
Vehicles	25,000		37,500	12,500	75,000
Wireless Communication Devices	300				300
Subsidies, Loans & Grants	554,489				554,489
Total	6,084,294		4,762,168	3,023,827	13,870,289
No. of Positions (FTE)	66.79		41.09	31.56	139.44

Note: FY2021 Total Request = FY2020 Estimated + FY2021 Incr(Decr) for Continuation + FY2021 Expansion/Reduction of Existing Activities + FY2021 New Activities.

CONTINUATION AND EXPANDED REQUEST

Attorney General (070-00)

Crime Victims Compensation

Name of Agency	FY 2019 Actual				
	(1)	(2)	(3)	(4)	(5)
	General	State Support Special	Federal	Other Special	Total
Salaries,Wages & Fringe	468,250		143,050	6,726	618,026
Travel	8,736		40,457		49,193
Contractual Services	95,834		14,674		110,508
Commodities	6,947		33,406		40,353
Other Than Equipment					
Equipment	146		1,421		1,567
Vehicles					
Wireless Communication Devices					
Subsidies, Loans & Grants	868,371				868,371
Total	1,448,284		233,008	6,726	1,688,018
No. of Positions (FTE)	9.24		2.84	0.16	12.24

Name of Agency	FY 2020 Estimated				
	(6)	(7)	(8)	(9)	(10)
	General	State Support Special	Federal	Other Special	Total
Salaries,Wages & Fringe	528,271		164,547	36,757	729,575
Travel	8,730		50,438		59,168
Contractual Services	96,016		23,290		119,306
Commodities	7,188		21,926		29,114
Other Than Equipment					
Equipment	3,664		2,200		5,864
Vehicles					
Wireless Communication Devices					
Subsidies, Loans & Grants	881,370				881,370
Total	1,525,239		262,401	36,757	1,824,397
No. of Positions (FTE)	8.78		2.84	0.62	12.24

Name of Agency	FY 2021 Increase/Decrease for Continuation				
	(11)	(12)	(13)	(14)	(15)
	General	State Support Special	Federal	Other Special	Total
Salaries,Wages & Fringe	27,487			(27,487)	
Travel					
Contractual Services	7,509				7,509
Commodities					
Other Than Equipment					
Equipment					
Vehicles					
Wireless Communication Devices					
Subsidies, Loans & Grants	1,019,962				1,019,962
Total	1,054,958			(27,487)	1,027,471
No. of Positions (FTE)	0.46			(0.46)	

Note: FY2021 Total Request = FY2020 Estimated + FY2021 Incr(Decr) for Continuation + FY2021 Expansion/Reduction of Existing Activities + FY2021 New Activities.

CONTINUATION AND EXPANDED REQUEST

Attorney General (070-00)

Crime Victims Compensation

Name of Agency

Program

	FY 2021 Expansion/Reduction of Existing Activities				
	(16) General	(17) State Support Special	(18) Federal	(19) Other Special	(20) Total
Salaries,Wages & Fringe					
Travel					
Contractual Services					
Commodities					
Other Than Equipment					
Equipment					
Vehicles					
Wireless Communication Devices					
Subsidies, Loans & Grants					
Total					
No. of Positions (FTE)					

	FY 2021 New Activities (*)				
	(21) General	(22) State Support Special	(23) Federal	(24) Other Special	(25) Total
Salaries,Wages & Fringe					
Travel					
Contractual Services					
Commodities					
Other Than Equipment					
Equipment					
Vehicles					
Wireless Communication Devices					
Subsidies, Loans & Grants					
Total					
No. of Positions (FTE)					

	FY 2021 Total Request				
	(26) General	(27) State Support Special	(28) Federal	(29) Other Special	(30) Total
Salaries,Wages & Fringe	555,758		164,547	9,270	729,575
Travel	8,730		50,438		59,168
Contractual Services	103,525		23,290		126,815
Commodities	7,188		21,926		29,114
Other Than Equipment					
Equipment	3,664		2,200		5,864
Vehicles					
Wireless Communication Devices					
Subsidies, Loans & Grants	1,901,332				1,901,332
Total	2,580,197		262,401	9,270	2,851,868
No. of Positions (FTE)	9.24		2.84	0.16	12.24

Note: FY2021 Total Request = FY2020 Estimated + FY2021 Incr(Decr) for Continuation + FY2021 Expansion/Reduction of Existing Activities + FY2021 New Activities.

PROGRAM DECISION UNITS

Attorney General

1 - Supportive Services

Name of Agency

Program Name

	A	B	C	D	E	F	G	
EXPENDITURES	FY 2020 Appropriated	Escalations By DFA	Non-Recurring Items	Cost Continuation	New Attorney General Case	Total Funding Change	FY 2021 Total Request	
SALARIES	1,666,973						1,666,973	
GENERAL	831,291			43,254		43,254	874,545	
ST. SUP. SPECIAL								
FEDERAL								
OTHER	835,682			(43,254)		(43,254)	792,428	
TRAVEL	4,516						4,516	
GENERAL	4,516						4,516	
ST. SUP. SPECIAL								
FEDERAL								
OTHER								
CONTRACTUAL	95,683				11,816	11,816	107,499	
GENERAL	95,683				11,816	11,816	107,499	
ST. SUP. SPECIAL								
FEDERAL								
OTHER								
COMMODITIES	13,898						13,898	
GENERAL	13,898						13,898	
ST. SUP. SPECIAL								
FEDERAL								
OTHER								
CAPTITAL-OTE								
GENERAL								
ST. SUP. SPECIAL								
FEDERAL								
OTHER								
EQUIPMENT	5,258						5,258	
GENERAL	5,258						5,258	
ST. SUP. SPECIAL								
FEDERAL								
OTHER								
VEHICLES								
GENERAL								
ST. SUP. SPECIAL								
FEDERAL								
OTHER								
WIRELESS DEV								
GENERAL								
ST. SUP. SPECIAL								
FEDERAL								
OTHER								
SUBSIDIES	350,000						350,000	
GENERAL	350,000						350,000	
ST. SUP. SPECIAL								
FEDERAL								
OTHER								
TOTAL	2,136,328				11,816	11,816	2,148,144	

FUNDING

GENERAL FUNDS	1,300,646			43,254	11,816	55,070	1,355,716	
ST. SUP. SPCL FUNDS								
FEDERAL FUNDS								
OTHER SP. FUNDS	835,682			(43,254)		(43,254)	792,428	
TOTAL	2,136,328				11,816	11,816	2,148,144	

POSITIONS

GENERAL FTE	9.60			0.50		0.50	10.10	
ST. SUP. SPCL. FTE								
FEDERAL FTE								
OTHER SP. FTE	10.00			(0.50)		(0.50)	9.50	
TOTAL	19.60						19.60	

PRIORITY LEVEL :

				1	1			
--	--	--	--	---	---	--	--	--

PROGRAM DECISION UNITS

Attorney General

2 - Training

Name of Agency

Program Name

	A	B	C	D	E	F	G	H
EXPENDITURES	FY 2020 Appropriated	Escalations By DFA	Non-Recurring Items	Cost Continuation	New Attorney General Case	Decrease in Special Funds	Completion of District	Total Funding Change
SALARIES	185,413							
GENERAL	176,243			9,170				9,170
ST. SUP. SPECIAL								
FEDERAL								
OTHER	9,170			(9,170)				(9,170)
TRAVEL	60,259							
GENERAL	60,259							
ST. SUP. SPECIAL								
FEDERAL								
OTHER								
CONTRACTUAL	556,325				2,505	(305,000)	371,000	68,505
GENERAL	251,325				2,505		371,000	373,505
ST. SUP. SPECIAL								
FEDERAL								
OTHER	305,000					(305,000)		(305,000)
COMMODITIES	43,038							
GENERAL	43,038							
ST. SUP. SPECIAL								
FEDERAL								
OTHER								
CAPTITAL-OTE								
GENERAL								
ST. SUP. SPECIAL								
FEDERAL								
OTHER								
EQUIPMENT	2,555							
GENERAL	2,555							
ST. SUP. SPECIAL								
FEDERAL								
OTHER								
VEHICLES								
GENERAL								
ST. SUP. SPECIAL								
FEDERAL								
OTHER								
WIRELESS DEV								
GENERAL								
ST. SUP. SPECIAL								
FEDERAL								
OTHER								
SUBSIDIES	62,763	36,392						36,392
GENERAL	62,763							
ST. SUP. SPECIAL								
FEDERAL		36,392						36,392
OTHER								
TOTAL	910,353	36,392			2,505	(305,000)	371,000	104,897

FUNDING

GENERAL FUNDS	596,183			9,170	2,505		371,000	382,675
ST. SUP. SPCL FUNDS								
FEDERAL FUNDS		36,392						36,392
OTHER SP. FUNDS	314,170			(9,170)		(305,000)		(314,170)
TOTAL	910,353	36,392			2,505	(305,000)	371,000	104,897

POSITIONS

GENERAL FTE	2.02			0.10				0.10
ST. SUP. SPCL. FTE								
FEDERAL FTE								
OTHER SP. FTE	0.10			(0.10)				(0.10)
TOTAL	2.12							

PRIORITY LEVEL :

				1	1	1	1	
--	--	--	--	---	---	---	---	--

PROGRAM DECISION UNITS

I

EXPENDITURES	FY 2021 Total Request							
SALARIES	185,413							
GENERAL	185,413							
ST. SUP. SPECIAL								
FEDERAL								
OTHER								
TRAVEL	60,259							
GENERAL	60,259							
ST. SUP. SPECIAL								
FEDERAL								
OTHER								
CONTRACTUAL	624,830							
GENERAL	624,830							
ST. SUP. SPECIAL								
FEDERAL								
OTHER								
COMMODITIES	43,038							
GENERAL	43,038							
ST. SUP. SPECIAL								
FEDERAL								
OTHER								
CAPTITAL-OTE								
GENERAL								
ST. SUP. SPECIAL								
FEDERAL								
OTHER								
EQUIPMENT	2,555							
GENERAL	2,555							
ST. SUP. SPECIAL								
FEDERAL								
OTHER								
VEHICLES								
GENERAL								
ST. SUP. SPECIAL								
FEDERAL								
OTHER								
WIRELESS DEV								
GENERAL								
ST. SUP. SPECIAL								
FEDERAL								
OTHER								
SUBSIDIES	99,155							
GENERAL	62,763							
ST. SUP. SPECIAL								
FEDERAL	36,392							
OTHER								
TOTAL	1,015,250							

FUNDING								
GENERAL FUNDS	978,858							
ST. SUP. SPCL FUNDS								
FEDERAL FUNDS	36,392							
OTHER SP. FUNDS								
TOTAL	1,015,250							

POSITIONS								
GENERAL FTE	2.12							
ST. SUP. SPCL. FTE								
FEDERAL FTE								
OTHER SP. FTE								
TOTAL	2.12							

PRIORITY LEVEL :								

PROGRAM DECISION UNITS

Attorney General

3 - Litigation

Name of Agency

Program Name

	A	B	C	D	E	F	G	
EXPENDITURES	FY 2020 Appropriated	Escalations By DFA	Non-Recurring Items	Cost Continuation	New Attorney General Case	Total Funding Change	FY 2021 Total Request	
SALARIES	3,414,273						3,414,273	
GENERAL	3,245,408			168,865		168,865	3,414,273	
ST. SUP. SPECIAL								
FEDERAL								
OTHER	168,865			(168,865)		(168,865)		
TRAVEL	40,513						40,513	
GENERAL	40,513						40,513	
ST. SUP. SPECIAL								
FEDERAL								
OTHER								
CONTRACTUAL	401,227				46,130	46,130	447,357	
GENERAL	326,227				46,130	46,130	372,357	
ST. SUP. SPECIAL								
FEDERAL								
OTHER	75,000						75,000	
COMMODITIES	26,823						26,823	
GENERAL	26,823						26,823	
ST. SUP. SPECIAL								
FEDERAL								
OTHER								
CAPTITAL-OTE								
GENERAL								
ST. SUP. SPECIAL								
FEDERAL								
OTHER								
EQUIPMENT	10,006						10,006	
GENERAL	10,006						10,006	
ST. SUP. SPECIAL								
FEDERAL								
OTHER								
VEHICLES								
GENERAL								
ST. SUP. SPECIAL								
FEDERAL								
OTHER								
WIRELESS DEV								
GENERAL								
ST. SUP. SPECIAL								
FEDERAL								
OTHER								
SUBSIDIES	100,000						100,000	
GENERAL								
ST. SUP. SPECIAL								
FEDERAL								
OTHER	100,000						100,000	
TOTAL	3,992,842				46,130	46,130	4,038,972	

FUNDING

GENERAL FUNDS	3,648,977			168,865	46,130	214,995	3,863,972	
ST. SUP. SPCL FUNDS								
FEDERAL FUNDS								
OTHER SP. FUNDS	343,865			(168,865)		(168,865)	175,000	
TOTAL	3,992,842				46,130	46,130	4,038,972	

POSITIONS

GENERAL FTE	39.37			2.07		2.07	41.44	
ST. SUP. SPCL. FTE								
FEDERAL FTE								
OTHER SP. FTE	2.07			(2.07)		(2.07)		
TOTAL	41.44						41.44	

PRIORITY LEVEL :

				1	1			
--	--	--	--	---	---	--	--	--

PROGRAM DECISION UNITS

Attorney General

4 - Opinions

Name of Agency

Program Name

	A	B	C	D	E	F	G	
EXPENDITURES	FY 2020 Appropriated	Escalations By DFA	Non-Recurring Items	Cost Continuation	New Attorney General Case	Total Funding Change	FY 2021 Total Request	
SALARIES	952,328						952,328	
GENERAL	905,227			47,101		47,101	952,328	
ST. SUP. SPECIAL								
FEDERAL								
OTHER	47,101			(47,101)		(47,101)		
TRAVEL	8,361						8,361	
GENERAL	8,361						8,361	
ST. SUP. SPECIAL								
FEDERAL								
OTHER								
CONTRACTUAL	127,078				12,867	12,867	139,945	
GENERAL	127,078				12,867	12,867	139,945	
ST. SUP. SPECIAL								
FEDERAL								
OTHER								
COMMODITIES	6,834						6,834	
GENERAL	6,834						6,834	
ST. SUP. SPECIAL								
FEDERAL								
OTHER								
CAPTITAL-OTE								
GENERAL								
ST. SUP. SPECIAL								
FEDERAL								
OTHER								
EQUIPMENT	3,281						3,281	
GENERAL	3,281						3,281	
ST. SUP. SPECIAL								
FEDERAL								
OTHER								
VEHICLES								
GENERAL								
ST. SUP. SPECIAL								
FEDERAL								
OTHER								
WIRELESS DEV								
GENERAL								
ST. SUP. SPECIAL								
FEDERAL								
OTHER								
SUBSIDIES								
GENERAL								
ST. SUP. SPECIAL								
FEDERAL								
OTHER								
TOTAL	1,097,882				12,867	12,867	1,110,749	

FUNDING

GENERAL FUNDS	1,050,781			47,101	12,867	59,968	1,110,749	
ST. SUP. SPCL FUNDS								
FEDERAL FUNDS								
OTHER SP. FUNDS	47,101			(47,101)		(47,101)		
TOTAL	1,097,882				12,867	12,867	1,110,749	

POSITIONS

GENERAL FTE	10.91			0.57		0.57	11.48	
ST. SUP. SPCL. FTE								
FEDERAL FTE								
OTHER SP. FTE	0.57			(0.57)		(0.57)		
TOTAL	11.48						11.48	

PRIORITY LEVEL :

				1	1			
--	--	--	--	---	---	--	--	--

PROGRAM DECISION UNITS

Attorney General

5 - State Agency Contracts

Name of Agency

Program Name

	A	B	C	D	E	F	G	
EXPENDITURES	FY 2020 Appropriated	Escalations By DFA	Non-Recurring Items	Cost Continuation	New Attorney General Case	Total Funding Change	FY 2021 Total Request	
SALARIES	9,458,571						9,458,571	
GENERAL	8,990,762			467,809		467,809	9,458,571	
ST. SUP. SPECIAL								
FEDERAL								
OTHER	467,809			(467,809)		(467,809)		
TRAVEL	6,576						6,576	
GENERAL	6,576						6,576	
ST. SUP. SPECIAL								
FEDERAL								
OTHER								
CONTRACTUAL	389,617				127,794	127,794	517,411	
GENERAL	339,617				127,794	127,794	467,411	
ST. SUP. SPECIAL								
FEDERAL								
OTHER	50,000						50,000	
COMMODITIES	57,476						57,476	
GENERAL	57,476						57,476	
ST. SUP. SPECIAL								
FEDERAL								
OTHER								
CAPTITAL-OTE								
GENERAL								
ST. SUP. SPECIAL								
FEDERAL								
OTHER								
EQUIPMENT	17,788						17,788	
GENERAL	17,788						17,788	
ST. SUP. SPECIAL								
FEDERAL								
OTHER								
VEHICLES								
GENERAL								
ST. SUP. SPECIAL								
FEDERAL								
OTHER								
WIRELESS DEV								
GENERAL								
ST. SUP. SPECIAL								
FEDERAL								
OTHER								
SUBSIDIES								
GENERAL								
ST. SUP. SPECIAL								
FEDERAL								
OTHER								
TOTAL	9,930,028				127,794	127,794	10,057,822	

FUNDING

GENERAL FUNDS	9,412,219			467,809	127,794	595,603	10,007,822	
ST. SUP. SPCL FUNDS								
FEDERAL FUNDS								
OTHER SP. FUNDS	517,809			(467,809)		(467,809)	50,000	
TOTAL	9,930,028				127,794	127,794	10,057,822	

POSITIONS

GENERAL FTE	97.43			5.13		5.13	102.56	
ST. SUP. SPCL. FTE								
FEDERAL FTE								
OTHER SP. FTE	5.13			(5.13)		(5.13)		
TOTAL	102.56						102.56	

PRIORITY LEVEL :

				1	1			
--	--	--	--	---	---	--	--	--

PROGRAM DECISION UNITS

Attorney General

6 - Insurance Integrity Enforcement

Name of Agency

Program Name

	A	B	C	D	E	F	G	
EXPENDITURES	FY 2020 Appropriated	Escalations By DFA	Non-Recurring Items	Cost Continuation	New Attorney General Case	Total Funding Change	FY 2021 Total Request	
SALARIES	382,001						382,001	
GENERAL	363,108			18,893		18,893	382,001	
ST. SUP. SPECIAL								
FEDERAL								
OTHER	18,893			(18,893)		(18,893)		
TRAVEL	7,675						7,675	
GENERAL	7,675						7,675	
ST. SUP. SPECIAL								
FEDERAL								
OTHER								
CONTRACTUAL	14,700				5,160	5,160	19,860	
GENERAL	14,700				5,160	5,160	19,860	
ST. SUP. SPECIAL								
FEDERAL								
OTHER								
COMMODITIES	8,140						8,140	
GENERAL	8,140						8,140	
ST. SUP. SPECIAL								
FEDERAL								
OTHER								
CAPTITAL-OTE								
GENERAL								
ST. SUP. SPECIAL								
FEDERAL								
OTHER								
EQUIPMENT	3,113						3,113	
GENERAL	3,113						3,113	
ST. SUP. SPECIAL								
FEDERAL								
OTHER								
VEHICLES								
GENERAL								
ST. SUP. SPECIAL								
FEDERAL								
OTHER								
WIRELESS DEV								
GENERAL								
ST. SUP. SPECIAL								
FEDERAL								
OTHER								
SUBSIDIES								
GENERAL								
ST. SUP. SPECIAL								
FEDERAL								
OTHER								
TOTAL	415,629				5,160	5,160	420,789	

FUNDING

GENERAL FUNDS	396,736			18,893	5,160	24,053	420,789	
ST. SUP. SPCL FUNDS								
FEDERAL FUNDS								
OTHER SP. FUNDS	18,893			(18,893)		(18,893)		
TOTAL	415,629				5,160	5,160	420,789	

POSITIONS

GENERAL FTE	4.86			0.26		0.26	5.12	
ST. SUP. SPCL. FTE								
FEDERAL FTE								
OTHER SP. FTE	0.26			(0.26)		(0.26)		
TOTAL	5.12						5.12	

PRIORITY LEVEL :

				1	1			
--	--	--	--	---	---	--	--	--

PROGRAM DECISION UNITS

Attorney General

7 - Other Mandated Programs

Name of Agency	Program Name							
	A	B	C	D	E	F	G	H
EXPENDITURES	FY 2020 Appropriated	Escalations By DFA	Non-Recurring Items	Cost Continuation	New Attorney General Case	Decrease in Special Funds	Domestic Violence	Total Funding Change
SALARIES	7,937,865	2,226,227						2,226,227
GENERAL	4,306,982			224,102				224,102
ST. SUP. SPECIAL								
FEDERAL	1,015,376	2,226,227						2,226,227
OTHER	2,615,507			(224,102)				(224,102)
TRAVEL	346,577	352,555						352,555
GENERAL	123,171							
ST. SUP. SPECIAL								
FEDERAL	65,165	352,555						352,555
OTHER	158,241							
CONTRACTUAL	2,342,744	481,755			61,219	(1,200,000)	100,000	(557,026)
GENERAL	511,121				61,219		100,000	161,219
ST. SUP. SPECIAL								
FEDERAL	252,354	481,755						481,755
OTHER	1,579,269					(1,200,000)		(1,200,000)
COMMODITIES	218,551	145,326						145,326
GENERAL	112,228							
ST. SUP. SPECIAL								
FEDERAL	50,660	145,326						145,326
OTHER	55,663							
CAPTITAL-OTE								
GENERAL								
ST. SUP. SPECIAL								
FEDERAL								
OTHER								
EQUIPMENT	103,692	123,989						123,989
GENERAL	65,682							
ST. SUP. SPECIAL								
FEDERAL	11,261	123,989						123,989
OTHER	26,749							
VEHICLES	54,563	20,437						20,437
GENERAL	25,000							
ST. SUP. SPECIAL								
FEDERAL	17,063	20,437						20,437
OTHER	12,500							
WIRELESS DEV	300							
GENERAL	300							
ST. SUP. SPECIAL								
FEDERAL								
OTHER								
SUBSIDIES	554,489							
GENERAL	554,489							
ST. SUP. SPECIAL								
FEDERAL								
OTHER								
TOTAL	11,558,781	3,350,289			61,219	(1,200,000)	100,000	2,311,508

FUNDING

GENERAL FUNDS	5,698,973			224,102	61,219		100,000	385,321
ST. SUP. SPCL FUNDS								
FEDERAL FUNDS	1,411,879	3,350,289						3,350,289
OTHER SP. FUNDS	4,447,929			(224,102)		(1,200,000)		(1,424,102)
TOTAL	11,558,781	3,350,289			61,219	(1,200,000)	100,000	2,311,508

POSITIONS

GENERAL FTE	63.45			3.34				3.34
ST. SUP. SPCL. FTE								
FEDERAL FTE	41.09							
OTHER SP. FTE	34.90			(3.34)				(3.34)
TOTAL	139.44							

PRIORITY LEVEL :

				1	1	1	1	
--	--	--	--	---	---	---	---	--

PROGRAM DECISION UNITS

I

EXPENDITURES	FY 2021 Total Request							
SALARIES	10,164,092							
GENERAL	4,531,084							
ST. SUP. SPECIAL								
FEDERAL	3,241,603							
OTHER	2,391,405							
TRAVEL	699,132							
GENERAL	123,171							
ST. SUP. SPECIAL								
FEDERAL	417,720							
OTHER	158,241							
CONTRACTUAL	1,785,718							
GENERAL	672,340							
ST. SUP. SPECIAL								
FEDERAL	734,109							
OTHER	379,269							
COMMODITIES	363,877							
GENERAL	112,228							
ST. SUP. SPECIAL								
FEDERAL	195,986							
OTHER	55,663							
CAPTITAL-OTE								
GENERAL								
ST. SUP. SPECIAL								
FEDERAL								
OTHER								
EQUIPMENT	227,681							
GENERAL	65,682							
ST. SUP. SPECIAL								
FEDERAL	135,250							
OTHER	26,749							
VEHICLES	75,000							
GENERAL	25,000							
ST. SUP. SPECIAL								
FEDERAL	37,500							
OTHER	12,500							
WIRELESS DEV	300							
GENERAL	300							
ST. SUP. SPECIAL								
FEDERAL								
OTHER								
SUBSIDIES	554,489							
GENERAL	554,489							
ST. SUP. SPECIAL								
FEDERAL								
OTHER								
TOTAL	13,870,289							

FUNDING

GENERAL FUNDS	6,084,294							
ST. SUP. SPCL FUNDS								
FEDERAL FUNDS	4,762,168							
OTHER SP. FUNDS	3,023,827							
TOTAL	13,870,289							

POSITIONS

GENERAL FTE	66.79							
ST. SUP. SPCL. FTE								
FEDERAL FTE	41.09							
OTHER SP. FTE	31.56							
TOTAL	139.44							

PRIORITY LEVEL :

--	--	--	--	--	--	--	--	--

PROGRAM DECISION UNITS

Attorney General

8 - Crime Victims Compensation

Name of Agency	Program Name							
	A	B	C	D	E	F	G	H
EXPENDITURES	FY 2020 Appropriated	Escalations By DFA	Non-Recurring Items	Cost Continuation	New Attorney General Case	Crime Victim Compensation	Total Funding Change	FY 2021 Total Request
SALARIES	565,028	164,547					164,547	729,575
GENERAL	528,271			27,487			27,487	555,758
ST. SUP. SPECIAL								
FEDERAL		164,547					164,547	164,547
OTHER	36,757			(27,487)			(27,487)	9,270
TRAVEL	8,730	50,438					50,438	59,168
GENERAL	8,730							8,730
ST. SUP. SPECIAL								
FEDERAL		50,438					50,438	50,438
OTHER								
CONTRACTUAL	96,016	23,290			7,509		30,799	126,815
GENERAL	96,016				7,509		7,509	103,525
ST. SUP. SPECIAL								
FEDERAL		23,290					23,290	23,290
OTHER								
COMMODITIES	7,188	21,926					21,926	29,114
GENERAL	7,188							7,188
ST. SUP. SPECIAL								
FEDERAL		21,926					21,926	21,926
OTHER								
CAPTITAL-OTE								
GENERAL								
ST. SUP. SPECIAL								
FEDERAL								
OTHER								
EQUIPMENT	3,664	2,200					2,200	5,864
GENERAL	3,664							3,664
ST. SUP. SPECIAL								
FEDERAL		2,200					2,200	2,200
OTHER								
VEHICLES								
GENERAL								
ST. SUP. SPECIAL								
FEDERAL								
OTHER								
WIRELESS DEV								
GENERAL								
ST. SUP. SPECIAL								
FEDERAL								
OTHER								
SUBSIDIES	881,370					1,019,962	1,019,962	1,901,332
GENERAL	881,370					1,019,962	1,019,962	1,901,332
ST. SUP. SPECIAL								
FEDERAL								
OTHER								
TOTAL	1,561,996	262,401			7,509	1,019,962	1,289,872	2,851,868
FUNDING								
GENERAL FUNDS	1,525,239			27,487	7,509	1,019,962	1,054,958	2,580,197
ST. SUP. SPCL FUNDS								
FEDERAL FUNDS		262,401					262,401	262,401
OTHER SP. FUNDS	36,757			(27,487)			(27,487)	9,270
TOTAL	1,561,996	262,401			7,509	1,019,962	1,289,872	2,851,868
POSITIONS								
GENERAL FTE	8.78			0.46			0.46	9.24
ST. SUP. SPCL. FTE								
FEDERAL FTE	1.84	1.00					1.00	2.84
OTHER SP. FTE	0.62			(0.46)			(0.46)	0.16
TOTAL	11.24	1.00					1.00	12.24
PRIORITY LEVEL :								
				1	1	1		

PROGRAM DECISION UNITS

EXPENDITURES							
SALARIES							
GENERAL							
ST. SUP. SPECIAL							
FEDERAL							
OTHER							
TRAVEL							
GENERAL							
ST. SUP. SPECIAL							
FEDERAL							
OTHER							
CONTRACTUAL							
GENERAL							
ST. SUP. SPECIAL							
FEDERAL							
OTHER							
COMMODITIES							
GENERAL							
ST. SUP. SPECIAL							
FEDERAL							
OTHER							
CAPTITAL-OTE							
GENERAL							
ST. SUP. SPECIAL							
FEDERAL							
OTHER							
EQUIPMENT							
GENERAL							
ST. SUP. SPECIAL							
FEDERAL							
OTHER							
VEHICLES							
GENERAL							
ST. SUP. SPECIAL							
FEDERAL							
OTHER							
WIRELESS DEV							
GENERAL							
ST. SUP. SPECIAL							
FEDERAL							
OTHER							
SUBSIDIES							
GENERAL							
ST. SUP. SPECIAL							
FEDERAL							
OTHER							
TOTAL							

FUNDING

GENERAL FUNDS							
ST. SUP. SPCL FUNDS							
FEDERAL FUNDS							
OTHER SP. FUNDS							
TOTAL							

POSITIONS

GENERAL FTE							
ST. SUP. SPCL. FTE							
FEDERAL FTE							
OTHER SP. FTE							
TOTAL							

PRIORITY LEVEL :

--	--	--	--	--	--	--	--

PROGRAM NARRATIVE

Program Data Collected in Accordance with the Mississippi Performance Budget and Strategic Planning Act of 1994
(To Accompany Form MBR-1-03)

Attorney General

1 - Supportive Services

Name of Agency

Program Name

I. Program Description:

The Supportive Services Program provides administrative and technical support in the areas of management (planning, organizing and staffing), finance, personnel, accounting, budgeting, grant management and reporting, information systems, purchasing, payroll, internal auditing, maintenance of law library, management of all legal contracts, and administration of the Law Enforcement Officers and Fire Fighters Disability Benefits Trust Fund. The Law Enforcement Officers and Fire Fighters Disability Benefits Trust Fund was created in Section 45-2-21, Miss. Code Ann. (1972), to provide supplemental compensation not covered by worker's compensation in the form of disability benefits to any actively employed law enforcement officer or volunteer fire fighter or reserve/auxiliary law enforcement officer or volunteer fire fighter who is accidentally or intentionally injured in the line of duty as a direct result of a single incident. The statute mandates that a set amount of fees collected for certain violations, misdemeanors, and felonies be deposited to the Law Enforcement Officers and Fire Fighters Disability Benefits Trust fund and administered by the Attorney General. However, Senate Bill 2362 passed during the 2016 Regular Session of the Legislature redirected these fees into the General Fund requiring a direct appropriation.

II. Program Objective:

The objective of the Supportive Services Program is to provide the necessary administrative support for the Office of the Attorney General to perform its mandated functions as the Chief Legal Officer of the State of Mississippi. The goal of Supportive Services is to provide the necessary support as cost efficiently, timely, and equitably as possible.

III. Current program activities as supported by the funding in Columns 6-15 (FY 2020 & FY 2021 Increase/Decrease for continuations) of MBR-1-03 and designated Budget Unit Decisions columns of MBR-1-03-A:**(D) Cost Continuation:**

Cost Continuation funding is requested to ensure administrative and technical support in the areas of management (planning, organizing and staffing), finance, personnel, accounting, budgeting, grant management and reporting, information systems, purchasing, payroll, internal auditing, maintenance of law library, management of all legal contracts, and administration of the Law Enforcement Officers and Fire Fighters Disability Benefits Trust Fund.

\$43,254 is being requested in general funds to replace the portion of salaries being paid out of limited special funds in FY 2020.

Current Program Activities:

Prepare annual legislative, information system, and personal services budgets and maintain financial data to account for budget and actual expenditures by program

Prepare Generally Accepted Accounting Principles (GAAP) Packets and related information for inclusion in the Comprehensive Annual Financial Report

Maintain systems and methods to capture performance measurement data to comply with the "Mississippi Performance Budget and Strategic Planning Act of 1994"

Manage and administer grants as necessary; fulfill all reporting requirements for grants

Provide taxpayers access to public information through maintenance of the Office Website

Allow state and local entities, officials, and their attorneys access to Opinion Database

Plan, develop, implement, and support computer systems, including both hardware and software residing on a Local/Wide Area Network

Process purchase orders, payment vouchers, invoices, cash receipts, travel vouchers, SPAHRS regular payroll, SPAHRS contractual payroll, and SPAHRS travel payroll

PROGRAM NARRATIVE

Program Data Collected in Accordance with the Mississippi Performance Budget and Strategic Planning Act of 1994
(To Accompany Form MBR-1-03)

Administer the Law Enforcement Officers and Fire Fighters Disability Benefits Trust Fund

(E) New Attorney General Case Management System:

\$11,816 is being requested in general funds for Supportive Services' share of the new Attorney General case management system.

PROGRAM NARRATIVE

Program Data Collected in Accordance with the Mississippi Performance Budget and Strategic Planning Act of 1994
(To Accompany Form MBR-1-03)

Attorney General

2 - Training

Name of Agency

Program Name

I. Program Description:

The Training Program is charged with the responsibility of providing training for Mississippi Prosecutors. The Program was statutorily created, Section 37-26-1, Miss. Code Ann. (1972), to provide Continuing Legal Education and technical assistance to state, county, and municipal prosecutors. Further, as statutorily dictated in Section 43-21-117, all youth court prosecutors and county prosecuting attorneys who serve as youth court prosecutors shall be required to receive juvenile justice training approved by the Mississippi Attorney General's Office and regular annual continuing education in the field of juvenile justice. The statute mandates that a set amount of fees collected for certain violations, misdemeanors, and felonies be deposited to the State Prosecutor Education Fund and administered by the Attorney General. However, Senate Bill 2362 passed during the 2016 Regular Session of the Legislature redirected these fees into the General Fund requiring a direct appropriation.

The Program also provides technical assistance for District Attorneys, county prosecuting attorneys, and municipal prosecuting attorneys as provided by Section 37-26-1, Miss. Code Ann. (1972) by training investigators, victim assistance coordinators, worthless check unit personnel, and others who provide technical support for District Attorneys, county prosecuting attorneys, and municipal prosecuting attorneys. The Program serves as a tool for liaison for the prosecutors and the Mississippi Legislature, as well as various State, Federal, and local criminal justice agencies and groups.

II. Program Objective:

The primary objective of the Training Program is to enhance criminal justice services to the citizens of the State of Mississippi by providing critical, applicable, and timely continuing legal education for State, county, and municipal prosecuting attorneys.

III. Current program activities as supported by the funding in Columns 6-15 (FY 2020 & FY 2021 Increase/Decrease for continuations) of MBR-1-03 and designated Budget Unit Decisions columns of MBR-1-03-A:

(D) Cost Continuation:

Cost Continuation funding is requested to ensure the enhancement of criminal justice services to the citizens of the State of Mississippi by providing critical, applicable, and timely continuing legal education for State, county, and municipal prosecuting attorneys and training for law enforcement.

\$9,170 is being requested in general funds to replace the portion of salaries being paid out of limited special funds in FY 2020.

State Prosecutor Education - Provides training programs to enhance criminal justice services to citizens of the State of Mississippi by providing critical, applicable, and timely continuing legal education for State, county and municipal prosecuting attorneys.

Motorcycle Officer Training Program [Section 45-6-21, Miss. Code Ann. (1972)] - Provides training programs that are administered and approved by the Mississippi Law Enforcement Officers Association. The funding is used to provide training to state and local law enforcement officers, including, but not limited to, motorcycle officers training.

Without this funding, prosecutors and law enforcement officers will not receive the level of education and training necessary to assist them in the performance of their duties.

Current Program Activities:

Provide Continuing Legal Education to prosecutors through program sponsored workshops, seminars, and conferences

Provide training for criminal investigators, victim assistance coordinators, and worthless check unit personnel

Provide training to non-prosecutor lawyers

Additional in-service training of criminal investigators which will meet Department of Public Safety, Board of Law Enforcement Standards and Training requirements for investigators who will serve as Certified Law Enforcement Officers

PROGRAM NARRATIVE

Program Data Collected in Accordance with the Mississippi Performance Budget and Strategic Planning Act of 1994
(To Accompany Form MBR-1-03)

as approved by the 2007 Mississippi Legislature

Provide Continuing Legal Education to prosecutors through training sponsored by the National District Attorneys' Association

Implement and train end users on the statewide Case Management System for District Attorneys' offices

(E) New Attorney General Case Management System:

\$2,505 is being requested in general funds for Training's share of the new Attorney General case management system.

(F) Decrease in Special Funds for Implementation of DA Pilot Project in FY 2020:

The new District Attorney case management pilot project will be implemented in FY 2020 using special funds at a cost of \$305,000. As a result of the implementation of this pilot project in FY 2020, \$305,000 is being reduced from special funds for FY 2021.

(G) Completion of District Attorney Case Management System:

\$371,000 is being requested in general funds to complete the District Attorney Case Management System for the remaining districts. The cost is projected to be \$195,000 for the case management system and \$176,000 in annual maintenance.

PROGRAM NARRATIVE

Program Data Collected in Accordance with the Mississippi Performance Budget and Strategic Planning Act of 1994
(To Accompany Form MBR-1-03)

Attorney General

3 - Litigation

Name of Agency

Program Name

I. Program Description:

The Attorney General as stated in Section 7-5-1, Miss. Code Ann. (1972), "...shall be the chief legal officer and advisor for the state, both civil and criminal, and is charged with managing all litigation on behalf of the state...."

Civil litigation provides trial and appellate legal representation to the State, State agencies and boards, and State officials and employees sued in their official and individual capacities. Civil actions are as varied as discrimination, personal injury, voting rights, contracts, Section 1983 prisoner litigation, civil rights, and administrative appeals in all state and federal courts.

Criminal litigation represents the State in all direct criminal appeals, post-conviction review, federal habeas corpus, and other criminal proceedings in the Supreme Court of Mississippi, the Fifth Circuit Court of Appeals, the United States District Courts for Mississippi and on certiorari to the Supreme Court of the United States. In Mississippi, the convicted defendant in a criminal case has an automatic statutory right of appeal to the Mississippi Supreme Court from a circuit court judgment. A brief is filed on each of these appeals by the Criminal Litigation Division of the Attorney General's Office on behalf of the State. Oral arguments are held at the request of the Court. (See Miss. Code Ann. 1972, Section 99-35-1.) State appeals are limited by statute and in practice are handled by the District Attorneys. Death penalty appeals are handled by a sub-division of the Criminal Litigation Division handling the direct appeals, state post-conviction review, and all federal habeas corpus litigation. All extraditions matters are also handled by this division. The Habeas Division represents the respondents in all non-death penalty federal habeas corpus cases pursuant to 28 U.S.C. §2254 and 28 U.S.C. §2241 in the United States District Courts for Mississippi and other districts as ordered, as well as the Fifth Circuit Court of Appeals and on certiorari to the United States Supreme Court.

The Litigation Program does not solicit its cases and has little control regarding the number of cases which staff must handle.

II. Program Objective:

The objective of the Litigation Program is to manage all litigation on behalf of the State in a timely and professional manner and to maintain a docket of such cases.

III. Current program activities as supported by the funding in Columns 6-15 (FY 2020 & FY 2021 Increase/Decrease for continuations) of MBR-1-03 and designated Budget Unit Decisions columns of MBR-1-03-A:

(D) Cost Continuation:

Cost Continuation funding is requested to ensure adequate staffing to manage all litigation on behalf of the State in a timely and professional manner.

\$168,865 is being requested in general funds to replace the portion of salaries being paid out of limited special funds in FY 2020.

Current Program Activities:

- Handle complex litigation
- Prepare and file briefs
- Provide information to public officials and taxpayers
- Represent State Agencies in hearings, trials, and appeals
- Assist the Opinions Division on litigation matters when requested
- Serve as Hearing Officers for boards and commissions

(E) New Attorney General Case Management System:

PROGRAM NARRATIVE

Program Data Collected in Accordance with the Mississippi Performance Budget and Strategic Planning Act of 1994
(To Accompany Form MBR-1-03)

\$46,130 is being requested in general funds for Litigation's share of the new Attorney General case management system.

PROGRAM NARRATIVE

Program Data Collected in Accordance with the Mississippi Performance Budget and Strategic Planning Act of 1994
(To Accompany Form MBR-1-03)

Attorney General

4 - Opinions

Name of Agency

Program Name

I. Program Description:

In accordance with Section 7-5-25, Miss. Code Ann. (1972), the Attorney General shall give his opinion, without fee, to any state or local public official. The Opinions Program researches, prepares, and distributes formal written opinions in response to questions of law from all state and local entities, officials, and their attorneys. This section also reviews and approves or disapproves all Interlocal Agreements; fulfills the Statutory Advisor responsibilities including the review and monitoring of the publication of the Mississippi Code and its annual supplements; provides technical and legal assistance and training to local government officials who generate the vast majority of opinion requests; and provides litigation support and expertise on cases as directed by the Attorney General including Voting Rights, separation of powers, and other constitutional cases.

II. Program Objective:

The objective of the Opinions Program is to respond to all requests for Official Attorney General Opinions in a timely manner, to respond to requests for assistance by telephone, and to conduct lectures and training seminars for local government attorneys and officials throughout the State. The Statutory Advisor, working with the Joint Legislative Committee for Code Revision and its staff attorneys, must review and monitor the publication of the Mississippi Code and its annual supplements, and review, recommend revision, and prepare summaries of proposed constitutional initiatives within the designated time frame. Interlocal Agreements must be reviewed within the statutory time limit. Litigation support and expertise in various important areas of the law must be provided in a timely and effective manner.

III. Current program activities as supported by the funding in Columns 6-15 (FY 2020 & FY 2021 Increase/Decrease for continuations) of MBR-1-03 and designated Budget Unit Decisions columns of MBR-1-03-A:

(D) Cost Continuation:

Cost Continuation funding is requested to ensure adequate staffing to respond to all requests for Official Attorney General Opinions in a timely manner, to respond to requests for assistance by telephone, and to conduct lectures and training seminars for local government attorneys and officials throughout the State.

\$47,101 is being requested in general funds to replace the portion of salaries being paid out of limited special funds in FY 2020.

Current Program Activities:

Receive, research, and answer official requests for Attorney General Opinions

Publish monthly the Attorney General's Opinion Outline and upload onto Internet Website; maintain searchable internet opinions database

Provide technical assistance by telephone and e-mail to state, county, and local officials

Conduct seminars and training programs for state and local government officials

Review and respond to all proposed Interlocal Agreements within the statutory time limit; publish approved Agreements on website

Provide timely and effective litigation support and legal expertise as directed by the Attorney General

Provide legal advice and representation in court for state agencies and boards

Serve as Hearing Officers for various state agencies

(E) New Attorney General Case Management System:

\$12,867 is being requested in general funds for Opinions' share of the new Attorney General case management system.

PROGRAM NARRATIVE

Program Data Collected in Accordance with the Mississippi Performance Budget and Strategic Planning Act of 1994
(To Accompany Form MBR-1-03)

PROGRAM NARRATIVE

Program Data Collected in Accordance with the Mississippi Performance Budget and Strategic Planning Act of 1994
(To Accompany Form MBR-1-03)

Attorney General

5 - State Agency Contracts

Name of Agency

Program Name

I. Program Description:

In accordance with Section 7-5-1, et seq., Miss. Code Ann. (1972), and case law explaining the constitutional powers of the Attorney General of Mississippi under Section 173 of the Mississippi Constitution, the Office of the Attorney General is responsible for representing the State, its officials, and the state agencies carrying out the powers of the executive branch of government. The primary responsibility for the State Agency Contracts Program is for each attorney assigned to the Program to handle the day-to-day legal representation of state agencies. Prior to FY 2017 the Legislature had required the Attorney General to charge legal service fees to the various state agencies the Office represents. To accomplish this task, the Attorney General's Office had developed two (2) types of contracts from which state agencies could choose to pay for legal services. The first was a contract which charged a flat rate of \$65.00 per hour. This rate, while inadequate to cover actual costs incurred, had not been increased due to the State's budgetary constraints in an effort not to overburden financially stressed state agencies. The second was a contract in which the agency paid for a specific attorney for full-time representation. Agencies needing a large amount of legal assistance were better served by the contract for a full-time attorney position while most small agencies chose the hourly service contract. However, due to the passage of Senate Bill 2362 during the 2016 Regular Session of the Legislature, "no state agency shall charge another state agency a fee, assessment, rent or other charge for services or resources received..." As a general fund agency the Office of the Attorney General is to provide these services without compensation.

The Attorney General's Office has established a time keeping system for each attorney to record their time spent working for a specific agency. A detailed report and summary report of the attorney daily timesheets are sent to the agency for review and approval with the invoice for services.

II. Program Objective:

The objective of the State Agency Contracts Program is for the Attorney General and his assistants to render such services deemed necessary to assist in advising and in representing the State and its entities as appropriate. The State Agency Contracts Program ensures an agency that specialization is provided and continuity of services is maintained.

III. Current program activities as supported by the funding in Columns 6-15 (FY 2020 & FY 2021 Increase/Decrease for continuations) of MBR-1-03 and designated Budget Unit Decisions columns of MBR-1-03-A:**(D) Cost Continuation:**

Cost Continuation funding is requested to ensure legal representation for all state agencies, boards, and commissions.

\$467,809 is being requested in general funds to replace the portion of salaries being paid out of limited special funds in FY 2020.

Current Program Activities:

Represent State Agencies and Boards with day-to-day legal advice

Review contracts and other legal documents

Assist with personnel matters of a legal nature

Represent or provide assistance to the Litigation Division in representing the agency or board when necessary

Provide assistance to the Opinions Division upon request

(E) New Attorney General Case Management System:

\$127,794 is being requested in general funds for State Agency Contract's share of the new Attorney General case management system.

PROGRAM NARRATIVE

Program Data Collected in Accordance with the Mississippi Performance Budget and Strategic Planning Act of 1994
(To Accompany Form MBR-1-03)

Attorney General

6 - Insurance Integrity Enforcement

Name of Agency

Program Name

I. Program Description:

The Insurance Integrity Enforcement Bureau was created during the 1998 Regular Session of the Legislature in House Bill 428. As stated in Section 7-5-301, et seq., Miss. Code Ann. (1972), of the enabling legislation, "The duty of the bureau is to investigate and prosecute claims of insurance abuses and crimes involving insurance." Fifty percent (50%) of the Bureau's funding was received from the Workers' Compensation Commission's Administrative Expense Fund and was to be used primarily for the investigation and prosecution of workers' compensation fraud. The remaining fifty percent (50%) was funded through the State General Fund and was to be used primarily for the investigation and prosecution of insurance fraud other than workers' compensation fraud. However, due to the passage of Senate Bill 2362 during the 2016 Regular Session of the Legislature, Insurance Integrity Enforcement is now funded with 100% general funds.

II. Program Objective:

The objective of the Insurance Integrity Enforcement Bureau is to investigate and prosecute claims of insurance abuses and crimes involving insurance.

III. Current program activities as supported by the funding in Columns 6-15 (FY 2020 & FY 2021 Increase/Decrease for continuations) of MBR-1-03 and designated Budget Unit Decisions columns of MBR-1-03-A:

(D) Cost Continuation:

Cost Continuation funding is requested to provide adequate staff to investigate and prosecute claims of insurance abuses and crimes involving insurance.

\$18,893 is being requested in general funds to replace the portion of salaries being paid out of limited special funds in FY 2020.

Current Program Activities:

Receive and evaluate complaints and allegations regarding insurance fraud

Investigate allegations of suspected criminal acts of insurance fraud and Workers' Compensation fraud committed by citizens, insurance agents, insurance companies and businesses to determine if enough evidence is available to bring case to trial

Assist district attorneys with investigations and prosecution of cases, and conduct prosecution

Make available industry related training and educational contacts to create and improve insurance fraud control measures and enforcement efforts

Maintain collaborative alliances with private industries and law enforcement agencies on the federal, state and local levels to sustain efforts to detect, deter and prevent insurance fraud

(E) New Attorney General Case Management System:

\$5,160 is being requested in general funds for Insurance Integrity Enforcement's share of the new Attorney General case management system.

PROGRAM NARRATIVE

Program Data Collected in Accordance with the Mississippi Performance Budget and Strategic Planning Act of 1994
(To Accompany Form MBR-1-03)

Attorney General

7 - Other Mandated Programs

Name of Agency

Program Name

I. Program Description:

The Attorney General's Other Mandated Programs consists of the Medicaid Fraud Control Unit, the Public Integrity Division, the Consumer Protection Division, the Alcohol and Tobacco Enforcement Division, and the Bureau of Victim Assistance comprised of the Domestic Violence Division and the Youth Services Division. These programs are fully comprehensive law enforcement units staffed by criminal investigators, auditors, and prosecuting attorneys who serve in combating the corrupt, deceptive, and illegal practices of unscrupulous medical providers, public officials, drug traffickers, and business enterprises.

The Medicaid Fraud Control Unit, established by Section 43-13-219, Miss. Code Ann. (1972), is responsible for the statewide investigation and prosecution of fraud committed by Medicaid providers. This Unit is also responsible for the investigation of abuse, neglect, and financial exploitation perpetrated upon vulnerable persons who are residents or patients in health care facilities. Funding for this program is received from a federal grant which reimburses 75% of the operating expenses. The Unit is re-certified annually by the Office of the Inspector General, Health and Human Services.

The Public Integrity Division is charged with the responsibility of conducting official investigations in accordance with Section 7-5-59, Miss. Code Ann. (1972), which details white collar crime and official corruption and assisting district attorneys and local law enforcement officials in the performance of their duties; and with the responsibility of impaneling a statewide grand jury to investigate and charge large-scale drug offenders in accordance with Section 13-7-1, et seq., Miss. Code Ann. (1972). This Unit receives complaints and allegations from a variety of sources: state and local officials who have discovered such conduct in the performance of their routine responsibilities; calls and letters from citizens throughout the State who have observed actions that are believed to be improper; and referral of cases from local law enforcement officials and prosecutors which could better be handled by this Unit. The Public Integrity Division is comprised of both attorneys and investigators who work closely together to ensure that cases are efficiently prosecuted and also work with the Mississippi Bureau of Narcotics and other state and local law enforcement entities in identifying and dismantling large drug organizations through both criminal prosecution and civil forfeiture actions. The Public Integrity Division serves as the enforcement arm of the Mississippi Charitable Solicitations Act which requires charities to properly register with the Secretary of State's Office. The Vulnerable Persons Investigative Unit, Child Support Prosecution Unit, and DUI Unit are also a part of the Public Integrity Division. The Vulnerable Persons Unit was created as a part of the Vulnerable Persons Act [Section 43-47-1, et seq., Miss. Code Ann. (1972)] to prosecute those accused of crimes against vulnerable persons and provide training to law enforcement, judges, district attorneys, state agencies and investigators at the Department of Human Services. The unit receives complaints from the Department of Human Services and other law enforcement agencies as well as complaints from other concerned individuals. [Section 43-47-5, et seq., Miss. Code Ann. (1972)] The Child Support Prosecution Unit investigates and criminally prosecutes deadbeat parents for failure to pay court ordered child support in compliance with Sections 43-19-61 and 97-5-3, Miss. Code Ann. (1972). The DUI Unit funded by a federal sub-grant received from the Department of Public Safety provides a Traffic Safety Resources Prosecutor serving as a prosecutor, resource, and a liaison, while also providing technical legal assistance and training to prosecutors, law enforcement officers, court clerks, and judges.

The Cybercrime Division investigates and prosecutes high technology crimes in compliance with Section 7-5-59, Miss. Code Ann. (1972) to provide a safe electronic environment in Mississippi for the communication of information, ideas and commercial transactions and to protect children from online predators. The Division also provides technical assistance to state, local, and federal law enforcement officials in the investigation of electronic crimes as well as the seizure of computers and other digital evidence. The Attorney General's Cybercrime Division receives federal funds to establish and operate an Internet Crimes Against Children (ICAC) Task Force. The ICAC Task Force is the umbrella agency for the State of Mississippi for enforcement, investigation, and prosecution of Internet Crimes Against Children. The Task Force is the central training facility for ICAC investigative standards, forensic analysis, and prosecution and provides on-site and in-the-field technical assistance for agencies involved in ICAC cases. The Task Force provides leadership for proactive and reactive investigations and extends outreach into law enforcement, the community, and educational system for prevention and intervention of internet or technological exploitation of children.

The Consumer Protection Division was created in 1974 by Section 75-24-1, et seq., Miss. Code Ann. (1972), as amended. The Consumer Protection Act of 1994 amended and strengthened this Section. Consumer Protection handles a wide range of complaints from citizens located throughout the State of Mississippi. These complaints include, but are not limited to, lottery and sweepstakes scams, new and used car sales, and telemarketing fraud. Consumer Protection fields thousands of calls and emails each year. The Division is also charged with the investigation and prosecution of identity theft, home

PROGRAM NARRATIVE

Program Data Collected in Accordance with the Mississippi Performance Budget and Strategic Planning Act of 1994
(To Accompany Form MBR-1-03)

repair fraud, and intellectual property crimes, as well as the issuance of Identity Theft Passports [Section 97-45-29, Miss. Code Ann. (1972)]. The Division promotes consumer education through participation in civic group functions, student lectures, law enforcement seminars, and other types of presentations throughout the State, as well as publishes and distributes public education brochures. Mediation of business complaints and investigation of deceptive business practices constitute a large part of the Division's activities. To carry out its mission, Consumer Protection is also authorized to exercise various types of enforcement activities, including subpoenas, cease and desist orders, assurances of voluntary compliance, injunctions, criminal prosecutions, and collection of civil penalties.

The Bureau of Victim Assistance, Domestic Violence Division [Section 93-21-31, Miss. Code Ann. (1972)], provides training for law enforcement, judges, private attorneys, prosecutors, court personnel, advocates, social workers, students and medical personnel in the areas of domestic violence, dating violence, stalking, strangulation sexual assault, domestic abuse protection orders, report writing and courtroom testimony, opioids, and related matters including human trafficking, victims' rights, opioids as well as officer-involved shootings and de-escalation tactics for special populations. The Domestic Violence Division works with other divisions within the Attorney General's Office to accomplish training goals. The Division produces educational and training guides to support its efforts. The Division staff assists local prosecutors when requested in the prosecution of domestic violence offenders, and also works in conjunction with other public entities and non-profit organizations for the promotion of domestic violence prevention. The Division also administers the Mississippi Protection Order Registry [Section 93-21-25, Miss. Code Ann. (1972)] and trains court clerks, dispatch and law enforcement on usage of the Registry and the Mississippi Uniform Offense Report. By serving as a resource to all those who come into contact with domestic violence, strangulation, stalking, sexual assault and human trafficking victims, the Division brings the full weight of the State of Mississippi to combat these crimes, and to achieve the joint goals of holding offenders accountable and ensuring that our victims remain safe from further violence. The Division also provides training to law enforcement officers regarding officer-involved shootings and has developed the "Safe with Dignity: Crisis Intervention through De-escalation for Police Encounters with the Mentally Ill and Special Needs Populations (SaDi CID)" Project. Training under this project began in August 2016. Additionally, the Division conducts the Encourage Sexual Assault ARREST Project providing training to law enforcement officers on the investigation and prosecution of sex crimes. The Encourage Sexual Assault ARREST Project continues the "Rape Kit Testing Initiative" which seeks to have all rape kits collected sent to the lab for testing and all results entered into CODIS, the FBI's database, regardless of whether there is a prosecution of the crime. The Division is responsible for issues and projects dealing with human trafficking and plays a key role in training and legislation development; and, is working closely with government and non-government entities to develop a statewide plan for addressing human trafficking. The Division is also working with other government and non-governmental entities to address the opioid and heroin crisis in Mississippi. Finally, during FY2019, the Division took the lead in developing a mental health task force which brings together more than 50 government and non-government agencies and organizations to address ways to improve the state's mental health system and effectively address the mental health crisis in Mississippi. Other projects in the early stages of development by the Division include initiatives (1) to address e-cigarette/vaping/juuling by youth, (2) to improve internet safety, screening and monitoring of school-issued computers, (3) to create child-friendly apps for the topics of depression, bullying, and suicide. The Youth Services Division collaborates with other state agencies and nonprofit organizations to work to improve the juvenile justice and child welfare systems to facilitate efforts to reduce juvenile delinquency, truancy, drop-out rates, cyberbullying, exploitation of children, child abuse, and child neglect through training and technical assistance.

The Alcohol & Tobacco Enforcement Division ensures compliance with state laws that prohibit the sale of tobacco products and alcohol to minors. The FDA Unit which is also a part of the Alcohol & Tobacco Enforcement Division is funded through the Food and Drug Administration and ensures compliance with federal laws that prohibit the sale of tobacco to minors.

II. Program Objective:

The overall objective of the Attorney General's Other Mandated Programs is to investigate and prosecute all illegal activities relating to Medicaid fraud, elder abuse/neglect/exploitation, drug trafficking, misconduct of public officials and business enterprises, identity theft, cyber crime, child support, and tobacco and alcohol sale to minors. In addition, assistance is provided to United States Attorneys, district attorneys, and federal and local law enforcement agencies in the performance of their duties. Other Mandated Programs addresses juvenile prevention, intervention, and juvenile justice alternatives. The Program is also involved in the war on drugs by utilizing the State's asset forfeiture statutes and providing prosecutors and law enforcement officers with pre-arrest asset investigative assessments and post-arrest legal, prosecutorial assistance, and training in DUI investigation and prosecution.

III. Current program activities as supported by the funding in Columns 6-15 (FY 2020 & FY 2021 Increase/Decrease for continuations) of MBR-1-03 and designated Budget Unit Decisions columns of MBR-1-03-A:

PROGRAM NARRATIVE

Program Data Collected in Accordance with the Mississippi Performance Budget and Strategic Planning Act of 1994
(To Accompany Form MBR-1-03)

(D) Cost Continuation:

The general fund appropriation is being requested in order to meet the match requirements for the Attorney General's federal grant programs. This funding is essential for drawing down federal resources so that this office can continue to operate programs that investigate and prosecute fraud against Medicaid providers, and protect our most vulnerable citizens from abuse, neglect, and exploitation.

Cost Continuation funding is requested to ensure that we retain adequate staff to investigate and prosecute all illegal activities relating to Medicaid fraud, elder abuse/neglect/exploitation; drug and human trafficking, internet crimes and crimes against children, child support, tobacco and alcohol sale to minors, identity theft, counterfeit goods, misconduct of public officials and business enterprises and provide assistance to United States Attorneys, district attorneys, and federal and local law enforcement agencies in the performance of their duties.

\$224,102 is being requested in general funds to replace the portion of salaries being paid out of limited special funds in FY 2020.

Cybercrime and Internet Crimes Against Children - Investigates and prosecutes crimes involving the receipt, production and possession of child pornography and computer luring; Initiates proactive investigations to protect children from the dangers of those who would use the internet to harm them; Investigates and prosecutes high technology crimes including exploitation of children, cyberstalking, cyberbullying, online enticement, denial of service, Ransomware, fraudulent commercial transactions, identity theft scams, credit card number theft, and other fraudulent internet schemes; Performs forensic examinations on computers, tablets, cellular devices, and other external media and optical disks.

Vulnerable Persons Investigation and Prosecution - Investigates and prosecutes crimes of abuse, neglect or exploitation committed against vulnerable persons where a vulnerable person is defined as a person who is unable to take care of the activities of daily living or is unable to provide for his or her own protection due to a mental, emotional, or physical developmental disability or dysfunction, or brain damage or the infirmities of aging; Assists in the training of law enforcement officers, judges, district attorneys, state agencies and investigators with the Department of Human Services with regard to issues arising under the Vulnerable Persons Act.

Child Support Prosecution - Investigates and prosecutes cases against individuals who willfully, unlawfully, feloniously and knowingly refuse to provide for the support and maintenance of their natural children in direct violation and contradiction of state law.

Children's Advocacy Centers - Administers support to the Children's Advocacy Centers of Mississippi for the purpose of training forensic interviewers in child abuse and child sexual abuse cases, training law enforcement officers and prosecutors about child abuse cases, and expanding the number of Children's Advocacy Centers to underserved areas.

Domestic Violence - Provides training for law enforcement officers on state laws pertaining to appropriate law enforcement response to the crimes of domestic violence, stalking, sexual assault, and protection order violations.

This funding is critical to ensure that these programs remain solvent for the continued protection of our most vulnerable citizens.

Current Program Activities:**Medicaid Fraud Control Unit**

Conduct a statewide program for the investigation and prosecution of health care providers who defraud the Medicaid program

Review complaints of abuse and neglect against patients in health care facilities and complaints of the theft of patients' private funds in these facilities

Provide educational presentations to social workers, health care providers, law enforcement officers, and court personnel; these presentations provide the essential elements and updates for the Vulnerable Persons Act and Medicaid Fraud as well as the mandated reporting procedures

Cybercrime Division

PROGRAM NARRATIVE

Program Data Collected in Accordance with the Mississippi Performance Budget and Strategic Planning Act of 1994
(To Accompany Form MBR-1-03)

Investigate online child exploitation, cyberbullying, cyberstalking complaints, online enticement, denial of service and Ransomware attacks

Provide support to federal, state and local law enforcement with technology facilitated crimes

Perform forensic examinations on all forms of digital evidence

Manage the only cellular device forensics lab in the state for advanced extractions such as J-Tag and Chip-Off

Train federal, state and local law enforcement on pro-active investigative techniques

Provide internet safety presentations to administrators, professionals, civic organizations, kids, and adults

Support the 22 District Attorney Offices throughout the state with expert testimony, witness and trial preparation, case law, and supporting documentation

Support the Mississippi Internet Crimes Against Children Task Force and the 70+ affiliate agencies throughout the state

Manage the CyberTip Line with the National Center for Missing and Exploited Children Train School Resource officers on case law, latest trends, spoofing investigations, and apps kids are using online

Prosecute cases that fall under the purview of Cybercrime

Case intakes for review by investigators for computer facilitated crimes

Public Integrity Division

Receive and evaluate complaints and allegations regarding white collar crime, corruption of public officials, vulnerable person abuse, and child support

Perform forensic examinations on computers, cellular devices, floppy disks, other external media and optical disks

Provide training to students, adults, law enforcement, and other professionals on Internet Safety

Investigate allegations to determine if enough evidence is available to bring cases to trial

Assist district attorneys in prosecution of cases or conduct prosecution when necessary; provide technical assistance to local law enforcement entities and district attorneys

Evaluate and investigate further formal requests for assistance from state and local law enforcement agencies

Request impanelment of the State Grand Jury to evaluate charges and evidence for indictments; prepare and present evidence gathered to the State Grand Jury and draft resulting indictments; prosecute current cases based on indictments handed down by State Grand Jury

Dismantle large scale drug operations

Assist local prosecutors and District Attorneys in prosecution of DUI cases

Provide training to law enforcement officers, prosecutors, court clerks, and judges on DUI matters

Consumer Protection Division

Process consumer telephone calls requesting information and assistance; counsel and provide assistance to consumers

Investigate cases of possible consumer fraud; prosecute or assist local prosecutors with consumer fraud cases

Investigate cases of possible Identity Theft; prosecute or assist prosecutors with Identity Theft cases

PROGRAM NARRATIVE

Program Data Collected in Accordance with the Mississippi Performance Budget and Strategic Planning Act of 1994
(To Accompany Form MBR-1-03)

Investigate cases of possible Home Repair Fraud; prosecute or assist prosecutors with Home Repair Fraud cases

Investigate cases of possible Price Gouging; prosecute or assist prosecutors with Price Gouging cases

Investigate cases of possible Intellectual Property crimes; prosecute or assist prosecutors with Intellectual Property cases

Provide information and education about preventing consumer fraud

Alcohol & Tobacco Enforcement Division

Conduct investigations into the sale of tobacco and alcohol to minors

Conduct retailer training to educate and train owners and employees in proper identification of underage youth and state law as it pertains to the sale of alcohol and tobacco products

Conduct advertising and labeling inspections to ensure compliance with federal law

Bureau of Victim Assistance, Domestic Violence Division

Provide training for law enforcement officers on state laws pertaining to appropriate law enforcement response to the crimes of domestic violence, stalking, sexual assault, protection order violations, and human trafficking

Provide training to law enforcement officers on report writing and courtroom testimony

Provide training to law enforcement on legislative changes

Provide training to law enforcement on sexual misconduct and sexual harassment

Develop/implement/provide instruction for the following Law Enforcement Academy courses: Basic Domestic Violence Course, the Certified Investigators Course on Domestic Violence, Sex Crimes and Human Trafficking and the Law Enforcement Refresher Course on Domestic Violence

Provide training for lawyers on civil domestic abuse protection orders

Conduct continuing education classes for prosecutors on human trafficking

Provide training for the judiciary and court clerks in conjunction with the Mississippi Judicial College

Provide administrative oversight and maintenance of the MS Uniform Domestic Violence Offense Reporting System and the MS Protection Order Registry

Provide all necessary training and technical assistance for accessing/using/submitted data to the MS Uniform Domestic Violence Offense Reporting System and the MS Protection Order Registry

Coordinate with the MS Department of Public Safety for NCIC compatibility and validation of Domestic Abuse Protection Orders which are maintained in both the MS Protection Order Registry and NCIC

Provide prosecution assistance in domestic violence, stalking, sexual assault, human trafficking cases as needed

Provide victim assistance and referral services for victims of domestic violence, sexual assault, stalking, human trafficking and other related criminal offenses

Monitor existing laws pertaining to domestic violence, sex crimes, human trafficking, stalking, strangulation and related crimes; proposed new legislation pertaining to domestic violence, forgery, human trafficking, and related crimes.

Promote education and awareness of healthy relationships and dating violence through cooperation with schools and other partners

PROGRAM NARRATIVE

Program Data Collected in Accordance with the Mississippi Performance Budget and Strategic Planning Act of 1994
(To Accompany Form MBR-1-03)

Provide training for Sexual Assault Nurse Examiners (SANE) pertaining to collection of the forensic examination (rape kit), trial preparation and courtroom testimony

Coordinate Human Trafficking Efforts and assist with investigation/prosecution of human trafficking cases as needed

Serve as the centralized resource for Human Trafficking matters

Continued implementation of the Encourage Sexual Assault ARREST Project pursuant to a grant received from the Department of Justice which included the testing of 175 rape kits being held by law enforcement agencies

Participate in the development/implementation of programs/training/laws pertaining to Opioids and Heroin abuse

Establish the Mental Health Task Force and coordinate/facilitate meetings; served on the legislative subcommittee of the Mental Health Task Force and drafted, proposed and assisted in shepherding to passage amendments of the civil mental health and drug/alcohol commitment laws

Co-sponsored training for law enforcement on violence against women which was provided by the International Association of Chiefs of Police

Served on the MS Department of Health Violent Death Statistics Advisory Board.

Bureau of Victim Assistance, Youth Services Division

Collaborate with other state agencies and nonprofit organizations addressing safety and well-being issues affecting children and families in Mississippi

Continued facilitation of the Annie E. Casey Juvenile Detention Alternatives Initiative (JDAI) serving as state coordinator

Serve on the Mississippi Juvenile Justice Advisory Committee (JJAC) to the Governor, commonly known as the State commonly known as the State Advisory Group (SAG). The Juvenile Justice Advisory Committee (JJAC) is a state advisory group appointed by the Governor to advise all parts of the State of Mississippi on issues relating to juvenile justice

Participate in the implementation and facilitation of the Healthy Choices for Teens Program

Served as a member of the Parent Representation Task Force which was established in 2012 as a collaborative Court Improvement Program effort with the Mississippi Attorney General's Office, the Judiciary, the Mississippi Department of Child Protection Services, Casey Family Programs, the Kellogg Foundation, the University of Mississippi Law School, Mississippi College School of Law Mission First Legal Aid Office, the American Bar Association, Mississippi Center for Legal Services, the Office of State Public Defender and the Mississippi Judicial College. The focus is to provide attorneys to represent indigent parents at the beginning of cases in which abuse and neglect allegations could result in termination of parental rights.

Participated in the launch of the Mississippi Family First Initiative in July of 2018 and currently serves on the Initiative's State-Level Advisory Council, the State-Level Steering Committee as well as subcommittees of the Council. The Family First Initiative aims to prevent the unnecessary removal of children from their families and placement of children in foster care. The goal is to promote the safety of Mississippi's children and the stability and self-sufficiency of Mississippi's families by uniting community-based service providers and resources available through multiple sectors to better provide and coordinate wrap-around services.

Participated in the development and implementation of the Child Advocacy Studies (CAST) program with the Department of Family and Children's Services and Children's Advocacy Centers of Mississippi. CAST is a nationally recognized curriculum to train students in colleges, universities, community colleges, law schools, medical schools and seminaries how to effectively address child abuse and neglect in real world applications through Multidisciplinary Team coordination.

Served on the planning committee for the development of the Child Advocacy Training Institute which will include a mock house and mock courtroom, as well as other tools, to provide students and those currently working as social workers, law enforcement officers, and other professionals an enhanced experiential learning opportunity.

PROGRAM NARRATIVE

Program Data Collected in Accordance with the Mississippi Performance Budget and Strategic Planning Act of 1994
(To Accompany Form MBR-1-03)

Provide resource materials to equip parents, teachers and administrators with the tools needed to protect children in communities and schools as well. The website also has other publications that are valuable to the protection of children and adults.

Developed the Mississippi Students Against Violence App (MS SAV App) in collaboration with the Jason Foundation. The SAV app enables youth to take a stand against violence in their school or community with helpful information on bullying, teen dating violence, domestic violence, school violence, self-harm/suicide, depression/anxiety, youth drug abuse, electronic cigarettes and underage drinking. The SAV App connects youth to local, state and national resources.

Other work of the Youth Services Division includes MS College School of Law, Child Advocacy Program Advisory Board, MS KIDS COUNT Program Advisory Board, Commission on Children's Justice, Child Death Review Board, MDH State Level Case Review Team, Southern Christian Services for Children and Youth, Inc. Lookin' to the Future Conference Committee, Mississippians Advocating Against Underage Drinking (MAAUD) Task Force, National Alliance on Mental Illness (NAMI), Hinds Behavioral Health Crisis Intervention Advisory Board, Hinds Behavioral Health Assisted Outpatient Treatment Advisory Board, Jim Casey Mississippi Youth Opportunity Initiative Community Partnership Board, Juvenile Justice Symposium Planning Committee, Executive Steering Council for NFusion, Trauma Conference Planning Committee, One Loud Voice Conference Planning Committee, Teen Pregnancy Task Force.

(E) New Attorney General Case Management System:

\$61,219 is being requested in general funds for Other Mandated Program's share of the new Attorney General case management system.

(F) Decrease in Special Funds for Implementation of Domestic Violence and Protective Order System in FY 2020:

The new Domestic Violence Uniform Reporting System and Protective Order Registry will be implemented in FY 2020 using special funds at a cost of \$1,200,000. As a result of the implementation of this project in FY 2020, \$1,200,000 is being reduced from special funds for FY 2021.

(G) Domestic Violence Uniform Reporting System and Protective Order Registry Maintenance Costs:

\$100,000 in general funds is being requested to cover the maintenance costs for the Domestic Violence Uniform Reporting System and Protective Order Registry.

PROGRAM NARRATIVE

Program Data Collected in Accordance with the Mississippi Performance Budget and Strategic Planning Act of 1994
(To Accompany Form MBR-1-03)

Attorney General

8 - Crime Victims Compensation

Name of Agency

Program Name

I. Program Description:

The Crime Victims Compensation Division provides financial assistance and support services to victims of violent crime and their family members as mandated in the MS Crime Victims Compensation Act [Section 99-41-1 et seq., Miss. Code Ann. (1972)]. Compensation is awarded for medical care, rehabilitation, counseling services for the victim and the victim's family member(s), funeral expenses, loss of wages, loss of tuition, loss of support for dependents of deceased victims, crime scene clean-up, court related travel, execution travel, domestic violence temporary housing assistance, domestic violence relocation assistance, and repair/replacement. The overall maximum allowable for awards payable is twenty thousand dollars (\$20,000), with limits applied to each benefit type. Also, the Crime Victim Compensation Division reimburses medical providers authorized payments for costs of sexual assault medical forensic examinations. Additionally, the Crime Victim Compensation Division provides ongoing training to victim service providers, law enforcement agencies, medical and mental health providers and others across the state who provide information, support and care to victims. The Victim Assistance Program was established with a federal grant in FY 2000 to provide enhanced direct services to crime victims. The program serves as a single point of contact for crime victims and the public-at-large in the State of Mississippi providing information, referral, advocacy and support to persons who contact the program.

The Address Confidentiality Program (ACP), mandated by Section 99-47-1, Miss. Code Ann. (1972), became effective July 1, 2009. Persons enrolled in the ACP may request that state/local government agencies use a substitute address designated by the Attorney General's Office. The ACP can help a relocated victim of domestic violence, sexual assault and stalking in their attempt to keep their new address confidential.

II. Program Objective:

The objective of the Crime Victims Compensation Division is to relieve the hardships of crime victims and assist in their recovery whenever possible by providing compensation, direct services, advocacy, and public awareness and education to victims, their family members, law enforcement, court officials, and the public-at-large.

III. Current program activities as supported by the funding in Columns 6-15 (FY 2020 & FY 2021 Increase/Decrease for continuations) of MBR-1-03 and designated Budget Unit Decisions columns of MBR-1-03-A:**(B) Escalations:**

Escalate one (1) Branch Director II position and associated costs. This position and costs are escalated for the Federally Funded Department of Health Victim Assistance Award to fully staff the program in compliance with the federal grant awards.

(D) Cost Continuation:

Cost Continuation funding is requested to ensure adequate staff to relieve the hardships of crime victims and assist in their recovery whenever possible by providing compensation, direct services, advocacy, and public awareness and education to victims, their family members, law enforcement, court officials, and the public-at-large.

\$27,487 is being requested in general funds to replace the portion of salaries being paid out of limited special funds in FY 2020.

Current Program Activities:

Provide financial assistance and support services to victims of violent crime and their family members

Reimburse medical providers authorized payments for costs of sexual assault medical forensic examinations

Provide advocacy outreach programs, such as, ongoing law enforcement trainings, resource materials development and distribution

Serve as the single point of contact for crime victims and public-at-large in the State of Mississippi through the Victim Assistance Program

PROGRAM NARRATIVE

Program Data Collected in Accordance with the Mississippi Performance Budget and Strategic Planning Act of 1994
(To Accompany Form MBR-1-03)

Administer the Address Confidentiality Program

Provide information, referral, advocacy, and support to persons who contact the Victim Assistance Program

(E) New Attorney General Case Management System:

\$7,509 is being requested in general funds for Crime Victim Compensation's share of the new Attorney General case management system.

(F) Crime Victim Compensation Cost Continuation:

\$1,019,962 is being requested in general funds to ensure that the Crime Victim Compensation program is able to process payments to victims of crime. Compensation is awarded for medical care, rehabilitation, counseling services for the victim and victim's family member(s), funeral expenses, sexual assault medical forensic examinations, loss of wages for the victim or claimant, and loss of support for dependents of deceased victims. The program also provides payments for crime scene clean-up, court related travel, and domestic violence temporary housing assistance.

PROGRAM PERFORMANCE MEASURES

Program Data Collected in Accordance with the Mississippi Performance Budget and Strategic Planning Act of 1994

Attorney General (070-00)

1 - Supportive Services

Name of Agency

PROGRAM NAME

PROGRAM OUTPUTS: (This is the measure of the process necessary to carry on the goals and objectives of this program. This is the volume produced, i.e., how many people served, how many documents generated.)

	FY 2019 APPRO	FY 2019 ACTUAL	FY 2020 ESTIMATED	FY 2021 PROJECTED
1 Number of Invoices Generated (Invoices generated is based on number of State Agency Contracts. This number will decrease due to the passage of Senate Bill 2362 during the 2016 Regular Session of the Legislature.)	70.00	76.00	70.00	70.00
2 Number of Cash Receipts	450.00	615.00	630.00	630.00
3 Number of Equipment Items Inventoried	1,900.00	1,926.00	1,950.00	1,950.00

PROGRAM EFFICIENCIES: (This is the measure of the cost, unit cost or productivity associated with a given outcome or output. This measure indicates linkage between services and funding, i.e., cost per investigation, cost per student or number of days to complete investigation.)

	FY 2019 APPRO	FY 2019 ACTUAL	FY 2020 ESTIMATED	FY 2021 PROJECTED
1 Cost of Support Services as Percentage of Budget (%) 2011-2012 Baseline: 5.10%	6.00	6.16	6.00	6.00

PROGRAM OUTCOMES: (This is the measure of the quality or effectiveness of the services provided by this program. This measure provides an assessment of the actual impact or public benefit of your agency's actions. This is the results produced, i.e., increased customer satisfaction by x% within a 12-month period, reduce the number of traffic fatalities due to drunk drivers within a 12-month period.

	FY 2019 APPRO	FY 2019 ACTUAL	FY 2020 ESTIMATED	FY 2021 PROJECTED
1 DFA error exception slips per month (items)	10.00	9.00	10.00	10.00

PROGRAM PERFORMANCE MEASURES

Program Data Collected in Accordance with the Mississippi Performance Budget and Strategic Planning Act of 1994

Attorney General (070-00)

2 - Training

Name of Agency

PROGRAM NAME

PROGRAM OUTPUTS: (This is the measure of the process necessary to carry on the goals and objectives of this program. This is the volume produced, i.e., how many people served, how many documents generated.)

	FY 2019 APPRO	FY 2019 ACTUAL	FY 2020 ESTIMATED	FY 2021 PROJECTED
1 Prosecutors Training Conferences Conducted	7.00	9.00	7.00	7.00
2 Prosecutors Trained	750.00	580.00	750.00	750.00
3 Investigators, Victim Assistance Coordinators, and Worthless Check Unit Personnel Trained	255.00	109.00	255.00	200.00
4 CLE Hours Available to Prosecutors	56.00	46.00	56.00	56.00

PROGRAM EFFICIENCIES: (This is the measure of the cost, unit cost or productivity associated with a given outcome or output. This measure indicates linkage between services and funding, i.e., cost per investigation, cost per student or number of days to complete investigation.)

	FY 2019 APPRO	FY 2019 ACTUAL	FY 2020 ESTIMATED	FY 2021 PROJECTED
1 Annual Fall Conference (Cost per participant per day) (Note: Estimated and projected numbers are based on historical information. However, due to the passage of SB 2362 and conversion of the Office of the Attorney General to a general fund agency, we are in the early stages of assessing necessary program cuts; therefore, these numbers are subject to change based on funds availability.)	300.00	130.38	300.00	300.00
2 Annual Spring Conference (Cost per participant per day) (Note: Estimated and projected numbers are based on historical information. However, due to the passage of SB 2362 and conversion of the Office of the Attorney General to a general fund agency, we are in the early stages of assessing necessary program cuts; therefore, these numbers are subject to change based on funds availability.)	400.00	128.03	400.00	400.00
3 Conference for District Attorneys & Assistants (Cost per participant per day) (Note: Estimated and projected numbers are based on historical information. However, due to the passage of SB 2362 and conversion of the Office of the Attorney General to a general fund agency, we are in the early stages of assessing necessary program cuts; therefore, these numbers are subject to change based on funds availability.)	600.00	156.26	600.00	775.00
4 Conference for Youth Court Prosecutors (Cost per participant per day) (Note: Estimated and projected numbers are based on historical information. However, due to the passage of SB 2362 and conversion of the Office of the Attorney General to a general fund agency, we are in the early stages of assessing necessary program cuts; therefore, these numbers are subject to change based on funds availability.)	450.00	306.31	450.00	450.00
5 Mississippi Municipal League Conference (Cost per participant per day) (Note: Estimated and projected numbers are based on historical information. However, due to the passage of SB 2362 and conversion of the Office of the Attorney General to a general fund agency, we are in the early stages of assessing necessary program cuts; therefore, these numbers are subject to change based on funds availability.)	325.00	301.18	325.00	325.00

PROGRAM PERFORMANCE MEASURES

Program Data Collected in Accordance with the Mississippi Performance Budget and Strategic Planning Act of 1994

Attorney General (070-00)

2 - Training

Name of Agency

PROGRAM NAME

PROGRAM OUTCOMES: (This is the measure of the quality or effectiveness of the services provided by this program. This measure provides an assessment of the actual impact or public benefit of your agency's actions. This is the results produced, i.e., increased customer satisfaction by x% within a 12-month period, reduce the number of traffic fatalities due to drunk drivers within a 12-month period.

	FY 2019 APPRO	FY 2019 ACTUAL	FY 2020 ESTIMATED	FY 2021 PROJECTED
1 Ratings of Continuing Legal Education Training Presentation by Participants	95.00	98.00	95.00	95.00
2 Ratings of CRIMES System Training Presentation by Participants	90.00	0.00	90.00	90.00

PROGRAM PERFORMANCE MEASURES

Program Data Collected in Accordance with the Mississippi Performance Budget and Strategic Planning Act of 1994

Attorney General (070-00)

3 - Litigation

Name of Agency

PROGRAM NAME

PROGRAM OUTPUTS: (This is the measure of the process necessary to carry on the goals and objectives of this program. This is the volume produced, i.e., how many people served, how many documents generated.)

	FY 2019 APPRO	FY 2019 ACTUAL	FY 2020 ESTIMATED	FY 2021 PROJECTED
1 Criminal Appeals Received	370.00	379.00	370.00	380.00
2 Criminal Appeals Filed	345.00	368.00	345.00	350.00
3 Miscellaneous Responses (These are criminal matters that are docketed on the Miscellaneous Docket of the Supreme Court, in which this Office is required to respond. They primarily include proceedings filed by prisoners collaterally attacking their convictions or sentences.)	50.00	51.00	50.00	50.00
4 Oral Arguments - Criminal	25.00	22.00	25.00	25.00
5 Certiorari Petitions Filed (Certiorari petitions are filed in the MS Supreme Court by the defendant or the State asking the Court to exercise its power of discretionary review over the decision of the Court of Appeals.)	8.00	10.00	12.00	12.00
6 Extraditions - Processed	110.00	82.00	90.00	90.00
7 Extraditions - Appeals	2.00	0.00	0.00	0.00
8 Extraditions - Hearings	2.00	0.00	0.00	0.00
9 Death Penalty Appeals - Briefs, Responses & Motions (The numbers in this section are for death penalty cases on direct appeal before the MS Supreme Court; on State post-conviction review before the MS Supreme Court, the State trial courts, and the United States Supreme Court; and federal habeas corpus review before the United States District Courts for Mississippi, the United States Court of Appeals for the Fifth Circuit, and the United States Supreme Court. There are currently 87 active death penalty cases in various stages of litigation in the state and federal courts.)	80.00	96.00	95.00	95.00
10 Death Penalty Appeals - Arguments and Hearings (The numbers in this section are for death penalty cases on direct appeal before the MS Supreme Court; on State post-conviction review before the MS Supreme Court, the State trial courts, and the United States Supreme Court; and federal habeas corpus review before the United States District Courts for Mississippi, the United States Court of Appeals for the Fifth Circuit, and the United States Supreme Court. There are currently 87 active death penalty cases in various stages of litigation in the state and federal courts.)	15.00	14.00	15.00	15.00
11 Federal Habeas Corpus - Briefs, Responses & Motions (The numbers in this section are for non-death penalty habeas corpus cases before the United States Supreme Court, the United States Court of Appeals for the Fifth Circuit, and the United States District Courts for Mississippi.)	175.00	240.00	175.00	175.00
12 Federal Habeas Corpus - Arguments and Hearings (The numbers in this section are for non-death penalty habeas corpus cases before the United States Supreme Court, the United States Court of Appeals for the Fifth Circuit, and the United States District Courts for Mississippi.)	3.00	4.00	3.00	3.00
13 Civil Cases Opened	90.00	94.00	90.00	90.00
14 Civil Cases Closed	75.00	96.00	75.00	75.00
15 Section 1983 Prisoner Cases - Federal Actions (42 U.S.C. Section 1983 allows prisoners to sue an official who is acting under State law for deprivation of civil rights.)	150.00	134.00	130.00	130.00

PROGRAM PERFORMANCE MEASURES

Program Data Collected in Accordance with the Mississippi Performance Budget and Strategic Planning Act of 1994

Attorney General (070-00)

3 - Litigation

Name of Agency

PROGRAM NAME

PROGRAM EFFICIENCIES: (This is the measure of the cost, unit cost or productivity associated with a given outcome or output. This measure indicates linkage between services and funding, i.e., cost per investigation, cost per student or number of days to complete investigation.)

	FY 2019 APPRO	FY 2019 ACTUAL	FY 2020 ESTIMATED	FY 2021 PROJECTED
1 Average Caseload per Attorney - Criminal (Criminal "caseload" includes appeal briefs filed, miscellaneous responses filed, certiorari responses or petitions filed, oral arguments, and extradition hearings and appeals but not extraditions processed.) (Based on 11.5 attorneys)	65.00	56.00	55.00	55.00
2 Average Caseload per Attorney - Death Penalty Briefs (Based on 3 attorneys)	20.00	24.00	22.00	22.00
3 Average Caseload per Attorney - Habeas Corpus Briefs (Based on 3 attorneys in FY 2019 and 4 attorneys in FY 2020 and FY 2021)	53.00	50.00	50.00	50.00
4 Average Caseload per Attorney - Civil (Based on 10 attorneys)	33.00	37.00	35.00	35.00
5 Average Caseload per Attorney - Section 1983 (Based on 1 attorney)	83.00	91.00	90.00	90.00

PROGRAM OUTCOMES: (This is the measure of the quality or effectiveness of the services provided by this program. This measure provides an assessment of the actual impact or public benefit of your agency's actions. This is the results produced, i.e., increased customer satisfaction by x% within a 12-month period, reduce the number of traffic fatalities due to drunk drivers within a 12-month period.)

	FY 2019 APPRO	FY 2019 ACTUAL	FY 2020 ESTIMATED	FY 2021 PROJECTED
1 Minimum Affirmations of Criminal Convictions (%) 2011-2012 Baseline: 90.00%	85.00	92.00	85.00	85.00
2 Minimum Affirmations of Death Penalty Appeals (%) 2011-2012 Baseline: 83.33%	65.00	67.00	65.00	65.00
3 Minimum Denial of Relief in Federal Habeas Corpus (%) 2011-2012 Baseline: 86.96%	92.00	100.00	92.00	92.00
4 Minimum Positive Results of Civil Cases (%) 2011-2012 Baseline: 96.00%	80.00	99.00	80.00	80.00
5 Percentage Change of Affirmations of Criminal Convictions Attained (%)	0.00	1.00	0.00	0.00
6 Percentage Change of Death Penalty Review Cases Affirmed (%)	5.00	3.00	5.00	5.00
7 Percentage of Change of Appeals for Relief in Federal Habeas Corpus Cases Denied (%)	2.00	0.00	2.00	2.00
8 Percentage Change of Positive Results from Civil Cases (%)	5.00	0.00	5.00	5.00

PROGRAM PERFORMANCE MEASURES

Program Data Collected in Accordance with the Mississippi Performance Budget and Strategic Planning Act of 1994

Attorney General (070-00)

4 - Opinions

Name of Agency

PROGRAM NAME

PROGRAM OUTPUTS: (This is the measure of the process necessary to carry on the goals and objectives of this program. This is the volume produced, i.e., how many people served, how many documents generated.)

	FY 2019 APPRO	FY 2019 ACTUAL	FY 2020 ESTIMATED	FY 2021 PROJECTED
1 Number of Opinions Written (Opinions are generated in response to written requests from agencies and offices; therefore, this Office has little control over the number of requests received or opinions issued.)	450.00	437.00	450.00	450.00
2 Number of Hours of General Advice by Phone and Email	6,000.00	7,073.00	6,000.00	6,000.00
3 Number of Hours of Seminars or Programs Provided	350.00	417.00	350.00	350.00

PROGRAM EFFICIENCIES: (This is the measure of the cost, unit cost or productivity associated with a given outcome or output. This measure indicates linkage between services and funding, i.e., cost per investigation, cost per student or number of days to complete investigation.)

	FY 2019 APPRO	FY 2019 ACTUAL	FY 2020 ESTIMATED	FY 2021 PROJECTED
1 Average Opinions per Attorney (Based on an average staff of 7 attorneys)	64.00	62.00	64.00	64.00

PROGRAM OUTCOMES: (This is the measure of the quality or effectiveness of the services provided by this program. This measure provides an assessment of the actual impact or public benefit of your agency's actions. This is the results produced, i.e., increased customer satisfaction by x% within a 12-month period, reduce the number of traffic fatalities due to drunk drivers within a 12-month period.)

	FY 2019 APPRO	FY 2019 ACTUAL	FY 2020 ESTIMATED	FY 2021 PROJECTED
1 Assigned to Attorneys in 3 Days or Less (%) 2011-2012 Baseline: 100.00%	100.00	100.00	100.00	100.00
2 Opinions Completed in 30 Days or Less (%) 2011-2012 Baseline: 76.00%	75.00	95.00	75.00	75.00
3 Percentage Change of Opinion Requests Assigned to Attorneys Within 3 Days or Less (%)	0.00	0.00	0.00	0.00
4 Percentage Change of Opinion Requests Completed Within 30 Days or Less (%)	5.00	5.00	5.00	5.00

PROGRAM PERFORMANCE MEASURES

Program Data Collected in Accordance with the Mississippi Performance Budget and Strategic Planning Act of 1994

Attorney General (070-00)

5 - State Agency Contracts

Name of Agency

PROGRAM NAME

PROGRAM OUTPUTS: (This is the measure of the process necessary to carry on the goals and objectives of this program. This is the volume produced, i.e., how many people served, how many documents generated.)

	FY 2019 APPRO	FY 2019 ACTUAL	FY 2020 ESTIMATED	FY 2021 PROJECTED
1 Number of State Agencies Represented	80.00	76.00	80.00	80.00
2 Number of Contract Attorneys	78.00	81.00	80.00	80.00

PROGRAM EFFICIENCIES: (This is the measure of the cost, unit cost or productivity associated with a given outcome or output. This measure indicates linkage between services and funding, i.e., cost per investigation, cost per student or number of days to complete investigation.)

	FY 2019 APPRO	FY 2019 ACTUAL	FY 2020 ESTIMATED	FY 2021 PROJECTED
1 Estimated Cost Savings to State Agencies	20,000,000.00	21,067,730.07	20,000,000.00	20,000,000.00

PROGRAM OUTCOMES: (This is the measure of the quality or effectiveness of the services provided by this program. This measure provides an assessment of the actual impact or public benefit of your agency's actions. This is the results produced, i.e., increased customer satisfaction by x% within a 12-month period, reduce the number of traffic fatalities due to drunk drivers within a 12-month period.)

	FY 2019 APPRO	FY 2019 ACTUAL	FY 2020 ESTIMATED	FY 2021 PROJECTED
1 Good & Excellent Ratings for Legal Services (%) 2011-2012 Baseline: 94.00%	85.00	95.00	85.00	85.00
2 Percentage Change of Good/Excellent Ratings for Legal Services (%)	5.00	0.02	5.00	5.00

PROGRAM PERFORMANCE MEASURES

Program Data Collected in Accordance with the Mississippi Performance Budget and Strategic Planning Act of 1994

Attorney General (070-00)

6 - Insurance Integrity Enforcement

Name of Agency

PROGRAM NAME

PROGRAM OUTPUTS: (This is the measure of the process necessary to carry on the goals and objectives of this program. This is the volume produced, i.e., how many people served, how many documents generated.)

	FY 2019 APPRO	FY 2019 ACTUAL	FY 2020 ESTIMATED	FY 2021 PROJECTED
1 Total Number of Complaints Received by the Insurance Integrity Enforcement Bureau (Because of the nature of the program, it is difficult, if not impossible, to objectively estimate or project the number of anticipated referrals/complaints to the Unit. These estimated and projected numbers are based on the anticipated increase in the number of complaints as the general public becomes more aware of the Unit, the types of matters suitable for criminal insurance fraud investigations, and also based on the anticipated growth of staff to address an increased number of these referrals.)	150.00	280.00	245.00	245.00
2 Number of Workers' Compensation Complaints Remanded (no cases opened) (The number of remanded complaints, open investigations, closed cases and percentages of cases yielding criminal charges are all directly dependent on the number and quality of the allegations/complaints referred to the Unit for investigation throughout the year. Given the typically lengthy nature of various types of criminal fraud investigations, many active open investigations and complex criminal prosecutions may necessarily carry over into an additional fiscal period(s).)	20.00	26.00	21.00	21.00
3 Number of Other Insurance Complaints Remanded (no cases opened) (The number of remanded complaints, open investigations, closed cases and percentages of cases yielding criminal charges are all directly dependent on the number and quality of the allegations/complaints referred to the Unit for investigation throughout the year. Given the typically lengthy nature of various types of criminal fraud investigations, many active open investigations and complex criminal prosecutions may necessarily carry over into an additional fiscal period(s).)	75.00	61.00	75.00	75.00
4 Number of Workers' Compensation Open Cases (The number of remanded complaints, open investigations, closed cases and percentages of cases yielding criminal charges are all directly dependent on the number and quality of the allegations/complaints referred to the Unit for investigation throughout the year. Given the typically lengthy nature of various types of criminal fraud investigations, many active open investigations and complex criminal prosecutions may necessarily carry over into an additional fiscal period(s).)	25.00	4.00	8.00	8.00
5 Number of Other Insurance Open Cases (The number of remanded complaints, open investigations, closed cases and percentages of cases yielding criminal charges are all directly dependent on the number and quality of the allegations/complaints referred to the Unit for investigation throughout the year. Given the typically lengthy nature of various types of criminal fraud investigations, many active open investigations and complex criminal prosecutions may necessarily carry over into an additional fiscal period(s).)	50.00	33.00	43.00	43.00
6 Number of Workers' Compensation Cases Closed (The number of remanded complaints, open investigations, closed cases and percentages of cases yielding criminal charges are all directly dependent on the number and quality of the allegations/complaints referred to the Unit for investigation throughout the year. Given the typically lengthy nature of various types of criminal fraud investigations, many active open investigations and complex criminal prosecutions may necessarily carry over into an additional fiscal period(s).)	36.00	13.00	26.00	26.00
7 Number of Other Insurance Cases Closed (The number of remanded complaints, open investigations, closed cases and percentages of cases yielding criminal charges are all directly dependent on the number and quality of the allegations/complaints referred to the Unit for investigation throughout the year. Given the typically lengthy nature of various types of criminal fraud investigations, many active open investigations and complex criminal prosecutions may necessarily carry over into an additional fiscal period(s).)	80.00	28.00	38.00	38.00

PROGRAM PERFORMANCE MEASURES

Program Data Collected in Accordance with the Mississippi Performance Budget and Strategic Planning Act of 1994

Attorney General (070-00)	6 - Insurance Integrity Enforcement			
Name of Agency	PROGRAM NAME			
8 Number of Workers' Compensation Fraud Charges/Indictments (% of opened cases) (The number of remanded complaints, open investigations, closed cases and percentages of cases yielding criminal charges are all directly dependent on the number and quality of the allegations/complaints referred to the Unit for investigation throughout the year. Given the typically lengthy nature of various types of criminal fraud investigations, many active open investigations and complex criminal prosecutions may necessarily carry over into an additional fiscal period(s).)	12.00	9.00	12.00	14.00
9 Number of Other Insurance Fraud Charges/Indictments (% of opened cases) (The number of remanded complaints, open investigations, closed cases and percentages of cases yielding criminal charges are all directly dependent on the number and quality of the allegations/complaints referred to the Unit for investigation throughout the year. Given the typically lengthy nature of various types of criminal fraud investigations, many active open investigations and complex criminal prosecutions may necessarily carry over into an additional fiscal period(s).)	34.00	27.00	34.00	35.00

PROGRAM EFFICIENCIES: (This is the measure of the cost, unit cost or productivity associated with a given outcome or output. This measure indicates linkage between services and funding, i.e., cost per investigation, cost per student or number of days to complete investigation.)

	FY 2019 APPRO	FY 2019 ACTUAL	FY 2020 ESTIMATED	FY 2021 PROJECTED
1 Average Caseload per Investigator (Because of the nature of the Program, it is difficult, if not impossible, to objectively measure and quantify the efficiency of criminal fraud investigations. Referrals are remanded or investigations are opened as a result of the quality of information available in the complaints, over which the Unit has no control. The caseload is determined by the number, type, quality, and complexity of the complaints/allegations referred for investigation.)	40.00	27.00	40.00	40.00

PROGRAM OUTCOMES: (This is the measure of the quality or effectiveness of the services provided by this program. This measure provides an assessment of the actual impact or public benefit of your agency's actions. This is the results produced, i.e., increased customer satisfaction by x% within a 12-month period, reduce the number of traffic fatalities due to drunk drivers within a 12-month period.)

	FY 2019 APPRO	FY 2019 ACTUAL	FY 2020 ESTIMATED	FY 2021 PROJECTED
1 Minimum Positive Results of Workers' Compensation Cases (%) 2011-2012 Baseline: 90.00%	85.00	100.00	85.00	85.00
2 Minimum Positive Results of Insurance Cases (%) 2011-2012 Baseline: 90.00%	85.00	100.00	85.00	85.00
3 Percentage Change of Positive Results of Workers' Compensation Insurance Fraud (%)	0.00	10.00	0.00	0.00
4 Percentage Change of Positive Results of Other Insurance Cases (%)	0.00	0.00	0.00	0.00

PROGRAM PERFORMANCE MEASURES

Program Data Collected in Accordance with the Mississippi Performance Budget and Strategic Planning Act of 1994

Attorney General (070-00)

7 - Other Mandated Programs

Name of Agency

PROGRAM NAME

PROGRAM OUTPUTS: (This is the measure of the process necessary to carry on the goals and objectives of this program. This is the volume produced, i.e., how many people served, how many documents generated.)

	FY 2019 APPRO	FY 2019 ACTUAL	FY 2020 ESTIMATED	FY 2021 PROJECTED
1 Number of Medicaid Abuse Complaints Received	2,275.00	2,280.00	2,275.00	2,275.00
2 Number of Medicaid Fraud Complaints Received	45.00	46.00	45.00	45.00
3 Number of Medicaid Abuse Cases Opened	525.00	456.00	525.00	525.00
4 Number of Medicaid Fraud Cases Opened	35.00	48.00	50.00	50.00
5 Number of Medicaid Abuse Charges/Indictments	65.00	37.00	65.00	65.00
6 Number of Medicaid Fraud Charges/Indictments	12.00	3.00	12.00	12.00
7 Number of Medicaid Abuse Convictions Obtained	70.00	63.00	70.00	70.00
8 Number of Medicaid Fraud Convictions Obtained	10.00	4.00	10.00	10.00
9 Medicaid Fraud Restitution, Civil Penalties and Investigative Costs Recovered	1,500,000.00	2,408,728.06	1,500,000.00	1,500,000.00
10 Number of Medicaid Abuse Training Programs Provided	55.00	46.00	55.00	55.00
11 Number of Medicaid Fraud Training Programs Provided	10.00	6.00	10.00	10.00
12 Number of Complaints Received by Public Integrity Division	1,600.00	1,408.00	1,600.00	1,600.00
13 Number of Investigations Opened by Public Integrity Division	100.00	99.00	100.00	100.00
14 Number of Complaints Resolved (No Cases Opened) by Public Integrity Division	1,500.00	1,310.00	1,500.00	1,500.00
15 Number of Complaints Received by Cyber Crime Unit	600.00	772.00	650.00	650.00
16 Number of Investigations Opened by Cyber Crime Unit	300.00	272.00	250.00	250.00
17 Number of Complaints Resolved (No Cases Opened) by Cyber Crime Unit	300.00	500.00	400.00	400.00
18 Number of Complaints Received by Vulnerable Persons Unit	3,200.00	3,150.00	3,200.00	3,200.00
19 Number of Investigations Opened by Vulnerable Persons Unit	300.00	195.00	250.00	250.00
20 Number of Complaints Resolved (No Cases Opened) by Vulnerable Persons Unit	3,000.00	2,955.00	3,000.00	3,000.00
21 Number of Complaints Received by Child Support Prosecution Unit	275.00	240.00	250.00	275.00
22 Number of Investigations Opened by Child Support Prosecution Unit	25.00	25.00	28.00	30.00
23 Number of Complaints Resolved (No Cases Opened) by Child Support Prosecution Unit	200.00	200.00	250.00	270.00
24 Number of Phone Calls Received by Consumer Protection Division	50,000.00	45,340.00	50,000.00	50,000.00
25 Number of Cases Litigated by Consumer Protection Division	70.00	138.00	70.00	70.00
26 Restitution to Consumers by Consumer Protection Division	400,000.00	4,654,580.28	400,000.00	400,000.00
27 Costs/Fees Recovered by Consumer Protection Division	300,000.00	3,231,062.27	300,000.00	300,000.00
28 Number of Law Enforcement Trained by Domestic Violence Division	2,000.00	1,361.00	1,500.00	1,500.00
29 Number of Prosecutors Trained through Domestic Violence Division	75.00	15.00	50.00	50.00
30 Number of Court Personnel Trained by Domestic Violence Division	400.00	1,108.00	600.00	600.00
31 Number of Private and Governmental (Non-Prosecutorial) Attorneys Trained by Domestic Violence Division	100.00	55.00	50.00	50.00
32 Number of Domestic Violence/Sexual Assault/Stalking Victims Assisted by Domestic Violence Division	55.00	71.00	55.00	55.00
33 Number of SANE Nurses Trained by Domestic Violence Division	70.00	89.00	70.00	70.00
34 Number of Dispatchers Trained by Domestic Violence Division	50.00	11.00	100.00	100.00
35 Multidisciplinary Trained by Domestic Violence Division (including Advocates, Community Members, Faith-Based Organizations, EMS, Social Workers, and Students)	1,000.00	2,426.00	1,000.00	1,000.00

PROGRAM PERFORMANCE MEASURES

Program Data Collected in Accordance with the Mississippi Performance Budget and Strategic Planning Act of 1994

Attorney General (070-00)	7 - Other Mandated Programs			
Name of Agency	PROGRAM NAME			
36 Number of Compliance Checks (Alcohol & Tobacco)	12,500.00	13,385.00	12,500.00	12,500.00

PROGRAM EFFICIENCIES: (This is the measure of the cost, unit cost or productivity associated with a given outcome or output. This measure indicates linkage between services and funding, i.e., cost per investigation, cost per student or number of days to complete investigation.)

	FY 2019 APPRO	FY 2019 ACTUAL	FY 2020 ESTIMATED	FY 2021 PROJECTED
1 Average Caseload per Medicaid Abuse Investigator (Because of the nature of the Program, it is difficult, if not impossible, to objectively measure and quantify the efficiency of criminal abuse investigations. These investigations are opened as a result of complaints; therefore, the Unit has no control over the nature, quality, or quantity of the allegations/complaints received, reviewed and investigated. The caseload is determined by the number of complaints received.)	65.00	65.00	65.00	65.00
2 Average Caseload per Medicaid Fraud Investigator (Because of the nature of the Program, it is difficult, if not impossible, to objectively measure and quantify the efficiency of criminal abuse investigations. These investigations are opened as a result of complaints; therefore, the Unit has no control over the nature, quality, or quantity of the allegations/complaints received, reviewed and investigated. The caseload is determined by the number of complaints received.)	12.00	12.00	12.00	12.00
3 Average Number of Days to Close a Case Not Resulting in Charges (Public Integrity Division)	90.00	77.00	70.00	70.00
4 Average Caseload per Vulnerable Persons' Investigator	50.00	32.00	40.00	40.00
5 Average Restitution to Consumers per Investigator (Consumer Protection Division) (Based on 5 Investigators)	5,000.00	930,916.06	5,000.00	5,000.00
6 Average Number of Trainings per Staff Member (Domestic Violence Division) (Based on 5 Staff)	20.00	31.00	25.00	25.00
7 Average Retail Trainings per Alcohol & Tobacco Investigator (Based on 8 Investigators)	30.00	49.88	35.00	35.00

PROGRAM OUTCOMES: (This is the measure of the quality or effectiveness of the services provided by this program. This measure provides an assessment of the actual impact or public benefit of your agency's actions. This is the results produced, i.e., increased customer satisfaction by x% within a 12-month period, reduce the number of traffic fatalities due to drunk drivers within a 12-month period.)

	FY 2019 APPRO	FY 2019 ACTUAL	FY 2020 ESTIMATED	FY 2021 PROJECTED
1 Medicaid Fraud Convictions vs Dispositions (%) 2011-2012 Baseline: 100.00%	85.00	100.00	85.00	85.00
2 Medicaid Abuse Convictions vs Dispositions (%) 2011-2012 Baseline: 95.00%	85.00	94.00	85.00	85.00
3 Minimum Defendants Convicted after Indictments (PID) (%) 2011-2012 Baseline: 96.00%	90.00	93.00	90.00	90.00
4 Response to Consumer Complaints (Days) 2011-2012 Baseline: 3.14%	6.00	3.00	6.00	6.00
5 Average Number of Days to Respond to Consumer Complaints	6.00	3.00	6.00	6.00
6 Percentage Change of Medicaid Fraud Convictions vs Dispositions (%)	5.00	5.00	5.00	5.00
7 Percentage Change of Medicaid Abuse Convictions vs Dispositions (%)	5.00	5.00	5.00	5.00

PROGRAM PERFORMANCE MEASURES

Program Data Collected in Accordance with the Mississippi Performance Budget and Strategic Planning Act of 1994

Attorney General (070-00)	7 - Other Mandated Programs			
Name of Agency	PROGRAM NAME			
8 Percentage Change of Defendants Convicted After Indictment (%)	0.00	3.33	0.00	0.00

PROGRAM PERFORMANCE MEASURES

Program Data Collected in Accordance with the Mississippi Performance Budget and Strategic Planning Act of 1994

Attorney General (070-00)

8 - Crime Victims Compensation

Name of Agency

PROGRAM NAME

PROGRAM OUTPUTS: (This is the measure of the process necessary to carry on the goals and objectives of this program. This is the volume produced, i.e., how many people served, how many documents generated.)

	FY 2019 APPRO	FY 2019 ACTUAL	FY 2020 ESTIMATED	FY 2021 PROJECTED
1 Crime Victims Compensation Claim Applications Received	1,100.00	1,101.00	1,100.00	1,100.00
2 Crime Victims Compensation Funds Awarded	3,000,000.00	2,558,063.79	3,000,000.00	3,000,000.00
3 Individuals Assisted by the Victim Assistance Program (VAP)	900.00	1,045.00	900.00	900.00
4 Requests for Victim Assistance Received by VAP	3,300.00	4,513.00	3,000.00	3,000.00
5 Crime Victims Compensation Funds - Sexual Assault Forensic Exams Paid	300,000.00	228,342.95	300,000.00	300,000.00

PROGRAM EFFICIENCIES: (This is the measure of the cost, unit cost or productivity associated with a given outcome or output. This measure indicates linkage between services and funding, i.e., cost per investigation, cost per student or number of days to complete investigation.)

	FY 2019 APPRO	FY 2019 ACTUAL	FY 2020 ESTIMATED	FY 2021 PROJECTED
1 Average Crime Victims Compensation Award	4,500.00	2,582.00	2,500.00	2,500.00
2 Average Sexual Assault Exam Payment	1,000.00	790.11	700.00	700.00

PROGRAM OUTCOMES: (This is the measure of the quality or effectiveness of the services provided by this program. This measure provides an assessment of the actual impact or public benefit of your agency's actions. This is the results produced, i.e., increased customer satisfaction by x% within a 12-month period, reduce the number of traffic fatalities due to drunk drivers within a 12-month period.)

	FY 2019 APPRO	FY 2019 ACTUAL	FY 2020 ESTIMATED	FY 2021 PROJECTED
1 Claims Processed in 12 Weeks or Less (%) 2011-2012 Baseline: 67.97%	60.00	57.26	60.00	60.00
2 Percentage Change of Claims Processed Timely (%)	0.00	0.00	0.00	0.00

PROGRAM 3% GENERAL FUND REDUCTION AND NARRATIVE EXPLANATION

Attorney General (070-00)

	Fiscal Year 2020 Funding			FY 2020 GF PERCENT REDUCED
	Total Funds	Reduced Amount	Reduced Funding Amount	

Program Name: (1) Supportive Services				
General	1,300,646	(39,019)	1,261,627	(3.00%)
State Support Special				
Federal				
Other Special	835,682		835,682	
TOTAL	2,136,328	(39,019)	2,097,309	

Narrative Explanation:

Current and requested funding levels reflect only the funding necessary to operate both efficiently and effectively. Any reduction would result in Supportive Services being unable to retain current employees; and provide the necessary administrative, accounting, purchasing, data processing, personnel, and technical support for the Attorney General's Office and to perform its statutory and mandated functions which would ultimately result in Mississippians not being served and negative legal consequences for the State.

Program Name: (2) Training				
General	596,183	(17,886)	578,297	(3.00%)
State Support Special				
Federal	36,392		36,392	
Other Special	314,170		314,170	
TOTAL	946,745	(17,886)	928,859	

Narrative Explanation:

Current and requested funding levels reflect only the funding necessary to operate both efficiently and effectively. Any reduction would result in a loss of staff and Mississippi Prosecutors not receiving the education and training necessary to update and refine their prosecutorial skills ultimately resulting in negative legal consequences for the State of Mississippi.

Program Name: (3) Litigation				
General	3,648,977	(109,469)	3,539,508	(3.00%)
State Support Special				
Federal				
Other Special	343,865		343,865	
TOTAL	3,992,842	(109,469)	3,883,373	

Narrative Explanation:

Current and requested funding levels reflect only the funding necessary to operate both efficiently and effectively. Any reduction would result in the Litigation Division not being able to retain current employees and perform its statutory and mandated functions which would ultimately result in negative legal consequences for the State of Mississippi.

Program Name: (4) Opinions				
General	1,050,781	(31,523)	1,019,258	(3.00%)
State Support Special				
Federal				
Other Special	47,101		47,101	
TOTAL	1,097,882	(31,523)	1,066,359	

Narrative Explanation:

Current and requested funding levels reflect only the funding necessary to operate both efficiently and effectively. Any reduction would result in the Opinions Division not being able to retain current employees and perform its statutory and mandated functions which would ultimately result in negative legal consequences for the State of Mississippi.

PROGRAM 3% GENERAL FUND REDUCTION AND NARRATIVE EXPLANATION

Attorney General (070-00)

	Fiscal Year 2020 Funding			FY 2020 GF PERCENT REDUCED
	Total Funds	Reduced Amount	Reduced Funding Amount	

Program Name: (5) State Agency Contracts				
General	9,412,219	(282,367)	9,129,852	(3.00%)
State Support Special				
Federal				
Other Special	517,809		517,809	
TOTAL	9,930,028	(282,367)	9,647,661	

Narrative Explanation:

Current and requested funding levels reflect only the funding necessary to operate both efficiently and effectively. Any reduction would result in a loss of staff and State Agencies not receiving legal representation necessary and ultimately result in negative legal consequences for the State of Mississippi.

Program Name: (6) Insurance Integrity Enforcement				
General	396,736	(11,901)	384,835	(3.00%)
State Support Special				
Federal				
Other Special	18,893		18,893	
TOTAL	415,629	(11,901)	403,728	

Narrative Explanation:

Current and requested funding levels reflect only the funding necessary to operate both efficiently and effectively. Any reduction would result in a loss of staff and the Insurance Integrity Enforcement Bureau not being able to perform its statutory and mandated functions which would ultimately result in negative legal consequences for the State of Mississippi.

Program Name: (7) Other Mandated Programs				
General	5,698,973	(170,971)	5,528,002	(3.00%)
State Support Special				
Federal	4,762,168		4,762,168	
Other Special	4,447,929		4,447,929	
TOTAL	14,909,070	(170,971)	14,738,099	

Narrative Explanation:

Current and requested funding levels reflect only the funding necessary to operate both efficiently and effectively. Any reduction would result in a loss of staff and the Other Mandated Program areas being unable to perform their statutory and mandated functions which would ultimately result in Mississippians not being served and in negative legal consequences for the State.

Program Name: (8) Crime Victims Compensation				
General	1,525,239	(45,757)	1,479,482	(3.00%)
State Support Special				
Federal	262,401		262,401	
Other Special	36,757		36,757	
TOTAL	1,824,397	(45,757)	1,778,640	

Narrative Explanation:

Current and requested funding levels reflect only the funding necessary to operate both efficiently and effectively. Any reduction would result in a loss of staff and the Crime Victims Compensation Division being unable to perform its statutory and mandated functions which would ultimately result in Mississippians not being served and in negative legal consequences for the State.

PROGRAM 3% GENERAL FUND REDUCTION AND NARRATIVE EXPLANATION

Attorney General (070-00)

	Fiscal Year 2020 Funding			FY 2020 GF PERCENT REDUCED
	Total Funds	Reduced Amount	Reduced Funding Amount	
Program Name: (99) Summary of All Programs				
General	23,629,754	(708,893)	22,920,861	(3.00%)
State Support Special				
Federal	5,060,961		5,060,961	
Other Special	6,562,206		6,562,206	
TOTAL	35,252,921	(708,893)	34,544,028	

MEMBERS

Attorney General (070-00)
Name of Agency

A. Explain Rate and manner in which board members are reimbursed:

B. Estimated number of meetings FY 2020:

C. Names of Members	City, Town, Residence	Appointed By	Date of Appointment	Length of Term
---------------------	-----------------------	--------------	---------------------	----------------

Identify Statutory Authority (Code Section or Executive Order Number)*

*If Executive Order, please attach copy.

**SCHEDULE B
CONTRACTUAL SERVICES**

Attorney General (070-00)

Name of Agency

MINOR OBJECT OF EXPENDITURE	(1) Actual Expenses FY Ending June 30, 2019	(2) Estimated Expenses FY Ending June 30, 2020	(3) Requested for FY Ending June 30, 2021
A. Tuition, Rewards & Awards (61050xxx-61080xxx)			
61060000 EMPLOYEE TRAINING	10,576	10,500	10,500
61070000 TRAVEL RELATED REGISTRATION	72,100	72,100	72,100
Total	82,676	82,600	82,600
B. Transportation & Utilities (61100xxx-61200xxx)			
61100000 TRANSPORTATION OF GOODS	4,013	4,015	4,015
61110000 POSTAL SERVICES	20,462	20,500	20,500
61200000 UTILITIES	2,155	1,075	
Total	26,630	25,590	24,515
D. Rents (61400xxx-61490xxx)			
61400000 BUILDING & FLOOR SPACE RENTAL	9,000	4,500	
61420000 EQUIPMENT RENTAL	139,884	139,900	139,900
61450000 CONFERENCE ROOMS, EXHIBITS AND DISPLAY RENTALS	28,851	28,875	28,875
61490000 OTHER RENTALS	7,280	7,280	7,280
Total	185,015	180,555	176,055
E. Repairs & Service (61500xxx)			
61500000 REPAIRS AND MAINTENANCE SERVICES	58,453	58,460	58,460
Total	58,453	58,460	58,460
F. Fees, Professional & Other Services (6161xxxx-61699xxx)			
61600000 INTER-AGENCY FEES	45,437	81,320	81,320
61610000 CONTRACT WORKER PAYROLL	598,398	598,400	598,400
61625000 CONTRACT WORKER PAYROLL MATCHING AMOUNTS	97,710	97,800	97,800
61670000 LEGAL AND RELATED SERVICES	123,069	198,100	198,100
61680000 MEDICAL SERVICES	53,077	53,080	53,080
61685000 ENTERTAINERS/SPEAKERS FEES	2,000	2,000	2,000
61690000 FEES AND SERVICES-PROFESSIONAL FEES	96,940	96,950	96,950
61696000 FEES AND SERVICES - EXPENSE REIMBURSEMENTS NO 1099	188,651	188,660	188,660
Total	1,205,282	1,316,310	1,316,310
G. Other Contractual Services (61700xxx-61790xxx, 61900xxx)			
61700000 INSURANCE FEES AND SERVICES	33,375	33,375	33,375
61710000 MEMBERSHIP DUES	158,745	158,745	158,745
61715000 TRADE AND TECHNICAL SUBSCRIPTIONS	8,083	8,085	8,085

**SCHEDULE B
CONTRACTUAL SERVICES**

Attorney General (070-00)

Name of Agency

MINOR OBJECT OF EXPENDITURE	(1) Actual Expenses FY Ending June 30, 2019	(2) Estimated Expenses FY Ending June 30, 2020	(3) Requested for FY Ending June 30, 2021
61725000 PATENT FEES AND EXPENSES	33,400	33,400	33,400
61760000 TRANSPORTATION OF CLIENTS / PRISONERS	2,345	2,400	2,400
Total	235,948	236,005	236,005

H. Information Technology (61800xxx-61890xxx)			
61806000 DATA LINE AND NETWORK CHARGES-OUTSIDE VENDOR	152,082	158,000	158,000
61818000 CELLULAR USAGE TIME - OUTSIDE VENDOR	76,174	78,175	78,175
61824000 SATELLITE VOICE TRANSMISSION SERVICES-OUTSIDE VENDOR	4,541	5,540	5,540
61830000 IT PROFESSIONAL FEES - OUTSIDE VENDOR	31,514	65,000	65,000
61833000 IS TRAINING AND EDUCATION - OUTSIDE VENDOR	8,170	18,000	18,000
61839000 SOFTWARE ACQ, INSTALLATION & MAINT - OUTSIDE VENDOR	208,800	2,208,500	1,455,075
61848000 MAINTENANCE & REPAIR OF IT EQUIPMENT - OUTSIDE VENDOR	21,968	35,000	35,000
61850000 PAYMENTS TO ITS	19,883	25,000	25,000
Total	523,132	2,593,215	1,839,790

I. Other (61910xxx-61990xxx)			
61900000 PROCUREMENT CARD-CONTRACTUAL PURCHASES	13,420	13,450	13,450
61910000 PETTY CASE EXPENSE - CONTRACTUAL	15,215	15,220	15,220
61960000 PRIOR YEAR EXPENSE - CONTRACTUAL	7,027	7,030	7,030
Total	35,662	35,700	35,700

Grand Total <i>(Enter on Line 1-B of Form MBR-1)</i>	2,352,798	4,528,435	3,769,435
--	------------------	------------------	------------------

Funding Summary:			
General Funds	1,844,002	1,761,767	2,507,767
State Support Special Funds			
Federal Funds	247,087	757,399	757,399
Other Special Funds	261,709	2,009,269	504,269
Total Funds	2,352,798	4,528,435	3,769,435

**SCHEDULE C
COMMODITIES**

Attorney General (070-00)

Name of Agency

MINOR OBJECT OF EXPENDITURE	(1) Actual Expenses FY Ending June 30, 2019	(2) Estimated Expenses FY Ending June 30, 2020	(3) Requested for FY Ending June 30, 2021
-----------------------------	--	---	--

B. Printing & Office Supplies & Materials (62010xxx, 62085xxx, 62100xxx, 62125xxx, 62400xxx)			
62010000 BOOKS PERIODICALS MAPS & INSTRUCTIONAL MATERIAL	86,681	96,000	96,000
62085000 OFFICE SUPPLIES AND MATERIALS	53,885	60,000	60,000
62100000 PRINTING SUPPLIES	16,160	20,000	20,000
62105000 PROMOTIONAL MATERIALS	4,071	8,000	8,000
Total	160,797	184,000	184,000

C. Equipment Repair Parts, Supplies & Acces. (6205xxxx, 62072xxx, 62110xxx, 62115xxx, 62120xxx, 62130xxx)			
62050000 FUEL	114,122	120,000	120,000
62115000 PARTS & ACCESS - OFFICE, IT, AND OTHER EQUIP	51,897	56,000	56,000
62120000 PARTS & ACCESS - VEHICLES	3,020	5,000	5,000
62130000 TIRES AND TUBES	14,772	18,000	18,000
Total	183,811	199,000	199,000

E. Other Supplies & Materials (62005xxx, 62015xxx, 62020xxx, 62035xxx, 62040xxx, 62045xxx, 62060xxx, 62065xxx, 62075xxx-62080xxx, 62090xxx, 62115xxx, 62135xxx, 62140xxx, 62405xxx, 62415xxx, 62500xxx-62999xxx)			
62005000 AMMUNITION	10,552	15,000	15,000
62040000 FOOD FOR BUSINESS MEETINGS	59,680	65,000	65,000
62060000 JANITORIAL AND CLEANING SUPPLIES	492	1,000	1,000
62065000 KITCHEN, CAFETERIA, AND DINING SUPPLIES	378	500	500
62072000 SHOP SUPPLIES	891	1,000	1,000
62135000 UNIFORMS AND APPAREL	6,052	8,000	8,000
62400000 FURNITURE AND EQUIPMENT	21,250	25,000	25,000
62415000 COMPUTERS AND COMPUTER EQUIPMENT	38,179	45,000	45,000
62900000 PROCUREMENT CARD - COMMODITY PURCHASES	4,171	5,000	5,000
62910000 PETTY CASH EXPENSES - COMMODITIES	259	500	500
62920000 REIMBURSABLE TRAVEL - COMMODITIES	155	200	200
Total	142,059	166,200	166,200

Grand Total <i>(Enter on Line 1-C of Form MBR-1)</i>	486,667	549,200	549,200
--	----------------	----------------	----------------

Funding Summary:			
General Funds	342,612	275,625	275,625
State Support Special Funds			
Federal Funds	110,220	217,912	217,912
Other Special Funds	33,835	55,663	55,663
Total Funds	486,667	549,200	549,200

**SCHEDULE D-1
CAPITAL OUTLAY
OTHER THAN EQUIPMENT**

Attorney General (070-00)
Name of Agency _____

MINOR OBJECT OF EXPENDITURE	(1) Actual Expenses FY Ending June 30, 2019	(2) Estimated Expenses FY Ending June 30, 2020	(3) Requested for FY Ending June 30, 2021
-----------------------------	--	---	--

Grand Total <i>(Enter on Line 1-D-1 of Form MBR-1)</i>			
--	--	--	--

Funding Summary:			
General Funds			
State Support Special Funds			
Federal Funds			
Other Special Funds			
Total Funds			

**SCHEDULE D-2
 CAPITAL OUTLAY EQUIPMENT**

Attorney General (070-00)

 Name of Agency

EQUIPMENT BY ITEM	Act. FY Ending June 30, 2019		Est. FY Ending June 30, 2020		Req. FY Ending June 30, 2021	
	No. of Units	Total Cost	No. of Units	Total Cost	No. of Units	Total Cost

**SCHEDULE D-2
CAPITAL OUTLAY EQUIPMENT**

Attorney General (070-00)

Name of Agency

EQUIPMENT BY ITEM	Act. FY Ending June 30, 2019		Est. FY Ending June 30, 2020		Req. FY Ending June 30, 2021	
	No. of Units	Total Cost	No. of Units	Total Cost	No. of Units	Total Cost
C. Office Machines, Furniture, Fixtures, Equip. (63200xxx)						
LX-30 Super Cross-Cut Shredder	1	2,200	1	2,200	1	2,200
File Cabinets			3	1,850	3	1,850
Total		2,200		4,050		4,050
D. IS Equipment (DP & Telecommunications) (63200xxx)						
DVD/CD Duplicator	1	558				
Digital Forensic Workstation	2	19,998	3	36,000	3	36,000
Dell Latitude 7490 Laptop	31	32,450	35	63,000	25	45,000
HP Officejet 250 Inkjet Multifunction	7	1,915	5	1,500	5	1,500
Meraki MS225-24 Ethernet switch	1	2,635	1	2,600	1	2,600
Ultimate Investigator Forensic Computer	3	32,100			4	40,271
Dell Optiplex 7060 MT	2	2,376				
Kanguru 1 to 3 24x DVD Duplicator	1	314				
Dell Optiplex 3060 Desktop Computers	20	13,545	70	63,000	20	18,000
XL60 Enhanced Storage Server	1	22,729			1	22,729
HP Laserjet Pro M404DN Printer	1	278	2	2,400	2	2,400
DVD/USB Drive Duplicator			1	1,000	1	1,000
Filer Server			3	30,000	3	30,000
Scanner			1	1,500	1	1,500
Color Laser Printer			1	1,500	1	1,500
Cisco Switch			3	30,000	3	30,000
Network Storage			2	2,800	2	2,800
SAN Storage			1	15,000	1	15,000
UPS			2	2,000	2	2,000
Projectors			2	1,600	2	1,600
Total		128,898		253,900		253,900
F. Other Equipment (63200xxx)						
Glock 45 Ameriglo 9MM	1	429	1	429	1	429
4K Camcorder	1	267	1	267	1	267
Surveillance Body Camera			3	3,900	3	3,900
Tiger Cam Video System			1	13,000	1	13,000
Total		696		17,596		17,596
Grand Total						
<i>(Enter on Line 1-D-2 of Form MBR-1)</i>		131,794		275,546		275,546

**SCHEDULE D-2
CAPITAL OUTLAY EQUIPMENT**

Attorney General (070-00)

Name of Agency

EQUIPMENT BY ITEM	Act. FY Ending June 30, 2019		Est. FY Ending June 30, 2020		Req. FY Ending June 30, 2021	
	No. of Units	Total Cost	No. of Units	Total Cost	No. of Units	Total Cost
Funding Summary:						
General Funds		121,379		111,347		111,347
State Support Special Funds						
Federal Funds		7,073		137,450		137,450
Other Special Funds		3,342		26,749		26,749
Total Funds		131,794		275,546		275,546

**SCHEDULE D-3
PASSENGER/WORK VEHICLES**

Attorney General (070-00)

Name of Agency

MINOR OBJECT OF EXPENDITURE	Vehicle Inventory June 30, 2019	Act. FY Ending June 30, 2019		Est. FY Ending June 30, 2020		Req. FY Ending June 30, 2021	
		No. of Units	Total Cost	No. of Units	Total Cost	No. of Units	Total Cost

A. Passenger & Work Vehicles (63300xxx)							
63300000 CAPITAL OUTLAY - VEHICLES	57	5	106,420	3	75,000	3	75,000
Total (A)	57	5	106,420	3	75,000	3	75,000

GRAND TOTAL <i>(Enter on Line 1-D-3 of Form MBR-1)</i>			106,420		75,000		75,000
--	--	--	----------------	--	---------------	--	---------------

Funding Summary:							
General Funds			106,420		25,000		25,000
State Support Special Funds							
Federal Funds					37,500		37,500
Other Special Funds					12,500		12,500
Total Funds			106,420		75,000		75,000

**SCHEDULE D-4
WIRELESS COMMUNICATION DEVICES**

Attorney General (070-00)

Name of Agency _____

MINOR OBJECT OF EXPENDITURE	Device Inventory June 30, 2019	Act. FY Ending June 30, 2019		Est. FY Ending June 30, 2020		Req. FY Ending June 30, 2021	
		No. of Devices	Actual Cost	No. of Devices	Estimated Cost	No. of Devices	Requested Cost

C. Wireless Personal Digital Assistants (63400xxx)							
63400000 CAPITAL OUTLAY - WIRELESS COMMUNICATION DEVICES	144	1	300	1	300	1	300
Total	144	1	300	1	300	1	300

Grand Total <i>(Enter on Line 1-D-4 of Form MBR-1)</i>	300	300	300
--	------------	------------	------------

Funding Summary:			
General Funds	300	300	300
State Support Special Funds			
Federal Funds			
Other Special Funds			
Total Funds	300	300	300

**SCHEDULE E
SUBSIDIES, LOANS & GRANTS**

Attorney General (070-00)

Name of Agency

MINOR OBJECT OF EXPENDITURE	(1) Actual Expenses FY Ending June 30, 2019	(2) Estimated Expenses FY Ending June 30, 2020	(3) Requested for FY Ending June 30, 2021
C. Grants to Non-Government Instns & Inds (67152xxx)			
67020000 Grantor Pmts Nontaxable - Children's Advocacy Centers of Mississippi Support	554,489	554,489	554,489
67020000 Grantor Pmts Nontaxable - John R Justice Student Loan Repayment Program	36,278	36,392	36,392
67020000 Grantor Pmts Nontaxable - Law Enforcement Officers Assoc Training Program	62,763	62,763	62,763
67020000 Grantor Pmts Nontaxable - MS Coalition Against Sexual Assault Grant Funding	23,198		
Total	676,728	653,644	653,644
E. Other (67000xxx-67019xxx, 67021xxx-67199xxx, 67998xxx, 68500xxx-68860xxx, 70045xxx-70080xxx, 80000xxx-80500xxx)			
67215000 Crime Victim Compensation Medical & Other Payments	387,922	387,922	836,843
67220000 Crime Victim Compensation Funeral Payments	146,815	150,814	325,343
67235000 Crime Victim Compensation - Medical Forensic	82,310	85,310	184,035
67240000 Crime Victim Compensation - Victim	251,324	257,324	555,111
67250000 LE Officers & Fire Fighters Disability Benefit Payment	258,662	350,000	350,000
68515000 Transfer to Other Funds - Public Safety - Sexual Assault Grant Pmt	24,989		
68515000 Transfers to Other Funds - Division of Medicaid - Pmts for Mental Health Experts	91,620	100,000	100,000
Total	1,243,642	1,331,370	2,351,332
Grand Total <i>(Enter on Line 1-E of Form MBR-1)</i>	1,920,370	1,985,014	3,004,976
Funding Summary:			
General Funds	1,744,285	1,848,622	2,868,584
State Support Special Funds			
Federal Funds	84,465	36,392	36,392
Other Special Funds	91,620	100,000	100,000
Total Funds	1,920,370	1,985,014	3,004,976

NARRATIVE
2021 BUDGET REQUEST

Attorney General (070-00)

Name of Agency

The Fiscal Year 2021 Budget Request for the Attorney General's Office includes the appropriation for eight (8) programs - Supportive Services, Training, Opinions, Litigation, State Agency Contracts, Insurance Integrity Enforcement, Other Mandated Programs, and Crime Victims Compensation. These programs represent the combined budget of the State's largest law office. By mandate of Article 6, Section 173, Mississippi Constitution of 1890, there shall be an Office of Attorney General. This office is entrusted with management of all legal affairs of the State and prosecution of all suits, civil or criminal, in which the State has an interest. The Attorney General has the power to control and manage all litigation on behalf of the state and to maintain all suits necessary for enforcement of State laws, preservation of order, and protection of public rights.

The passage of the "Mississippi Budget Transparency and Simplification Act of 2016" during the 2016 Regular Session [SB 2362] and SB 2001 during the 2017 First Extraordinary Session resulted in a material redesign of the funding structure of this office. Accordingly, our FY 2021 Budget Request is a representation of this major funding shift from multiple funding sources in FY 2016 to general and federal funding sources with limited special funds in FY 2021. In an effort to continue the responsibilities and services mandated in statute, the Office of the Attorney General is requesting a total of \$35,513,883 for FY 2021 of which \$26,402,397 is general funds. The additional \$2,772,643 of general funds above that appropriated in FY 2020 is requested to provide the office with the funding necessary to cover the salaries of employees from every program with general funds rather than depend on special funds to supplement (\$1,006,681); to continue the implementation and maintenance of the new case management systems (\$746,000); and to continue the Crime Victim Compensation Program (\$1,019,962). These requests, as well as some of the overall funding changes, are described in more detail in the paragraphs below.

With the loss of special funds this office must rely on general funds to cover salaries previously funded through the fee assessments resulting in the need for an additional \$1,006,681 of general funds to replace special funds to be expended in FY 2020 on salaries.

The Attorney General's Office and District Attorneys are currently working with ITS on an RFP to replace the current 14 year old obsolete case management system utilized to meet the statutory requirement of maintaining case dockets. The District Attorneys' offices (Program 2. Training) will implement the new case management system utilizing special funds in one (1) pilot office and four (4) additional offices in FY 2020. The remaining 15 districts will be migrated over in FY 2021. As a result of the implementation of this pilot project in FY 2020, \$305,000 is being reduced from special funds for FY 2021. \$371,000 is being requested in general funds to complete the District Attorney Case Management System for the remaining districts in FY 2021.

The Attorney General's Office will implement the new case management system in FY 2021. \$275,000 is being requested in general funds to complete the implementation of the new system. The cost has been allocated to all eight (8) programs.

The new Domestic Violence Uniform Reporting System and the Protective Order Registry (Program 7. Other Mandated Programs) will be implemented in FY 2020 using special funds at a cost of \$1,200,000. As a result of the implementation of this project in FY 2020, \$1,200,000 is being reduced from special funds for FY 2021. \$100,000 in general funds is being requested to cover the maintenance costs for both systems.

Due to the loss of assessment funding, the Crime Victims Compensation Fund must be funded through our general funds requiring the additional \$1,019,962 to provide financial assistance and services to victims of violent crime and their family members. Compensation is awarded for medical care, counseling services for victims and victims' family members, funeral expenses, loss of wages to the victim or claimant, loss of support for dependents of deceased victims, crime scene clean-up, court related travel, domestic violence temporary assistance and domestic violence relocation assistance.

The Attorney General's Office received several grants during Fiscal Year 2019 which have carried forward into Fiscal Year 2020 and will carry forward into Fiscal Year 2021. These grants include a Department of Health and Human Services/Office of Inspector General (DHHS/OIG) Medicaid Fraud Control grant for the investigation and prosecution of fraud committed by medical providers and investigation and prosecution of cases involving abuse, neglect and exploitation of residents/patients in health care facilities; a Department of Justice, Office of Justice Programs Grant to establish and operate an Internet Crimes Against Children (ICAC) Task Force; a Department of Justice Grant to assist public servants in the repayment of student loans; a U. S. Food and Drug Administration (FDA) contract to carry out inspections of entities and retail establishments that sell or advertise cigarettes and/or smokeless tobacco products to determine whether those entities are complying with the Tobacco Control Act; a Department of Public Safety Grant to improve the quality of DUI prosecutions, thus increasing the conviction rate for those offenses; a Mississippi State Department of Health Violence Against Women Act (VAWA) Grant to develop and provide educational courses for law enforcement, court clerks, prosecutors, judges, and advocates on the topics of domestic violence, sex crimes, stalking, strangulation, and human trafficking as well as assist local prosecutors in the prosecution of cases and serve as a resource for law

NARRATIVE
2021 BUDGET REQUEST

Attorney General (070-00)

Name of Agency

enforcement, judges, and other court personnel when questions arise; and a Mississippi State Department of Health Victims of Crime Act (VOCA) Victim Assistance Grant which provides advocacy and support to victims. The Office received a non-federal grant from the Annie E. Casey Foundation and will continue to focus on a Juvenile Detention Alternatives Initiative (JDAI) that will affect juvenile justice and youth who are at-risk of entering the juvenile justice system with the goal of reducing the number of youth being detained in secure detention facilities.

The Supportive Services Program provides administrative and technical support in the areas of management (planning, organizing and staffing), finance, personnel, accounting, budgeting, grant management and reporting, information systems, purchasing, payroll, internal auditing, maintenance of law library, management of all legal contracts, and administration of the Law Enforcement Officers and Fire Fighters Disability Benefits Trust Fund.

The Training Program is charged with the responsibility of providing training for Mississippi prosecutors. The Program was statutorily created, Section 37-26-1, et seq., Miss. Code Ann. (1972), to provide Continuing Legal Education (CLE) and technical assistance to state, county, and municipal prosecutors. The statute mandates that a set amount of fees collected for certain violations, misdemeanors, and felonies be deposited to the State Prosecutor Education Fund and administered by the Attorney General. However, the passage of the "Mississippi Budget Transparency and Simplification Act of 2016 redirected these fees into the General Fund requiring direct appropriation. The Motorcycle Officer Training Program provides training that is administered and approved by the Mississippi Law Enforcement Officers Association.

The Litigation Program is responsible for managing all litigation for the State. The Attorney General as stated in Section 7-5-1, Miss. Code Ann. (1972), "... shall be the chief legal officer and advisor for the state, both civil and criminal, and is charged with managing all litigation on behalf of the state ..."

The Opinions Program researches, prepares, and distributes formal written opinions in response to questions of law from all state and local entities, officials, and their attorneys. In accordance with Section 7-5-25, Miss. Code Ann. (1972), the Attorney General shall give his opinion, without fee, to any state or local public official.

The State Agency Contracts Program is responsible for handling the day-to-day legal representation of state agencies. In accordance with Section 7-5-1, et seq., Miss. Code Ann. (1972), and case law explaining the constitutional powers of the Attorney General of Mississippi under Section 173 of the Mississippi Constitution, the Attorney General's Office is responsible for representing the State, its officials, and the state agencies carrying out the powers of the executive branch of government.

The Insurance Integrity Enforcement Bureau was created during the 1998 Regular Session of the Legislature in House Bill 428. As stated in Section 7-5-301, et seq., Miss. Code Ann. (1972), of the enabling legislation, "The duty of the bureau is to investigate and prosecute claims of insurance abuses and crimes involving insurance."

The Other Mandated Programs consists of the Medicaid Fraud Control Unit, the Public Integrity Division (inclusive of the DUI, Vulnerable Persons, and Child Support Prosecution Units), the Consumer Protection Division, the Alcohol and Tobacco Enforcement Division, the Cybercrime Division, and the Bureau of Victim Assistance (inclusive of the Domestic Violence Division and Youth Services Division). The Majority of these programs are fully comprehensive law enforcement units staffed by criminal investigators, auditors, and prosecuting attorneys who serve in combating the corrupt, deceptive, and illegal practices of medical providers, public officials, drug traffickers, and business enterprises. The other programs ensure the collaboration with other state agencies and nonprofit organizations as to the safety and well-being of children, domestic violence and human trafficking training and initiatives, and other issues affecting children and youth.

The Crime Victims Compensation Division provides financial assistance and support services to victims of violent crime and their family members. Compensation is awarded for medical care, rehabilitation, counseling services for the victim and the victim's family member(s), funeral expenses, loss of wages for the victim or claimant and loss of support for dependents of deceased victims. This division is also responsible for administering the Address Confidentiality Program which provides a layer of protection for domestic violence, sexual assault and stalking victims fleeing their assailants. The Victim Assistance Program, established with a federal grant in FY 2000, serves as a single point of contact for crime victims and the public-at-large in the State of Mississippi and provides information, referral, advocacy and support to persons who contact the Office for victim assistance.

The Budget Request by major object for Fiscal Year 2021 is as follows:

Personal Services - Salaries

NARRATIVE
2021 BUDGET REQUEST

Attorney General (070-00)

Name of Agency

The Attorney General's Office is requesting \$26,953,226 in salaries, wages and fringe benefits. Salaries comprise 75.89% of the overall budget for the Attorney General's Office. The largest portion of these funds ensures that competent attorneys with appropriate expertise represent the State of Mississippi in all actions from litigation to state agency representation. Critical support for these attorneys is provided by the legal secretarial staff. Such support is necessary in assisting the attorneys in meeting deadlines, filing appropriate documents in various courts, and maintaining case files and dockets.

The second largest portion of funds ensures the investigation of Medicaid fraud, elder abuse/neglect/exploitation, white collar crime, drug trafficking, vulnerable person abuse, Cybercrime, consumer fraud, insurance fraud, and illegal sale of tobacco products and alcohol to minors. These investigators perform field investigations, provide evidence for litigation, and testify in court as necessary.

A small portion of salaries provides for staffing Crime Prevention and Victim Services, Prosecutor Training, Domestic Violence, and Crime Victims Compensation. The remainder of salaries is dedicated to the administrative support staff which provides administrative and technical support to the Attorney General's Office.

Personal Services - Travel

This Office is requesting \$886,200 in this category. Travel costs comprise 2.50% of the overall budget for the Attorney General's Office. The in-state travel is used to pay for legal staff to represent the Office in matters relating to pending litigation, to attend court, investigative travel, annual meetings for CLE, conducting investigations of retail establishments that sell tobacco products and alcohol to minors and seminars held outside the Jackson area. The out-of-state travel request is for attending NAAG (National Association of Attorneys General) meetings held for various staff members, training required for Medicaid Fraud and Insurance Fraud Investigators, presenting arguments before the Fifth Circuit and U.S. Supreme Court, and providing CLE training to prosecutors sponsored by the National District Attorneys Association.

Contractual Services

\$3,769,435 is requested in the Contractual Services Category. Contractual costs comprise 10.61% of the overall budget for the Attorney General's Office. Details of the request in this category are as follows:

A. Tuition, Rewards & Awards

\$82,600 is requested in this area for employee training and tuition at various conferences and seminars. This category also includes the payment of registration fees for conferences.

B. Communications, Transportation & Utilities

\$24,515 is requested in this area for postage, transportation of goods, and electricity. Freight is primarily associated with the delivery of various law books and for receiving and returning data processing equipment items to the manufacturer for repairs covered under warranty agreements.

D. Rents

\$176,055 is requested in this area to cover the cost for office space rented from Estes Rental Properties in Houston, Mississippi. Other costs include rental of office equipment, i.e., copiers and postage meters, etc.; rental of audiovisual equipment for training conferences; and rental of exhibits, displays and conference rooms. Per the SB 2362/SB 2001 legislation which prohibits agencies from charging another agency a fee, amounts previously paid to the Department of Finance and Administration for Capitol Facilities Building Rental have been eliminated from the request.

E. Repairs & Service

\$58,460 is requested in this area for repairs to the office passenger vehicles; and various repairs to items of office equipment and other equipment that are not covered under maintenance agreements. These items include typewriters, calculators, transcribers, fax machines and dictating machines.

NARRATIVE
2021 BUDGET REQUEST

Attorney General (070-00)

Name of Agency

F. Fees, Professional & Other Services

\$1,316,310 is requested in this area for fees paid to outside legal counsel; medical doctor fees and dental fees for expert witnesses; other medical fees for expert witnesses for Medicaid Fraud Control Unit and physicals for investigators; psychologists fees for evaluation prior to hiring of law enforcement personnel and for the Office's Employee Assistance Program; Personnel Services Contract fees for contractual workers such as law enforcement investigators, minors, and interns, associated travel, and travel of county and city prosecutors; court costs, filing fees, and court reporters; recording and notary fees; witness fees and expenses; laboratory and testing fees for evidence; temporary employment fees for legal secretaries; speaker fees for prosecutor training programs; contractual worker-FICA Match; and other fees and services including payments for services in complex litigation matters. Per the SB 2362/SB 2001 legislation which prohibits agencies from charging another agency a fee, amounts previously paid to the Department of Finance and Administration, State Personnel Board, State Auditor's Office and Public Safety have been eliminated from the request.

G. Other Contractual Services

\$236,005 is requested in this area for the annual tort claims assessment; insurance and faithful performance bonds on the Attorney General and staff; insurance on computer equipment; membership dues to the Mississippi Bar Association and other professional organizations; and VISA procurement card purchases.

H. Information Technology

\$1,839,790 is requested in this area for fees to outside vendors for the installation costs for IT and telecommunications hardware; IT training and education to allow IT employees and staff to attend courses on network maintenance, web design, database administration, and office suite software; software acquisition to include upgrades/maintenance for Microsoft SQL, Oracle, WordPerfect, Microsoft Office Suite, and completion of agency wide case management system, etc.; repair and maintenance charges for desktops, laser printers, plotters, laptops, file servers, network disk back-up units, scanners, firewall, and switches; and software maintenance for the agency wide Case Management System, Anti-Virus, Microsoft, VMWare, Document Management System, Bomgar Remote Assistance, Crime Victims Claim Assistant, Oracle, Domestic Violence Uniform Reporting System, and Protective Orders Registry. Senate Bill 2779 passed during the FY 2019 Regular Legislative Session, allows the Department of Information and Technology Services (ITS) to bill agencies for certain services. \$25,000 has been included in FY 2020 and FY 2021 under payments to the ITS to cover these new costs.

I. Other

\$35,700 is requested in this category for petty cash expense in relationship to drug buy money, investigation related expenses for the Public Integrity Division, Medicaid Fraud Control Unit, Consumer Protection Division, and Alcohol and Tobacco Enforcement Division, and prior year expense.

Commodities

We are requesting \$549,200 in this category. Commodity costs comprise 1.55% of the overall budget for the Attorney General's Office. Below is a detailed request of this category:

B. Printing & Office Supplies & Materials

\$184,000 is requested in this category for printing letterhead, envelopes, budget and various documents; duplication and reproduction supplies (toner) for copiers and printers; office supplies and materials for entire Office; paper supplies for various printers, faxes, and copiers; law library books; and miscellaneous office equipment items valued at less than \$1,000.

C. Equipment Repair Parts, Supplies & Accessories

\$199,000 is requested for fuel, tires and tubes for automobiles and repair and replacement parts for vehicles.

E. Other Supplies & Materials

\$166,200 is requested for minor repairs; janitorial supplies; food for business meetings mainly for prosecutor training; uniforms

NARRATIVE
2021 BUDGET REQUEST

Attorney General (070-00)

Name of Agency

and wearing apparel for investigators; repair parts and accessories for non-major computer components, such as modems, scanners, memory upgrades, etc.; ammunition; other supplies and materials; other equipment less than \$1,000; small purchase of commodities on procurement card; reimbursement for travel commodities; and petty cash expenses.

Capital Outlay

2. Equipment

\$275,546 is requested in this area for replacement and purchase of office machines, furniture, fixtures, equipment and IS equipment. Equipment costs comprise 0.78% of the overall budget for the Attorney General's Office. IS equipment to be purchased will be three (3) forensic workstations, twenty-five (25) laptops, five (5) multifunction printers, one (1) ethernet switch, four (4) forensic computers, twenty (20) desktops, one (1) enhanced storage server, two (2) laser printers, one (1) DVD/USB drive duplicator, three (3) file servers, one (1) scanner, one (1) color laser printer, three (3) network switches, two (2) network storage hard drives, one (1) SAN storage, two (2) uninterrupted power source units, and two (2) projectors.

3. Vehicles

\$75,000 is requested for the replacement of three (3) high mileage undercover law enforcement vehicles. Vehicle costs comprise 0.21% of the overall budget for the Attorney General's Office.

4. Wireless Communication Devices

\$300 is requested for the replacement of one (1) wireless communication devices.

Subsidies, Loans & Grants

The \$3,004,976 requested for Subsidies, Loans and Grants comprises 8.46% of the overall budget for the Attorney General's Office.

The Victims Compensation Division will provide financial assistance and services to victims of violent crime and their family members. Compensation is awarded for medical care, counseling services for victims and victims' family members, funeral expenses, loss of wages to the victim or claimant, loss of support for dependents of deceased victims, crime scene clean-up, court related travel, domestic violence temporary assistance and domestic violence relocation assistance.

The Support Services Division will provide disability benefits to law enforcement officers and fire fighters injured in the line of duty.

The Training Division will provide grants to individuals to assist public servants in the repayment of student loans. One hundred percent of this funding will be awarded to prosecutors and public defenders who qualify for loan assistance. The Training Division will also provide support to the Mississippi Law Enforcement Officer's Association for the implementation of approved law enforcement training programs.

The Domestic Violence Division will provide grants to the Mississippi Coalition Against Sexual Assault for the purpose of moving the State of Mississippi forward in its response to the crime of sexual assault as well as improving the quality and access of services to victims of sexual assault.

The Crime Prevention Division will provide support to the Children's Advocacy Centers of Mississippi. These Centers provide training to forensic interviewers in child abuse and child sexual abuse cases, and training for law enforcement officers and prosecutors about child abuse cases. The Crime Prevention Division will also provide support to entities for the implementation of the Annie E. Casey Foundation Juvenile Detention Alternatives Initiative (JDAI).

Per the SB 2362/SB 2001 legislation which prohibits agencies from charging another agency a fee, amounts previously paid to the Mississippi Supreme Court for electronic court filings have been eliminated from the request.

Overall

NARRATIVE
2021 BUDGET REQUEST

Attorney General (070-00)

Name of Agency

This budget is funded from general funds, federal grant monies, and other limited special funds. In conclusion, as stated previously, the Attorney General's Office is requesting \$35,513,883 including escalated funds and positions for FY 2021. \$26,402,397 in general funds is being requested to ensure continuation of mandated programs and to cover Crime Victims Compensation and Law Enforcement Officers and Fire Fighters Disability Benefits payments which were previously funded by state monetary assessments. The sums requested are the result of careful planning and reflect those resources essential for the performance of the Attorney General's constitutional mandates. Program requests are interwoven to produce a well-integrated budget. Consequently, the ability of the Attorney General's Office to fully perform its duties requires a balanced, broad-based allocation of resources.

**OUT-OF-STATE TRAVEL
FISCAL YEAR 2021**

Attorney General (070-00)

Name of Agency

Note: All expenditures recorded on this form must be totaled and said total must agree with the out-of-state travel amount indicated for FY 2019 on Form Mbr-1, line 1.A.2.b.

Employee's Name	Destination	Purpose	Travel Cost	Funding Source
AINSWORTH ALICIA MARIE	NEW ORLEANS, LA	5TH CIRCUIT APPELLATE ADVOCACY SEMINAR	840	GEN
ALEXANDER STANLEY	WASHINGTON, DC	NAAG FORENSIC SCIENCES SYMPOSIUM	829	GEN
ALEXANDER STANLEY	LOS ANGELES, CA	HATE CRIMES SYMPOSIUM	1,087	GEN
ALEXANDER STANLEY	DALLAS, TX	CRIMES AGAINST CHILDREN'S CONFERENCE	1,349	FED
ALEXANDER STANLEY	SLIDELL, LA	GULF COAST ELDER ABUSE CONFERENCE	716	FED
BAKER DAPHNE W	PHOENIX, AZ	NATIONAL ADDRESS CONFIDENTIALITY CONFERENCE	1,143	GEN
BARNES PAUL E	NEW ORLEANS, LA	MEETING WITH LA SOLICITOR GENERAL	806	GEN
BARNES PAUL E	NEW ORLEANS, LA	MEETING WITH AGO'S OF TEXAS, LOUISIANA, AND INDIANA	473	GEN
BENNETT TINA RENEE	DALLAS, TX	MEDICAL CODING ACADEMY	912	FED / OTH
BENNETT TINA RENEE	NEW ORLEANS, LA	NAMFCU 2018 RESIDENT ABUSE TRAINING PROGRAM	965	FED / OTH
BENNETT TINA RENEE	BATON ROUGE, LA	MS/LA MEDICAID FRAUD JOINT TRAINING CONFERENCE	498	FED / OTH
BENTON CAMERON LEIGH	WASHINGTON, DC	AGACL CONFERENCE	1,962	GEN
BENTON CAMERON LEIGH	WASHINGTON, DC	ORAL ARGUMENT AT THE US SUPREME COURT	2,326	GEN
BERTHAY CHRISTOPHER RYAN	DALLAS, TX	CRIMES AGAINST CHILDREN'S CONFERENCE	1,029	FED
BOBO JAMES A	NEW ORLEANS, LA	5TH CIRCUIT COURT ORAL ARGUMENT	384	GEN
BOBO JAMES A	NASHVILLE, TN	HEARING TENNESSEE MIDDLE BANKRUPTCY COURT	698	GEN
BOBO JAMES A	NASHVILLE, TN	TENNESSEE MIDDLE BANKRUPTCY COURT NASHVILLE	302	GEN
BOBO JAMES A	NEW ORLEANS, LA	DEPOSITION: STATE OF MS V. DSI	304	GEN
BOBO JAMES A	NASHVILLE, TN	HEARING TN MIDDLE BANKRUPTCY COURT NASHVILLE	381	GEN
BOWLING TOMEKIA	SAN DIEGO, CA	END VIOLENCE AGAINST WOMEN CONFERENCE	2,280	FED
BOWLING TOMEKIA	SLIDELL, LA	GULF COAST ELDER ABUSE CONFERENCE	550	FED
BROWN RANDOLPH	SAN DIEGO, CA	NAMFCU CONFERENCE	1,585	FED / OTH
BROWN RANDOLPH	NEW ORLEANS, LA	NAMFCU RESIDENT ABUSE TRAINING PROGRAM	1,181	FED / OTH
BROWN RANDOLPH	ATLANTA, GA	ASSOCIATION OF CERTIFIED FRAUD EXAMINERS	1,425	FED / OTH
BROWN RANDOLPH	BATON ROUGE, LA	MS/LA MEDICAID FRAUD JOINT TRAINING CONFERENCE	627	FED / OTH

**OUT-OF-STATE TRAVEL
FISCAL YEAR 2021**

Attorney General (070-00)

Name of Agency

Note: All expenditures recorded on this form must be totaled and said total must agree with the out-of-state travel amount indicated for FY 2019 on Form Mbr-1, line 1.A.2.b.

Employee's Name	Destination	Purpose	Travel Cost	Funding Source
BURCH EMILY HENRY	NEW ORLEANS, LA	ORAL ARGUMENT 5TH CIRCUIT COURT OF APPEALS	354	GEN
BURLISON DAVID THOMAS	SLIDELL, LA	GULF COAST ELDER ABUSE CONFERENCE	550	FED
CAMERON RICHARD J	SAN DIEGO, CA	NAMFCU CONFERENCE	1,636	FED / OTH
CAMERON RICHARD J	BATON ROUGE, LA	MS/LA MEDICAID FRAUD JOINT TRAINING CONFERENCE	512	FED / OTH
CARR BRANDON SCOTT	NEW ORLEANS, LA	NAMFCU ABUSE AND NEGLECT TRAINING	1,198	FED / OTH
CARR BRANDON SCOTT	MONTGOMERY, AL	MEDICAID FRAUD 101 TRAINING	750	FED / OTH
CARR BRANDON SCOTT	BATON ROUGE, LA	MS/LA MEDICAID FRAUD JOINT TRAINING CONFERENCE	498	FED / OTH
CASE THOMAS MICHAEL	ORLANDO, FL	IACIS BASIC COMPUTER FORENSICS EXAMINER TRAINING	3,537	FED
CLEMONS LACHELLE D	PORTLAND, OR	NATIONAL CRIME VICTIM LAW CONFERENCE	1,854	FED
DAVIS JASON L	WASHINGTON, DC	SCOTUS ORAL ARGUMENT	3,725	GEN
DAWSON AMY ROBINSON	BATON ROUGE, LA	MS/LA MEDICAID FRAUD JOINT TRAINING CONFERENCE	516	FED / OTH
DOMINO DAVID LESEAN	ANAHEIM, CA	2018 NATIONAL HEALTH CARE ANTI-FRAUD ASSOCIATION	2,219	FED / OTH
DOMINO DAVID LESEAN	BATON ROUGE, LA	MS/LA MEDICAID FRAUD JOINT TRAINING CONFERENCE	603	FED / OTH
EDWARDS JOETTA S	BATON ROUGE, LA	MS/LA MEDICAID FRAUD JOINT TRAINING CONFERENCE	500	FED / OTH
EDWARDS MAYA	PHOENIX, AZ	NATIONAL ADDRESS CONFIDENTIALITY CONFERENCE	1,143	GEN
EDWARDS MAYA	JACKSONVILLE, FL	NOVA - VICTIM ADVOCATES TRAINING	1,332	FED
EDWARDS MAYA	SAN DIEGO, CA	END VIOLENCE AGAINST WOMEN INTERNAL CONFERENCE	2,280	FED
EDWARDS MAYA	PORTLAND, OR	NATIONAL CRIME VICTIM LAW CONFERENCE	1,954	FED
EDWARDS MAYA	SLIDELL, LA	GULF COAST ELDER ABUSE CONFERENCE	766	FED
FERGUSON GEORGE P	SAN DIEGO, CA	NAMFCU CONFERENCE	1,663	FED / OTH
FERGUSON GEORGE P	BATON ROUGE, LA	MS/LA MEDICAID FRAUD JOINT TRAINING CONFERENCE	603	FED / OTH
FLOYD WILLIAM SCOTT	BATON ROUGE, LA	MS/LA MEDICAID FRAUD JOINT TRAINING CONFERENCE	641	FED / OTH
GORDON TA SHIA RASHANETT	BIRMINGHAM, AL	2018 JDAI COORDINATOR'S CONVENING CONFERENCE	238	OTH
GRANT BRIDGETTE NICOLE	NEW ORLEANS, LA	5TH CIRCUIT APPELLATE ADVOCACY SEMINAR	470	GEN
GRANT BRIDGETTE NICOLE	HOUSTON, TX	5TH CIRCUIT ORAL ARGUMENT	865	GEN

**OUT-OF-STATE TRAVEL
FISCAL YEAR 2021**

Attorney General (070-00)

Name of Agency

Note: All expenditures recorded on this form must be totaled and said total must agree with the out-of-state travel amount indicated for FY 2019 on Form Mbr-1, line 1.A.2.b.

Employee's Name	Destination	Purpose	Travel Cost	Funding Source
GRANT BRIDGETTE NICOLE	NEW ORLEANS, LA	5TH CIRCUIT ORAL ARGUMENT	656	GEN
GREEN TONY FLYNN	ORANGE BEACH, AL	ALABAMA ASSOCIATION OF POLYGRAPH EXAMINERS CONF.	707	GEN
GREEN VENECCA G	LITTLE ROCK, AR	NAGTRI NATIONAL NEGOTIATIONS SKILLS TRAINING	60	GEN
GREEN VENECCA G	WASHINGTON, DC	2019 NAAG CONSUMER PROTECTION CONFERENCE	703	GEN
HARPER RONNIE L	SPOKANE, WA	NDAA BD OF DIRECTORS MEETINGS AND SUMMER SUMMIT	2,241	GEN
HARPER RONNIE L	AUSTIN, TX	NTL DISTRICT ATTORNEY BOARD MTG AND COMM MTG	2,594	GEN
HERRON TINA	NEW ORLEANS, LA	NAMFCU RESIDENT ABUSE TRAINING PROGRAM	1,415	FED / OTH
HOLLAND LA DONNA C	WASHINGTON, DC	AGACL CONFERENCE	2,088	GEN
HOLLAND LA DONNA C	WASHINGTON, DC	ORAL ARGUMENT AT THE US SUPREME COURT	1,761	GEN
HOOD JAMES M III	DESTIN, FL	MS BAR CONVENTION	1,150	GEN
HOOD JAMES M III	WASHINGTON, DC	USDOJ MEETING	716	GEN
HOOD JAMES M III	CHARLESTON, SC	NAAG FALL CONFERENCE	1,004	GEN
HOOD JAMES M III	WASHINGTON, DC	NAAG WINTER MEETING	1,632	GEN
HOOD JAMES M III	LAFAYETTE, LA	NAAG PRESIDENTIAL INITIATIVE	389	GEN
HORNER RONALD VENOY	SAN DIEGO, CA	NAMFCU 101	1,658	FED / OTH
HORNER RONALD VENOY	NEW ORLEANS, LA	NAMFCU RESIDENT ABUSE TRAINING PROGRAM	1,073	FED / OTH
HORNER RONALD VENOY	BATON ROUGE, LA	MS/LA MEDICAID FRAUD JOINT TRAINING CONFERENCE	608	FED / OTH
HOUSTON JIMMY ROYCE	GREENVILLE, SC	BASIC P2P TRAINING COURSE FOR THE SC ICAC TASK FOR	1,380	FED
HOUSTON JIMMY ROYCE	AUGUSTA, GA	P2P TRAINING FOR GA ICAC TASK FORCE	1,314	FED
HOUSTON JIMMY ROYCE	GREENVILLE, SC	P2P INVESTIGATORS COURSE FOR SC ICAC TASK	1,355	FED
HOUSTON JIMMY ROYCE	FRANKFORT, KY	P2P TRAINING FOR KENTUCKY ICAC TASK FORCE	1,557	FED
HOUSTON JIMMY ROYCE	BOCA RATON, FL	INSTRUCTOR DEVELOPMENT FOR THE NEW CPS SYSTEM.	1,519	FED
HOUSTON JOEL HUNTLEE	NEW ORLEANS, LA	NAMFCU RESIDENT ABUSE TRAINING PROGRAM	1,030	FED / OTH
JACKSON MYRICK L	NEW ORLEANS, LA	NAMFCU RESIDENT ABUSE TRAINING PROGRAM	983	FED / OTH
JASPER AMANDA DEAN	DALLAS, TX	CONFERENCE ON CRIMES AGAINST WOMEN	973	FED

**OUT-OF-STATE TRAVEL
FISCAL YEAR 2021**

Attorney General (070-00)

Name of Agency

Note: All expenditures recorded on this form must be totaled and said total must agree with the out-of-state travel amount indicated for FY 2019 on Form Mbr-1, line 1.A.2.b.

Employee's Name	Destination	Purpose	Travel Cost	Funding Source
JASPER AMANDA DEAN	VAIL, CO	COLORADO ADVOCACY IN ACTION CONFERENCE	1,487	FED
JONES JOY CUSHING	SAVANNAH, GA	NATL ASSOC OF CVC BOARD	1,143	GEN
JORDAN DERRICK	SANTE FE, NM	MEDICAID FRAUD 101 TRAINING	1,466	FED / OTH
JORDAN DERRICK	BATON ROUGE, LA	MS/LA MEDICAID JOINT TRAINING CONFERENCE	508	FED / OTH
JOYNER HEATHER B	BATON ROUGE, LA	MEDICAID FRAUD CONTROL TRAINING	995	FED / OTH
KILGORE DONALD LELAND	WEST PALM BEACH, FL	NAGTRI PROTECTING CONSUMERS FROM OVER PRESCRIPTION	863	GEN
KILGORE DONALD LELAND	NEW ORLEANS, LA	FORUM FOR INSTITUTIONAL INVESTORS/PROTECT SHAREHOL	771	GEN
LANFORD CHARLES MICHAEL	CHARLESTON, SC	2018 NAAG FALL MEETING	1,604	GEN
LANFORD CHARLES MICHAEL	WASHINGTON, DC	2019 NAAG WINTER MEETING	1,668	GEN
LANFORD CHARLES MICHAEL	LAS VEGAS, NV	NAAG CHIEF DEPUTIES MEETING	917	GEN
LEE RAINA ANDERSON	DALLAS, TX	CONFERENCE ON CRIMES AGAINST WOMEN	1,009	FED / OTH
LILLEY JACK B	DALLAS, TX	CRIMES AGAINST CHILDREN'S CONFERENCE	848	FED
LILLEY JACK B	ORLANDO, FL	ICAC FLORIDA CONFERENCE	1,374	FED
LILLEY JACK B	ORLANDO, FL	IACIS - MANAGING A DIGITAL FORENSICS LAB	1,518	FED
LILLEY JACK B	ATLANTA, GA	NATL LEO TRAINING ON CHILD EXPLOITATION	1,010	FED
LOWERY GAIL WRIGHT	HOUSTON, TX	NATIONAL ASSOC. OF ATTORNEY GENERAL FALL CONFERENC	560	GEN
LUCAS CINA R	BATON ROUGE, LA	MS/LA MEDICAID FRAUD JOINT TRAINING CONFERENCE	788	FED / OTH
LYELL GORDON GARLAND	NEW ORLEANS, LA	NAMFCU RESIDENT ABUSE TRAINING PROGRAM	1,088	FED / OTH
LYELL GORDON GARLAND	WASHINGTON, DC	MFCU DIRECTORS SYMPOSIUM	1,358	FED / OTH
LYNCH JAMES DEWAYNE	ORLANDO, FL	FLORIDA ICAC CONFERENCE	1,353	FED
LYNCH JAMES DEWAYNE	ATLANTA, GA	NATL LEO TRAINING ON CHILD EXPLOITATION	889	FED
MAGEE-WOODS NATASHA ROSHAWN	BATON ROUGE, LA	MS/LA MEDICAID JOINT TRAINING CONFERENCE	538	FED / OTH
MATHENY JUSTIN LEE	HOUSTON, TX	HEARING ON 5TH CIRCUIT MATTER	985	GEN
MATHENY JUSTIN LEE	PHOENIX, AZ	DEPOSITION OF CARL NEWMAN	1,508	GEN
MAY BENNY M	HOUSTON, TX	US COURT OF APPEALS FOR THE FIFTH CIRCUIT	1,001	GEN

**OUT-OF-STATE TRAVEL
FISCAL YEAR 2021**

Attorney General (070-00)

Name of Agency

Note: All expenditures recorded on this form must be totaled and said total must agree with the out-of-state travel amount indicated for FY 2019 on Form Mbr-1, line 1.A.2.b.

Employee's Name	Destination	Purpose	Travel Cost	Funding Source
MCCLINTON MARK C	BOSTON, MA	AG TECH FORUM	137	GEN
MCCLINTON MARK C	ORLANDO, FL	2018 FLORIDA ICAC TRAINING SYMPOSIUM	1,004	FED
MCDIVITT LELAND WOODROW	NASHVILLE, TN	INVESTIGATION - INTERVIEW VICTIM	260	GEN
MCDIVITT LELAND WOODROW	NASHVILLE, TN	CERTIFIED FRAUD EXAMINER TRAINING	1,591	GEN
MCLAURIN NAKIA JENISE	DALLAS, TX	CONFERENCE ON CRIMES AGAINST WOMEN	1,107	FED
MCLAURIN NAKIA JENISE	VAIL, CO	COLORADO ADVOCACY IN ACTION CONFERENCE	1,654	FED
MILLER MOLLY	SPOKANE, WA	NAPC SUMMER MEETING	1,186	FED / OTH
MILLER MOLLY	NASHVILLE, TN	IACP DRUGS, ALCOHOL & IMPAIRED DRIVING CONF	1,948	FED / OTH
MILLER MOLLY	WILLIAMSBURG, VA	NATL TSRP TRAINING	1,693	FED / OTH
MILLETTE SAMUEL MARTIN	NEW ORLEANS, LA	PROTECTING SHAREHOLDER RIGHTS	913	GEN
MILSAP LUTHER KEITH	NASHVILLE, TN	CERTIFIED FRAUD EXAMINER TRAINING	1,480	GEN
MINOR WILSON DOUGLAS	NEW ORLEANS, LA	LOUISIANA SOLICITOR GENERAL	408	GEN
MINOR WILSON DOUGLAS	NEW ORLEANS, LA	MEETING WITH AGO'S OF TEXAS, LA AND INDIANA	56	GEN
MOORE LANASSA PATRICE	NEW ORLEANS, LA	NAMFCU RESIDENT ABUSE TRAINING PROGRAM	983	FED/OTH
MOORE LANASSA PATRICE	BATON ROUGE, LA	MS/LA MEDICAID FRAUD JOINT TRAINING CONFERENCE	502	FED/OTH
MOORE LANASSA PATRICE	ST. LOUIS, MO	MEDICAID FRAUD TRAINING 102 B	1,542	FED/OTH
MOULDS KATIE N	WEST PALM BEACH, FL	NAGTRI PROTECTION CONSUMERS FROM OPIOID OVERPRESCRI	561	FED/OTH
NEWMAN CHRISTOPHER PRICE	NASHVILLE, TN	CFE EXAM REVIEW COURSE - ASSOC OF CERT. FRAUD EXAM	1,707	FED/OTH
NEWMAN CHRISTOPHER PRICE	BATON ROUGE, LA	MS/LA MEDICAID FRAUD JOINT TRAINING CONFERENCE	536	FED/OTH
OWENS JERROLYN MARTIN	HOUSTON, TX	5TH CIRCUIT ORAL ARGUMENT	827	GEN
OWENS LESLIE SHUMOCK	NASHVILLE, TN	SEXUAL ASSAULT INVESTIGATION	55	GEN
PALMER CRYSTAL DENISE	DALLAS, TX	CONFERENCE ON CRIMES AGAINST WOMEN	965	FED
PARKER MARY KATHERINE	NEW ORLEANS, LA	RESIDENT ABUSE TRAINING PROGRAM	125	FED/OTH
PARKER MARY KATHERINE	BATON ROUGE, LA	LA/MS MEDICAID FRAUD CONTROL MTG	653	FED/OTH
PENSON DAVID CARL	AUSTIN, TX	ADVANCED FRAUD EXAMINATION TECHNIQUES	1,731	FED/OTH

**OUT-OF-STATE TRAVEL
FISCAL YEAR 2021**

Attorney General (070-00)

Name of Agency

Note: All expenditures recorded on this form must be totaled and said total must agree with the out-of-state travel amount indicated for FY 2019 on Form Mbr-1, line 1.A.2.b.

Employee's Name	Destination	Purpose	Travel Cost	Funding Source
PETTIS PATRICIA M	PERDIDO BEACH, AL	ALABAMA DA/ADA MEETING	447	GEN
PIZZETTA HAROLD E	NEW ORLEANS, LA	5TH CIRCUIT COURT OF APPEALS	239	GEN
PLATO ASHLEY LYNN	ORLANDO, FL	IACIS - BASIC COMPUTER FORENSIC EXAMINER	2,634	FED
PLATO ASHLEY LYNN	ATLANTA, GA	NATL LEO TRAINING ON CHILD EXPLOITATION	945	FED
RATHER ERIC C	TRUSSVILLE, AL	CELLEBRITE, INC. - LAW ENFORCEMENT TRAINING	725	GEN
RATHER ERIC C	DALLAS, TX	CRIMES AGAINST CHILDREN'S CONFERENCE	935	FED
RATHER ERIC C	ORLANDO, FL	FLORIDA ICAC CONFERENCE	1,382	FED
RATHER ERIC C	ATLANTA, GA	NATL LEO TRAINING ON CHILD EXPLOITATION	922	FED
RAY ERIC WILLIAM	SALT LAKE CITY, UT	NAGTRI CONSUMER PROTECTION 101 TRAINING	82	GEN
RAY ERIC WILLIAM	DALLAS, TX	NAGTRI TRAINING ON INTELLECTUAL PROPERTY	120	GEN
RAY JACQUELINE H	NEW ORLEANS, LA	FORUM FOR INSTITUTIONAL INVETORS/PROTECTING SHAREH	562	GEN
RICE VICTORIA RAMSEY	HUNTSVILLE, AL	NATL CHILDREN'S ADVOC CTR FORENSIC INTERVIEW CHILD	800	FED
RICE VICTORIA RAMSEY	DALLAS, TX	CRIMES AGAINST CHILDREN'S CONFERENCE	1,023	FED
RICE VICTORIA RAMSEY	ARLINGTON, VA	ICAC COMMANDER'S MEETING	2,221	FED
RICE VICTORIA RAMSEY	ATLANTA, GA	NATIONAL LAW ENFORCEMENT TRAINING-CHILD EXPLOITATION	888	FED
RICE VICTORIA RAMSEY	ATLANTA, GA	NATL LEO TRAINING ON CHILD EXPLOITATION	1,176	FED
ROGERS JIMMY DELANO III	NEW ORLEANS, LA	NAMFCU RESIDENT ABUSE TRAINING PROGRAM	1,003	FED/OTH
ROX LOVE LAKEITA FAYE	DALLAS, TX	DALLAS CRIMES AGAINST CHILDREN'S CONFERENCE	1,275	FED
ROX LOVE LAKEITA FAYE	SAN DIEGO, CA	END VIOLENCE AGAINST WOMEN INTERNAL CONFERENCE	2,293	FED
RUBISOFF CHARLES T JR	DALLAS, TX	CRIMES AGAINST CHILDREN'S CONFERENCE	860	FED
RUBISOFF CHARLES T JR	ORLANDO, FL	2018 FLORIDA ICAC TRAINING SYMPOSIUM	1,038	FED
RUBISOFF CHARLES T JR	ATLANTA, GA	2019 NATL LEO TRAINING ON CHILD EXPLOITATION	1,067	FED
RUTHERFORD ERIN ELIZABETH	NEW ORLEANS, LA	5TH CIRCUIT APPELLATE ADVOCACY SEMINAR	236	GEN
RUTHERFORD ERIN ELIZABETH	NEW ORLEANS, LA	ORAL ARGUMENT 5TH CIRCUIT COURT OF APPEALS	379	GEN
SANDERS MARVIN L	PORTLAND, OR	NATIONAL CRIME VICTIM LAW CONFERENCE	1,864	FED

**OUT-OF-STATE TRAVEL
FISCAL YEAR 2021**

Attorney General (070-00)

Name of Agency

Note: All expenditures recorded on this form must be totaled and said total must agree with the out-of-state travel amount indicated for FY 2019 on Form Mbr-1, line 1.A.2.b.

Employee's Name	Destination	Purpose	Travel Cost	Funding Source
SECOY CRYSTAL UTLEY	DENVER, CO	NAAG ANTITRUST SEMINAR	1,454	GEN
SECOY CRYSTAL UTLEY	OMAHA, NE	FTC PANEL ON ENFORCEMENT IN THE 21ST CENTURY	830	GEN
SMITH BRAD ALAN	WASHINGTON, DC	AGACL CONFERENCE	2,033	GEN
SMITH BRAD ALAN	WASHINGTON, DC	ORAL ARGUMENT AT THE US SUPREME COURT	2,706	GEN
SMITH JOHN WAYNE	SLIDELL, LA	GULF COAST ELDER ABUSE CONFERENCE	550	FED
SPRADLING WILLIAM J	SAN DIEGO, CA	NAMFCU 101	1,804	FED/OTH
SPRADLING WILLIAM J	COLUMBIA, SC	FC105 FINANCIAL RECORDS EXAMINATION & ANALYSIS COU	1,076	FED/OTH
SPRADLING WILLIAM J	ST. LOUIS, MO	102B MEDICAID FRAUD TRAINING	900	FED/OTH
SPRADLING WILLIAM J	BATON ROUGE, LA	MS/LA MEDICAID FRAUD JOINT TRAINING CONFERENCE	462	FED/OTH
SPRADLING WILLIAM J	AUSTIN, TX	ACFE FRAUD CONFERENCE	1,398	FED/OTH
STATHAM RONALD J	BATON ROUGE, LA	MS/LA MEDICAID FRAUD JOINT TRAINING CONFERENCE	498	FED/OTH
STEWART JEFFREY B	NEW ORLEANS, LA	NAMFCU RESIDENT ABUSE TRAINING PROGRAM	1,225	FED/OTH
STEWART JEFFREY B	BATON ROUGE, LA	MS/LA MEDICAID FRAUD JOINT TRAINING CONFERENCE	609	FED/OTH
TATE PERRY SR	PORTLAND, OR	NATIONAL CRIME VICTIM LAW CONFERENCE	1,849	FED
TYSON TREASURE	SAN DIEGO, CA	NAMFCU CONFERENCE	1,549	FED/OTH
WADE ROGER STANLEY	DALLAS, TX	CONFERENCE ON CRIMES AGAINST WOMEN	965	FED
WAGNER HEATHER PHILO	PITTSBURGH, PA	IACP FIRST LINE SUPERVISOR TRAINING ON VIOLENCE AG	1,425	FED
WALKER AMY WOODRUFF	SAVANNAH, GA	NATL ASSOC OF CVC BOARD	1,154	GEN
WARD GARLAND J	NEW ORLEANS, LA	NAMFCU RESIDENT ABUSE TRAINING PROGRAM	983	FED/OTH
WARD GARLAND J	BATON ROUGE, LA	MS/LA MEDICAID FRAUD JOINT TRAINING CONFERENCE	498	FED/OTH
WARD GARLAND J	COLUMBUS, OH	MEDICAID FRAUD 102A	1,403	FED/OTH
WARD GYPSI ROXANNE	DALLAS, TX	CONFERENCE ON CRIMES AGAINST WOMEN	1,020	FED
WARE LARRY D	STOCKBRIDGE, GA	AMERICAN INTERNATIONAL INSTITUTE OF POLYGRAPH	2,000	GEN
WATKINS CHRISTOPHER DION	PHILADELPHIA, PA	102A MEDICAID FRAUD TRAINING	1,443	FED/OTH
WATKINS CHRISTOPHER DION	BATON ROUGE, LA	MS/LA MEDICAID FRAUD JOINT TRAINING CONFERENCE	590	FED/OTH

**OUT-OF-STATE TRAVEL
FISCAL YEAR 2021**

Attorney General (070-00)

Name of Agency

Note: All expenditures recorded on this form must be totaled and said total must agree with the out-of-state travel amount indicated for FY 2019 on Form Mbr-1, line 1.A.2.b.

Employee's Name	Destination	Purpose	Travel Cost	Funding Source
WHITLEY ONETTA STARLING	LAS VEGAS, NV	NAAG CHIEF DEPUTIES CONFERENCE	638	GEN
WIGGINS BRIDGETTE W	HOUSTON, TX	2018 NAAG CONSUMER PROTECTION FALL CONFERENCE	1,410	GEN
WIGGINS BRIDGETTE W	BALTIMORE, MD	2018 NAAG/NASCO CONFERENCE	550	GEN
WIGGINS BRIDGETTE W	WASHINGTON, DC	NAAG SPRING CONSUMER PROTECTION SEMINAR	1,860	GEN
WIGGINS BRIDGETTE W	BOSTON, MA	PREDATORY STUDENT LENDING	741	GEN
WIGGINS BRIDGETTE W	WASHINGTON, DC	USTELECOM ROBOCALL PREVENTION EVENTS	1,573	GEN
WILLIAMS ANGELA ADAMS	DALLAS, TX	CRIMES AGAINST CHILDREN'S CONFERENCE	905	FED
WILLIAMS ANGELA ADAMS	ARLINGTON, VA	ICAC COMMANDER'S MEETING	1,538	FED
WILLIAMS ANGELA ADAMS	SAN ANTONIO, TX	ICAC COMMANDER'S MEETING	1,200	FED
WILLIAMS ANGELA ADAMS	RALEIGH, NC	ICAC COMMANDER'S MEETING	1,088	FED
WILLIAMS JOHN CHADWICK	NEW ORLEANS, LA	5TH CIRCUIT COURT OF APPEALS	604	GEN
WISEMAN PARKER YOUNG	NEW ORLEANS, LA	NAMFCU RESIDENT ABUSE TRAINING PROGRAM	1,183	FED/OTH
WISEMAN PARKER YOUNG	MONTGOMERY, AL	MEDICAID FRAUD 101	690	FED/OTH
WRIGHT ANTHONY T	NEW ORLEANS, LA	NAMFCU RESIDENT ABUSE TRAINING PROGRAM	983	FED/OTH
WRIGHT ANTHONY T	BATON ROUGE, LA	MS/LA MEDICAID FRAUD JOINT TRAINING CONFERENCE	1,006	FED/OTH
WYATT CAMALA CORLEY	SPOKANE, WA	NATL ASSOC OF PROSECUTOR COORDINATORS	1,150	GEN
WYATT CAMALA CORLEY	DENVER, CO	NAGTRI NATL ADVISORY BOARD MEETING	50	GEN
WYATT CAMALA CORLEY	ST. LOUIS, MO	NAPC HIRING COMMITTEE/BOARD MEETING	798	GEN
WYATT CAMALA CORLEY	PHOENIX, AZ	NAPC WINTER CONFERENCE	1,335	GEN
WYATT CAMALA CORLEY	BIRMINGHAM, AL	REGIONAL MTG WITH ALABAMA PROSECUTION	585	GEN
WYATT CAMALA CORLEY	WASHINGTON, DC	NAPC BOARD OF DIRECTORS MEETING/NDAA CAPITAL CONF.	1,843	GEN
WYATT CAMALA CORLEY	PERDIDO BEACH, AL	ALABAMA DA/ADA MEETING	463	GEN
YOUNG NORMAN L	NEW ORLEANS, LA	NAMFCU RESIDENT ABUSE TRAINING PROGRAM	1,324	FED/OTH
YOUNG NORMAN L	BATON ROUGE, LA	MS/LA MEDICAID FRAUD JOINT TRAINING CONFERENCE	528	FED/OTH
Total Out of State Cost			\$ 216,083	

FEES, PROFESSIONAL AND OTHER SERVICES

Attorney General (070-00)

Name of Agency

TYPE OF FEE AND NAME OF VENDOR	Retired w/ PERS	(1) Actual Expenses FY Ending June 30, 2019	(2) Estimated Expenses FY Ending June 30, 2020	(3) Requested Expenses FY Ending June 30, 2021	Fund Source
61600000 INTER-AGENCY FEES					
DEPARTMENT OF FINANCE AND ADMINISTR/MMRS					
<i>Comp. Rate: \$9,382/per quarter</i>		37,530	73,840	73,840	GEN
DEPARTMENT OF FINANCE AND ADMINISTR/State Airplane					
<i>Comp. Rate: \$1,265/per hour</i>		4,649	4,000	4,000	GEN
INFORMATION TECHNOLOGY SERVICES/Line & WAN					
<i>Comp. Rate: State Usage Charge</i>		3,210	3,400	3,400	GEN FED OTH
OFFICE OF THE STATE AUDITOR/Audit Testwork/Single Audit					
<i>Comp. Rate: \$35/hour</i>		48	80	80	GEN
Total 61600000 INTER-AGENCY FEES		45,437	81,320	81,320	
61610000 CONTRACT WORKER PAYROLL					
ALLEN BRADY/Law Clerk					
<i>Comp. Rate: 15/hour</i>		11,318			FED OTH
ARMSTRONG ALEXIS/Legal Intern					
<i>Comp. Rate: 12/hour</i>		1,542			GEN
BALL PHILLIP/FDA Minor - Inspections					
<i>Comp. Rate: 10/hour</i>		610			FED
BANKS ALEXIS/Legal Intern					
<i>Comp. Rate: 17.32/hour</i>		1,524			GEN
BANKS RUBEN/FDA Minor - Inspections					
<i>Comp. Rate: 10/hour</i>		923			FED
BARFIELD WILLIAM/Legal Intern					
<i>Comp. Rate: 10/hour</i>		1,600			GEN
BASKIN BETHANY/A & T Minor - Inspections					
<i>Comp. Rate: 10/hour</i>		300			OTH
BENNETT ERIC/Legal Intern					
<i>Comp. Rate: 10/hour</i>		400			GEN
BIRMINGHAM TIMOTHY/A & T Minor - Inspections					
<i>Comp. Rate: 10/hour</i>		108			OTH
BIRMINGHAM TIMOTHY/FDA Minor - Inspections					
<i>Comp. Rate: 10/hour</i>		5,650			FED
BISHOP VICTOR/Legal Intern					
<i>Comp. Rate: 10/hour</i>		2,440			GEN
BLAIR WARREN/Legal Intern					
<i>Comp. Rate: 12/hour</i>		2,268			GEN
BROWN CHELSI/Intern					
<i>Comp. Rate: 9/hour</i>		1,602			GEN
BROWN ELIJAH/A & T Minor - Inspections					
<i>Comp. Rate: 10/hour</i>		95			OTH
BURNHAM CINDY/Contract Worker					
<i>Comp. Rate: 23.93/hour</i>	Y	24,768			GEN
BURSE CHRISTINA/Intern					
<i>Comp. Rate: 10/hour</i>		694			GEN

FEES, PROFESSIONAL AND OTHER SERVICES

Attorney General (070-00)

Name of Agency

TYPE OF FEE AND NAME OF VENDOR	Retired w/ PERS	(1) Actual Expenses FY Ending June 30, 2019	(2) Estimated Expenses FY Ending June 30, 2020	(3) Requested Expenses FY Ending June 30, 2021	Fund Source
CARTER PHILLIP/Contract Worker <i>Comp. Rate: 50/hour</i>	Y	40,570			GEN
CASADOS DANIEL/A & T Minor - Inspections <i>Comp. Rate: 10/hour</i>		800			OTH
CHAMBERS ADRIANNA/FDA Minor - Inspections <i>Comp. Rate: 10/hour</i>		228			FED
CLEVELAND TERRANCE/A & T Minor - Inspections <i>Comp. Rate: 10/hour</i>		490			OTH
CLEVELAND TONY JR/A & T Minor - Inspections <i>Comp. Rate: 10/hour</i>		2,138			OTH
COX COLBY/FDA Minor - Inspections <i>Comp. Rate: 10/hour</i>		2,655			FED
DAVIS DURAN/Contract Worker <i>Comp. Rate: 15/hour</i>		22,959			GEN
DELOACH GARRET/A & T Minor - Inspections <i>Comp. Rate: 10/hour</i>		945			OTH
DUFF MARGARET/Legal Intern <i>Comp. Rate: 10/hour</i>		1,620			GEN
ECHOLS DONNA/Contract Worker <i>Comp. Rate: 75/hour</i>		37,650			GEN
ECKFORD MAUDINE/Contract Worker <i>Comp. Rate: 45/hour</i>	Y	9,395			GEN
ELLIS KATELYN/A & T Minor - Inspections <i>Comp. Rate: 10/hour</i>		545			OTH
ELLIS KATELYN/FDA Minor - Inspections <i>Comp. Rate: 10/hour</i>		395			FED
EMFINGER JUSTIN/A & T Minor - Inspections <i>Comp. Rate: 10/hour</i>		3,528			OTH
FAULKNER LAKEITH/Legal Intern <i>Comp. Rate: 10/hour</i>		2,240			GEN
FINKLEA AUBREY/FDA Minor - Inspections <i>Comp. Rate: 10/hour</i>		1,410			FED
FLOWERS NOAH/FDA Minor - Inspections <i>Comp. Rate: 10/hour</i>		1,600			FED
GLASS JALEN/A & T Minor - Inspections <i>Comp. Rate: 10/hour</i>		2,825			OTH
GORE BILLY/Contract Worker <i>Comp. Rate: 50/hour</i>	Y	40,897			GEN
HALL KELSIE/A & T Minor - Inspections <i>Comp. Rate: 10/hour</i>		168			OTH
HALL KELSIE/FDA Minor - Inspections <i>Comp. Rate: 10/hour</i>		1,485			FED
HARRIS AALEAH/A & T Minor - Inspections <i>Comp. Rate: 10/hour</i>		360			OTH
HAYES LEYSER/Contract Worker <i>Comp. Rate: 45/hour</i>	Y	21,953			GEN

FEES, PROFESSIONAL AND OTHER SERVICES

Attorney General (070-00)

Name of Agency

TYPE OF FEE AND NAME OF VENDOR	Retired w/ PERS	(1) Actual Expenses FY Ending June 30, 2019	(2) Estimated Expenses FY Ending June 30, 2020	(3) Requested Expenses FY Ending June 30, 2021	Fund Source
HENRY JOHN/Contract Worker <i>Comp. Rate: 45/hour</i>	Y	13,455			GEN
HUSSAIN HAMZA/Legal Intern <i>Comp. Rate: 12/hour</i>		1,818			GEN
JOHNSON KANESHA/Law Clerk <i>Comp. Rate: 15/hour</i>		13,179			FED OTH
JOHNSON SYLVESTER/A & T Minor - Inspections <i>Comp. Rate: 10/hour</i>		435			OTH
JOHNSON TYRONE/A & T Minor - Inspections <i>Comp. Rate: 10/hour</i>		276			OTH
KERSH KELLY/Contract Worker <i>Comp. Rate: 30/hour</i>		62,160			GEN FED OTH
KLINGFUSS JEFFREY/Contract Worker <i>Comp. Rate: 45/hour</i>	Y	35,590			GEN
KRAJEWSKI KATIE/A & T Minor - Inspections <i>Comp. Rate: 10/hour</i>		300			OTH
LACOUR CHRISTALIN/Intern <i>Comp. Rate: 10/hour</i>		4,518			GEN
LEE DAKOTA/FDA Minor - Inspections <i>Comp. Rate: 10/hour</i>		1,230			FED
LEE MIA/FDA Minor - Inspections <i>Comp. Rate: 10/hour</i>		610			FED
LOWERY CHASE/FDA Minor - Inspections <i>Comp. Rate: 10/hour</i>		210			FED
LUCIUS ANNA/A & T Minor - Inspections <i>Comp. Rate: 10/hour</i>		843			OTH
LUSK SARAH/Contract Worker <i>Comp. Rate: 38/hour</i>	Y	7,370			GEN
MARSHALL PATRICIA/Contract Worker <i>Comp. Rate: 50/hour</i>	Y	49,177			GEN
MERIDETH PHILIP/Intern <i>Comp. Rate: 10/hour</i>		1,750			GEN
MILES JUSTIN/A & T Minor - Inspections <i>Comp. Rate: 10/hour</i>		4,950			OTH
MITCHELL ELLIS/Contract Worker <i>Comp. Rate: 50/hour</i>	Y	17,175			GEN
MOORE CHARLES/Intern <i>Comp. Rate: 9/hour</i>		1,278			GEN
PARTRIDGE REESE/Contract Worker <i>Comp. Rate: 45/hour</i>	Y	3,482			GEN
PAYTON JAYLAN/A & T Minor - Inspections <i>Comp. Rate: 10/hour</i>		495			OTH
PEPPER ELISABETH/Legal Intern <i>Comp. Rate: 13.85/hour</i>		1,108			GEN
PETTIT EMILY/A & T Minor - Inspections					

FEES, PROFESSIONAL AND OTHER SERVICES

Attorney General (070-00)

Name of Agency

TYPE OF FEE AND NAME OF VENDOR	Retired w/ PERS	(1) Actual Expenses FY Ending June 30, 2019	(2) Estimated Expenses FY Ending June 30, 2020	(3) Requested Expenses FY Ending June 30, 2021	Fund Source
Comp. Rate: 10/hour PHELPS THOMAS/A & T Minor - Inspections		1,543			OTH
Comp. Rate: 10/hour POWERS KASEY/Intern		45			OTH
Comp. Rate: 9/hour PRATER JENNIFER/Legal Intern		1,130			GEN
Comp. Rate: 10/hour PUMPHREY JAMES/A & T Minor - Inspections		2,075			GEN
Comp. Rate: 10/hour REJEBIAN MICHAEL/Contract Worker		1,135			OTH
Comp. Rate: 81.25/hour SANDERS ANIYA/A & T Minor - Inspections		12,188			GEN
Comp. Rate: 10/hour SCOTT IAN/A & T Minor - Inspections		1,565			OTH
Comp. Rate: 10/hour SHEPPARD KALEB/FDA Minor - Inspections		325			OTH
Comp. Rate: 10/hour SIMS TEASIA/A & T Minor - Inspections		1,035			FED
Comp. Rate: 10/hour SIMS TONNA/A & T Minor - Inspections		670			OTH
Comp. Rate: 10/hour SNYDER EDWIN/Contract Worker	Y	800			OTH
Comp. Rate: 50/hour SPENCER ROBERT/Contract Worker	Y	16,137			GEN
Comp. Rate: 50/hour TARLETON GRANT/Legal Intern	Y	2,800			GEN
Comp. Rate: 12/hour THOMAS DONNA/Contract Worker		2,010			GEN
Comp. Rate: 15.75/hour THOMAS JEDARYUS/FDA Minor - Inspections	Y	16,081			GEN
Comp. Rate: 10/hour THOMAS MALIYAH/FDA Minor - Inspections		3,105			FED
Comp. Rate: 10/hour THOMAS MAYKALA/FDA Minor - Inspections		130			FED
Comp. Rate: 10/hour THOMPSON DESTINEE/FDA Minor - Inspections		3,255			FED
Comp. Rate: 10/hour TIBERG AKIERA/A & T Minor - Inspections		3,258			FED
Comp. Rate: 10/hour TOWNSEND JAKAYLA/FDA Minor - Inspections		2,093			OTH
Comp. Rate: 10/hour TUCKER AUSTIN/A & T Minor - Inspections		1,278			FED
Comp. Rate: 10/hour TUCKER CHEYENNE/A & T Minor - Inspections		90			OTH
Comp. Rate: 10/hour TURNER CORDELIA/Contract Worker		925			OTH

FEES, PROFESSIONAL AND OTHER SERVICES

Attorney General (070-00)

Name of Agency

TYPE OF FEE AND NAME OF VENDOR	Retired w/ PERS	(1) Actual Expenses FY Ending June 30, 2019	(2) Estimated Expenses FY Ending June 30, 2020	(3) Requested Expenses FY Ending June 30, 2021	Fund Source
<i>Comp. Rate: 25/hour</i>	Y	26,000			GEN
VEDANARAYANAN VIVEK/Legal Intern					
<i>Comp. Rate: 10/hour</i>		800			GEN
WALKER WILLAIM/Contract Worker					
<i>Comp. Rate: 12/hour</i>		4,704			GEN
WEAVER WILLIAM/A & T Minor - Inspections					
<i>Comp. Rate: 10/hour</i>		1,373			OTH
WHITE MARVIN/Contract Worker					
<i>Comp. Rate: 45/hour</i>	Y	12,250			GEN
WIGGINS KRISTIAN/Intern					
<i>Comp. Rate: 10/hour</i>		870			GEN
WIGGINS TYLER/A & T Minor - Inspections					
<i>Comp. Rate: 10/hour</i>		1,168			OTH
WILSON BRANDON/Legal Intern					
<i>Comp. Rate: 10/hour</i>		2,118			GEN
WILSON TAKYIA/A & T Minor - Inspections					
<i>Comp. Rate: 10/hour</i>		55			OTH
WILSON TATANISHA/A & T Minor - Inspections					
<i>Comp. Rate: 10/hour</i>		540			OTH
WILSON TYLER/A & T Minor - Inspections					
<i>Comp. Rate: 10/hour</i>		490			OTH
WOLFE TORI/A & T Minor - Inspections					
<i>Comp. Rate: 10/hour</i>		250	598,400	598,400	OTH
Total 61610000 CONTRACT WORKER PAYROLL		598,398	598,400	598,400	
61625000 CONTRACT WORKER PAYROLL MATCHING AMOUNTS					
CONTRACT WORKER PAYROLL MATCHING/FICA Match					
<i>Comp. Rate: Set by Govt</i>		97,710	97,800	97,800	GEN FED OTH
Total 61625000 CONTRACT WORKER PAYROLL MATCHING AMOUNTS		97,710	97,800	97,800	
61670000 LEGAL AND RELATED SERVICES					
ALPHA REPORTING CORPORATION/Court Reporter					
<i>Comp. Rate: \$3.25/page</i>		40			GEN
BANCORPSOUTH SUBPOENAS-CDO LEGAL					
<i>Comp. Rate: \$20/hour research fee</i>		240			GEN FED OTH
BANKPLUS - RIDGELAND 400 CONCOURSE STE 200/Records					
<i>Comp. Rate: \$22/hour research fee</i>		137			GEN
BECKER GALLAGHER LEGAL PUB INC 8790 GOVERNOR'S					
<i>Comp. Rate: \$3.20/page</i>		1,769			GEN
BOND CHERIE G/Court Reporter					
<i>Comp. Rate: \$3.25/page</i>		1,535			GEN
BROOKS COURT REPORTING INC/Court Reporter					
<i>Comp. Rate: \$200/per appearance \$3.25/page</i>		12,483			GEN

FEES, PROFESSIONAL AND OTHER SERVICES

Attorney General (070-00)

Name of Agency

TYPE OF FEE AND NAME OF VENDOR	Retired w/ PERS	(1) Actual Expenses FY Ending June 30, 2019	(2) Estimated Expenses FY Ending June 30, 2020	(3) Requested Expenses FY Ending June 30, 2021	Fund Source
CALHOUN CTY CHANCERY CLERK/Copy of Court File <i>Comp. Rate: 50 cents/page</i>			224		GEN
CANDICE SIMMONS CRANE/Court Reporter <i>Comp. Rate: \$3.25/page</i>			921		GEN
CHILDRENS MEDICAL GROUP/Records for Court <i>Comp. Rate: \$20/per medical record</i>			20		GEN
CIOX HEALTH/Records for Court <i>Comp. Rate: \$14/hour .15/page</i>			152		GEN
CITE LLC/Court Reporter <i>Comp. Rate: \$250/day appearance fee</i>			250		GEN
CITIZENS BANK/Records for Court <i>Comp. Rate: \$5.00/per stmt \$1.00/page</i>			203		GEN
COMMUNITY BANK OF MISSISSIPPI/Records for Court <i>Comp. Rate: \$20/hour \$6.00/per CD</i>			11		FED OTH
DAVIS TODD J DAVIS COURT REPORTING LLC/Court <i>Comp. Rate: \$3.25/page transcript fee</i>			945		GEN
DEVILLE CAMERA & VIDEO INC/Enlarge Exhibit for Court <i>Comp. Rate: \$80.00/each</i>			80		GEN
DILLEY , MARY K/Court Reporter <i>Comp. Rate: \$2.40/page</i>			89		FED OTH
DON BARRETT, PA BARRETT LAW GROUP, P.A./US Corps of <i>Comp. Rate: attorney expenses</i>			25,000		OTH
EMM INC/Court Reporter <i>Comp. Rate: \$3.25/page transcript fee</i>			8,072		GEN
FIRST SOUTHERN BANK/Records for Court <i>Comp. Rate: \$.25/page \$14.00/hour research</i>			143		GEN
FRED W. JESKE - US DISTRICT COURT/Court Reporter <i>Comp. Rate: \$.90/page</i>			95		GEN
GARY D. WILSON/Tobacco Litigation <i>Comp. Rate: \$300/hour blended rate</i>			1,500		GEN
GLORIA N. CLARK/Court Reporter <i>Comp. Rate: \$3.20/page</i>			295		GEN
GREENE CTY CIRCUIT CLERK/Records for Court <i>Comp. Rate: \$1.00/page \$1.00/per certificate</i>			24		GEN
GUARANTY BANK & TRUST/Records for Court <i>Comp. Rate: \$20/hour research \$6.00/per CD</i>			100		GEN FED OTH
HANCOCK BANK - GULFPORT CORPORATE TRUST <i>Comp. Rate: \$22/hour research .25/page</i>			55		GEN
HINDS CTY CIRCUIT CLERK/Records for Court <i>Comp. Rate: \$13/per document</i>			13		GEN
HORNE DANETTE/Court Reporter <i>Comp. Rate: \$3.20/page</i>			2,529		GEN
KATHRYN H. BOYER/Documents for Court <i>Comp. Rate: \$4.00/page transcript copy</i>			1,018		GEN
KEESLER FEDERAL CREDIT UNION/Documents for Court					

FEES, PROFESSIONAL AND OTHER SERVICES

Attorney General (070-00)

Name of Agency

TYPE OF FEE AND NAME OF VENDOR	Retired w/ PERS	(1) Actual Expenses FY Ending June 30, 2019	(2) Estimated Expenses FY Ending June 30, 2020	(3) Requested Expenses FY Ending June 30, 2021	Fund Source
Comp. Rate: \$20/hour research LESLIE C TANNEHILL, JR./Documents for Court		105			GEN
Comp. Rate: \$55/for transcript MARGARET LYNN BROWN FAIR/Documents for Court		55			GEN
Comp. Rate: \$198/for transcript MAUREEN LENORE CONDIC/Expert-JWHO v Currier Case		198			GEN
Comp. Rate: \$400/hour MEDSOUTH MANAGEMENT INC/Documents for Court		1,800			GEN
Comp. Rate: \$37/photo copy \$25/certification MENDELSON DUNLEAVY PC/Patent Services		67			GEN
Comp. Rate: \$325/hour MERCHANTS & MARINE BANK/Documents for Court		12,913			OTH
Comp. Rate: \$20/hour research MS METHODIST HOSP & REHAB CTR METHODIST REHAB		95			GEN
Comp. Rate: \$9.00/per record OFFICE OF THE CITY CLERK ATTN:OPEN RECORDS		9			GEN
Comp. Rate: \$15/per record \$1.00/certified PHELPS DUNBAR LLP/Legal Services		49			GEN
Comp. Rate: \$340/hour blended rate PRIORITYONE BANK P O BOX 516/Documents for Court		35,506			OTH
Comp. Rate: \$22/hour research PROVIDENCE COURT REPORTING, LLC/Court Reporter		294			GEN
Comp. Rate: \$3.30/page REGIONS BANK SUBPOENA GROUP-LEGAL		3,015			GEN
Comp. Rate: \$34/hour research fee RUTH ANN PATRICK/Court Reporter		68			GEN
Comp. Rate: \$2.40/page SHARRON ALLEN & ASSOCS INC/Court Reporter		118			GEN
Comp. Rate: \$3.45/page \$100/day appearance fee SHERRI PENNY - US DISTRICT COURT/Court Reporter		3,747			GEN OTH
Comp. Rate: \$4.85/page SMITH KIMBERLY P/Court Reporter		298			GEN
Comp. Rate: \$3.40/page transcript STATE BANK & TRUST COMPANY/Documents for Court		160			GEN
Comp. Rate: \$50/hour research \$.20/per copy STEGALL EARL/STEGALL NOTARY/Notary Kit		279			GEN
Comp. Rate: \$143/per notary kit STEWART ROBIN MICHELLE/Court Reporter		1,231			GEN FED OTH
Comp. Rate: \$3.20/page \$200/day appearance fee TERI NORTON - US DISTRICT COURT/Court Reporter		1,236			GEN
Comp. Rate: \$3.65/page THE JACKSON CLINIC PA/Records for Court		142			GEN
Comp. Rate: \$52/per medical record TRUSTMARK NATL BANK-JACKSON ATTN:LEGAL		52			GEN
Comp. Rate: \$5.00/per statement		223			GEN

FEES, PROFESSIONAL AND OTHER SERVICES

Attorney General (070-00)

Name of Agency

TYPE OF FEE AND NAME OF VENDOR	Retired w/ PERS	(1) Actual Expenses FY Ending June 30, 2019	(2) Estimated Expenses FY Ending June 30, 2020	(3) Requested Expenses FY Ending June 30, 2021	Fund Source
VERITEXT CORP VERITEXT CHICAGO REPORTING <i>Comp. Rate: \$228/day attendance \$95/per Exhibit</i>		1,566			GEN
WOOTTON AMANDA/Court Reporter <i>Comp. Rate: \$210/per transcript</i>		210			GEN
WREN ESTELLA/Court Reporter <i>Comp. Rate: \$3.25/page</i>		1,690	198,100	198,100	GEN
Total 61670000 LEGAL AND RELATED SERVICES		123,069	198,100	198,100	
61680000 MEDICAL SERVICES					
AMANDA GUGLIANO/Medical Expert <i>Comp. Rate: \$250/hour</i>			9,053	9,053	GEN
MISS BAPTIST MEDICAL CENTER/Wellness Program <i>Comp. Rate: \$12,900/annual fee</i>		12,960	12,960	12,960	GEN
SCALES BIOLOGICAL LABORATORY/Lab & DNA Testing <i>Comp. Rate: \$200/per sample</i>		6,885	6,885	6,885	GEN FED OTH
STORER ROBERT M DBA PSYCHOLOGICAL <i>Comp. Rate: \$200/hour</i>		12,350	10,000	10,000	GEN
TIMOTHY S MARTINEZ/Medical Expert <i>Comp. Rate: \$225/hour chart review</i>		11,700	5,000	5,000	FED OTH
UNIVERSITY OF MISSISSIPPI MEDICAL C/Investigator <i>Comp. Rate: \$190/per physical</i>		3,040	3,040	3,040	GEN FED OTH
WW INC WEIGHT WATCHERS/Wellness Program <i>Comp. Rate: \$141/per participant (12 Week Series)</i>		6,142	6,142	6,142	GEN
Total 61680000 MEDICAL SERVICES		53,077	53,080	53,080	
61685000 ENTERTAINERS/SPEAKERS FEES					
JOSEPH JONES J. O. JONES CONSULTING, LLC/Speaker- <i>Comp. Rate: \$500/per day</i>		500	500	500	GEN
NATIONAL LEGAL RESEARCH GROUP, INC./Speaker- <i>Comp. Rate: \$750/per day</i>		1,500	1,500	1,500	GEN
Total 61685000 ENTERTAINERS/SPEAKERS FEES		2,000	2,000	2,000	
61690000 FEES AND SERVICES-PROFESSIONAL FEES					
BELL TOMIKA L/Choctaw Compliance Coordinator <i>Comp. Rate: \$1,250/month</i>		15,000			GEN
CHARLES THOMAS RUBISOFF/Consulting Services - Opinions <i>Comp. Rate: \$40/hour</i>		3,960			GEN
COCKLE PRINTING CO. COCKLE LEGAL BRIEFS/Printing of <i>Comp. Rate: \$30.90/per Brief</i>		1,786			GEN
DALLAS PRINTING INC HARVEY DALLAS PRINTING & <i>Comp. Rate: \$.82/per guide</i>		2,039			GEN
DIRECTV INC/Satellite Services <i>Comp. Rate: \$76/month</i>		1,732			GEN
FLAKE DOROTHY IRENE/Victim Comp Records Review					

FEES, PROFESSIONAL AND OTHER SERVICES

Attorney General (070-00)

Name of Agency

TYPE OF FEE AND NAME OF VENDOR	Retired w/ PERS	(1) Actual Expenses FY Ending June 30, 2019	(2) Estimated Expenses FY Ending June 30, 2020	(3) Requested Expenses FY Ending June 30, 2021	Fund Source
<i>Comp. Rate: \$40/hour</i>		17,760			GEN
FUDGE INC DBA ASAP PRINTING & COPYING/Printing					
<i>Comp. Rate: \$17/per copy \$40/per exhibit</i>		1,129			GEN
J & J SPECIALTY ADVERTISING CO J L & JOAN W					
<i>Comp. Rate: \$55/Set up \$.87/per item blended</i>		385			GEN
JACKSON COMMUNICATIONS INC/Install Lights/Siren - State					
<i>Comp. Rate: \$540/Installation \$360/removal</i>		5,580			GEN
MS PRISON INDUSTRIES CORP/Printing AG Envelopes					
<i>Comp. Rate: .0558/per envelope</i>		975			GEN FED
MUSE MARKETING LLC/Design AG Table Throw					
<i>Comp. Rate: \$20/set up fee</i>		20			GEN
NICK STRICKLAND'S QUICK PRINT ALLIANCE BUSINESS					
<i>Comp. Rate: \$.15/per brochure</i>		771			FED
PARK DIETZ & ASSOCIATES, INC./Expert-mental health					
<i>Comp. Rate: \$450/hour</i>		7,650			GEN
PINNACLE PRINTING & COPYING IN/Document Scanning					
<i>Comp. Rate: \$.15/page \$.01/OCR \$.50/PDF</i>		16,158			GEN FED OTH
POSTAGE SAVERS INC/Opinion Outline Mailout					
<i>Comp. Rate: \$.49/per opinion item mailed</i>		935			GEN
PREMIERE PRINTING/Printing Catalog Envelopes					
<i>Comp. Rate: \$.16/per envelope</i>		1,551			GEN
SHRED-IT/Consumer Shredding Program					
<i>Comp. Rate: \$1,000/per day for shred truck</i>		1,000			GEN
SPENCER FRANK/Consulting Service - Opinions					
<i>Comp. Rate: \$40/hour</i>		5,960			GEN
TEMPSTAFF INC/Temporary Staffing					
<i>Comp. Rate: \$18.90/hour</i>		2,268			GEN
WALLEY DONNA NELSON/Victim Comp Records Review					
<i>Comp. Rate: \$35/hour</i>		10,281	96,950	96,950	GEN
Total 61690000 FEES AND SERVICES-PROFESSIONAL FEES		96,940	96,950	96,950	

61696000 FEES AND SERVICES - EXPENSE
REIMBURSEMENTS NO 1099

ADAMS SEDRIC C III/Domestic Violence Training					
<i>Comp. Rate: State Travel Rate</i>		168			FED
ADAMS WILLIAM BRENDON/Prosecutor Training Travel					
<i>Comp. Rate: State Travel Rate</i>		811			GEN
ADDISON JULIE HOWELL/Prosecutor Training Travel					
<i>Comp. Rate: State Travel Rate</i>		521			GEN
ALABAMA DISTRICT ATTORNEYS ASSOC/Prosecutor					
<i>Comp. Rate: \$450/per attendee</i>		425			GEN
ALABAMA DISTRICT ATTORNEYS ASSOC/Prosecutor					
<i>Comp. Rate: \$450/per attendee</i>		425			GEN
ALABAMA DISTRICT ATTORNEYS ASSOC/Prosecutor					
<i>Comp. Rate: \$450/per attendee</i>		425			GEN

FEES, PROFESSIONAL AND OTHER SERVICES

Attorney General (070-00)

Name of Agency

TYPE OF FEE AND NAME OF VENDOR	Retired w/ PERS	(1) Actual Expenses FY Ending June 30, 2019	(2) Estimated Expenses FY Ending June 30, 2020	(3) Requested Expenses FY Ending June 30, 2021	Fund Source
ALEXANDER EARNESTINE/Prosecutor Training Travel					
<i>Comp. Rate: State Travel Rate</i>			392		GEN
ALLEN ASHLEY RIDDLE/Prosecutor Training Travel					
<i>Comp. Rate: State Travel Rate</i>			872		GEN
AMIS RHONDA/Prosecutor Training Travel					
<i>Comp. Rate: State Travel Rate</i>			97		GEN
AMOS MARC D/Prosecutor Training Travel					
<i>Comp. Rate: State Travel Rate</i>			393		GEN
ANDERSON OLEN LLOYD/Prosecutor Training Travel					
<i>Comp. Rate: State Travel Rate</i>			42		GEN
ANGELA WALTERS/Witness Travel					
<i>Comp. Rate: State Travel Rate</i>			216		GEN
ARMISTEAD HUGH H/Prosecutor Training Travel					
<i>Comp. Rate: State Travel Rate</i>			301		GEN
ARRINGTON MYRON LAMAR JR/Prosecutor Training Travel					
<i>Comp. Rate: State Travel Rate</i>			574		GEN
AUSTIN DAVID J/Prosecutor Training Travel					
<i>Comp. Rate: State Travel Rate</i>			418		GEN
BAKER ALISON B/Prosecutor Training Travel					
<i>Comp. Rate: State Travel Rate</i>			696		GEN
BAKER IAN L/Prosecutor Training Travel					
<i>Comp. Rate: State Travel Rate</i>			94		GEN
BANKS JAMIE M/Prosecutor Training Travel					
<i>Comp. Rate: State Travel Rate</i>			729		GEN
BARRETT WILLIAM C/Prosecutor Training Travel					
<i>Comp. Rate: State Travel Rate</i>			295		GEN
BARTON GAIL/Prosecutor Training Travel					
<i>Comp. Rate: State Travel Rate</i>			474		GEN
BATES DEWITT T JR/Prosecutor Training Travel					
<i>Comp. Rate: State Travel Rate</i>			956		GEN
BELL LORI M/Prosecutor Training Travel					
<i>Comp. Rate: State Travel Rate</i>			237		GEN
BENSON JENNIFER RENE/Prosecutor Training Travel					
<i>Comp. Rate: State Travel Rate</i>			92		GEN
BERRY RYAN M/Prosecutor Training Travel					
<i>Comp. Rate: State Travel Rate</i>			439		GEN
BIERMAN LESLIE/Prosecutor Training Travel					
<i>Comp. Rate: State Travel Rate</i>			316		GEN
BITTICK PAMELA J/Prosecutor Training Travel					
<i>Comp. Rate: State Travel Rate</i>			538		GEN
BLALOCK CANDACE COOPER/Prosecutor Training Travel					
<i>Comp. Rate: State Travel Rate</i>			785		GEN
BLALOCK MARY L/Prosecutor Training Travel					
<i>Comp. Rate: State Travel Rate</i>			253		GEN
BOLAND MICHAEL A/Prosecutor Training Travel					
<i>Comp. Rate: State Travel Rate</i>			517		GEN

FEES, PROFESSIONAL AND OTHER SERVICES

Attorney General (070-00)

Name of Agency

TYPE OF FEE AND NAME OF VENDOR	Retired w/ PERS	(1) Actual Expenses FY Ending June 30, 2019	(2) Estimated Expenses FY Ending June 30, 2020	(3) Requested Expenses FY Ending June 30, 2021	Fund Source
BOWEN GARY PAUL/JDAI Travel					
<i>Comp. Rate: State Travel Rate</i>		167			OTH
BOWEN JONAS WESLEY/Prosecutor Training Travel					
<i>Comp. Rate: State Travel Rate</i>		332			GEN
BRAMLETT JOHN K JR/Prosecutor Training Travel					
<i>Comp. Rate: State Travel Rate</i>		1,246			GEN
BRANAN DEBRA PACE/Prosecutor Training Travel					
<i>Comp. Rate: State Travel Rate</i>		511			GEN
BRELAND MICHAEL W/Prosecutor Training Travel					
<i>Comp. Rate: State Travel Rate</i>		1,011			GEN
BRINKLEY LAUREL/Prosecutor Training Travel					
<i>Comp. Rate: State Travel Rate</i>		823			GEN
BROADWAY HOSPITALITY LLC MS NATCHEZ GRAND					
<i>Comp. Rate: State Travel Rate</i>		3,572			OTH
BROWN CHARLES BRUCE/Prosecutor Training Travel					
<i>Comp. Rate: State Travel Rate</i>		687			GEN
BROWN STEPHANIE A/Prosecutor Training Travel					
<i>Comp. Rate: State Travel Rate</i>		479			GEN
BUCKLEY BRYAN P/Prosecutor Training Travel					
<i>Comp. Rate: State Travel Rate</i>		1,298			GEN
BUFFINGTON JOHN ALAN/Prosecutor Training Travel					
<i>Comp. Rate: State Travel Rate</i>		290			GEN
BUNN CHARLES T III/Prosecutor Training Travel					
<i>Comp. Rate: State Travel Rate</i>		392			GEN
BURCH JAMES ELLIOT/Prosecutor Training Travel					
<i>Comp. Rate: State Travel Rate</i>		548			GEN
BURNS BRIAN K/Prosecutor Training Travel					
<i>Comp. Rate: State Travel Rate</i>		493			GEN
BURRELL MATTHEW D/Prosecutor Training Travel					
<i>Comp. Rate: State Travel Rate</i>		363			GEN
BYERS SHIRLEY C/Prosecutor Training Travel					
<i>Comp. Rate: State Travel Rate</i>		329			GEN
CAILLOUET JEFFREY W/Prosecutor Training Travel					
<i>Comp. Rate: State Travel Rate</i>		817			GEN
CALLAWAY BRYAN H/Prosecutor Training Travel					
<i>Comp. Rate: State Travel Rate</i>		803			GEN
CARTER C BRADLEY/Prosecutor Training Travel					
<i>Comp. Rate: State Travel Rate</i>		285			GEN
CARTER PHILLIP C/Opinions Division Travel					
<i>Comp. Rate: State Travel Rate</i>		453			GEN
CASTLE PAMELA L/Prosecutor Training Travel					
<i>Comp. Rate: State Travel Rate</i>		1,109			GEN
CHEESEMAN TAYLOR C/Prosecutor Training Travel					
<i>Comp. Rate: State Travel Rate</i>		146			GEN
CLIFFORD CARROL L IV/Prosecutor Training Travel					
<i>Comp. Rate: State Travel Rate</i>		322			GEN

FEES, PROFESSIONAL AND OTHER SERVICES

Attorney General (070-00)

Name of Agency

TYPE OF FEE AND NAME OF VENDOR	Retired w/ PERS	(1) Actual Expenses FY Ending June 30, 2019	(2) Estimated Expenses FY Ending June 30, 2020	(3) Requested Expenses FY Ending June 30, 2021	Fund Source
COLEMAN KASSIE A/Prosecutor Training Travel <i>Comp. Rate: State Travel Rate</i>			121		GEN
COLLINS GUYTON J/ICAC Affiliate Travel <i>Comp. Rate: State Travel Rate</i>			996		FED
COLLINS SHAMECA S/Prosecutor Training Travel <i>Comp. Rate: State Travel Rate</i>			525		GEN
COOPER TONY R/ICAC Affiliate Travel <i>Comp. Rate: State Travel Rate</i>			781		FED
CRAWFORD DAVID S/Prosecutor Training Travel <i>Comp. Rate: State Travel Rate</i>			755		GEN
CROOK NOEL D/Prosecutor Training Travel <i>Comp. Rate: State Travel Rate</i>			143		GEN
CROSBY DOUG S/Prosecutor Training Travel <i>Comp. Rate: State Travel Rate</i>			102		GEN
CUNNINGHAM HAZEL/Prosecutor Training Travel <i>Comp. Rate: State Travel Rate</i>			191		GEN
DAVIDSON PAMMIE P/Prosecutor Training Travel <i>Comp. Rate: State Travel Rate</i>			183		GEN
DEAR RALPH WILLIAM/Domestic Violence Training <i>Comp. Rate: State Travel Rate</i>			185		FED
DECAMP DALE CONRAD JR/Domestic Violence Training <i>Comp. Rate: State Travel Rate</i>			120		FED
DECKER JULIANNE F/Prosecutor Training Travel <i>Comp. Rate: State Travel Rate</i>			1,587		GEN
DENSON KEITH D/Prosecutor Training Travel <i>Comp. Rate: State Travel Rate</i>			523		GEN
DONALDSON JOHN/Prosecutor Training Travel <i>Comp. Rate: State Travel Rate</i>			595		GEN
DRAKE CARMEN N/Prosecutor Training Travel <i>Comp. Rate: State Travel Rate</i>			666		GEN
DUGGAN DAN W JR/Prosecutor Training Travel <i>Comp. Rate: State Travel Rate</i>			213		GEN
DYKES MICHAEL G/Prosecutor Training Travel <i>Comp. Rate: State Travel Rate</i>			712		GEN
EASTERLING MICHELLE D/Prosecutor Training Travel <i>Comp. Rate: State Travel Rate</i>			190		GEN
EDWARDS ANNIE MARSHALL/JDAI Travel <i>Comp. Rate: State Travel Rate</i>			151		OTH
EDWARDS CHARLES C/Prosecutor Training Travel <i>Comp. Rate: State Travel Rate</i>			253		GEN
ESKRIDGE MARY/JDAI Travel <i>Comp. Rate: State Travel Rate</i>			170		OTH
ESTES CARLEY/Prosecutor Training Travel <i>Comp. Rate: State Travel Rate</i>			90		GEN
EVANS BRIDGET/Prosecutor Training Travel <i>Comp. Rate: State Travel Rate</i>			486		GEN

FEES, PROFESSIONAL AND OTHER SERVICES

Attorney General (070-00)

Name of Agency

TYPE OF FEE AND NAME OF VENDOR	Retired w/ PERS	(1) Actual Expenses FY Ending June 30, 2019	(2) Estimated Expenses FY Ending June 30, 2020	(3) Requested Expenses FY Ending June 30, 2021	Fund Source
EVANS CHRISTOPHER/Prosecutor Training Travel <i>Comp. Rate: State Travel Rate</i>		406			GEN
FAIR TAMICKO R/Prosecutor Training Travel <i>Comp. Rate: State Travel Rate</i>		738			GEN
FERRINGTON PAMELA A/Prosecutor Training Travel <i>Comp. Rate: State Travel Rate</i>		809			GEN
FORD-JONES CAROLYN D/Prosecutor Training Travel <i>Comp. Rate: State Travel Rate</i>		520			GEN
FORTENBERRY JOSHUA P/Prosecutor Training Travel <i>Comp. Rate: State Travel Rate</i>		399			GEN
FRASER RAYMOND/Prosecutor Training Travel <i>Comp. Rate: State Travel Rate</i>		637			GEN
FRYE M AUSTIN/Prosecutor Training Travel <i>Comp. Rate: State Travel Rate</i>		1,934			GEN
G2 INVESTMENTS, LLC TOWNEPLACE SUITES BY <i>Comp. Rate: State Travel Rate</i>		3,885			GEN
GANESH INVESTMENTS LLC DBA: HAMPTON INN <i>Comp. Rate: State Travel Rate</i>		4,935			GEN
GARDNER SHEENA/JDAI Travel <i>Comp. Rate: State Travel Rate</i>		562			OTH
GAULT PAUL C/Prosecutor Training Travel <i>Comp. Rate: State Travel Rate</i>		261			GEN
GAYTEN CHANDRA CALHOUN/Prosecutor Training Travel <i>Comp. Rate: State Travel Rate</i>		1,155			GEN
GOODMAN SAMUEL/Prosecutor Training Travel <i>Comp. Rate: State Travel Rate</i>		535			GEN
GORDON MARVELL M/Prosecutor Training Travel <i>Comp. Rate: State Travel Rate</i>		289			GEN
GORE BILLY L/Criminal Division Travel <i>Comp. Rate: State Travel Rate</i>		62			GEN
GRAFTON JUSTIN F/Prosecutor Training Travel <i>Comp. Rate: State Travel Rate</i>		63			GEN
GRAVES CLAIRE/Prosecutor Training Travel <i>Comp. Rate: State Travel Rate</i>		146			GEN
GREENLEE J LANE/Prosecutor Training Travel <i>Comp. Rate: State Travel Rate</i>		701			GEN
GRIFFIN JOSEPH/Prosecutor Training Travel <i>Comp. Rate: State Travel Rate</i>		853			GEN
GRISHAM TIA F/JDAI Travel <i>Comp. Rate: State Travel Rate</i>		148			OTH
GUTHRIE JAMES K/Prosecutor Training Travel <i>Comp. Rate: State Travel Rate</i>		941			GEN
HAHN LAWRENCE E/Prosecutor Training Travel <i>Comp. Rate: State Travel Rate</i>		222			GEN
HALL JEFF/Prosecutor Training Travel <i>Comp. Rate: State Travel Rate</i>		404			GEN

FEES, PROFESSIONAL AND OTHER SERVICES

Attorney General (070-00)

Name of Agency

TYPE OF FEE AND NAME OF VENDOR	Retired w/ PERS	(1) Actual Expenses FY Ending June 30, 2019	(2) Estimated Expenses FY Ending June 30, 2020	(3) Requested Expenses FY Ending June 30, 2021	Fund Source
HARLESS LAUREN J/Prosecutor Training Travel <i>Comp. Rate: State Travel Rate</i>		540			GEN
HARLIN KIMBERLY/Prosecutor Training Travel <i>Comp. Rate: State Travel Rate</i>		905			GEN
HARRIS ARTHUR R/Prosecutor Training Travel <i>Comp. Rate: State Travel Rate</i>		229			GEN
HARRIS BEVERLY H/Prosecutor Training Travel <i>Comp. Rate: State Travel Rate</i>		407			GEN
HAWKINS ERIC/Prosecutor Training Travel <i>Comp. Rate: State Travel Rate</i>		158			GEN
HAWTHORNE DEMETRIUS GENET/Domestic Violence Training <i>Comp. Rate: State Travel Rate</i>		124			FED
HAYES ROBERT E JR/Prosecutor Training Travel <i>Comp. Rate: State Travel Rate</i>		928			GEN
HEDGLIN CARL JOHN/Prosecutor Training Travel <i>Comp. Rate: State Travel Rate</i>		853			GEN
HENNIS CHRISTOPHER D/Prosecutor Training Travel <i>Comp. Rate: State Travel Rate</i>		304			GEN
HERZOG JOHN L JR/Prosecutor Training Travel <i>Comp. Rate: State Travel Rate</i>		2,632			GEN
HH SOUTHAVEN HOTEL LLC HOLIDAY INN - SOUTHAVEN <i>Comp. Rate: State Travel Rate</i>		108			GEN
HOBBS MARCUS A/Domestic Violence Training <i>Comp. Rate: State Travel Rate</i>		122			FED
HODGES TAMETRICE E/Prosecutor Training Travel <i>Comp. Rate: State Travel Rate</i>		504			GEN
HOLCOMB CHRISTINA/Prosecutor Training Travel <i>Comp. Rate: State Travel Rate</i>		666			GEN
HOLIDAY ASHLEY/ICAC Affiliate Travel <i>Comp. Rate: State Travel Rate</i>		105			FED
HOLLAND JAMES E/Prosecutor Training Travel <i>Comp. Rate: State Travel Rate</i>		900			GEN
HOLLOWELL WAYNE DOUGLAS III/Prosecutor Training Travel <i>Comp. Rate: State Travel Rate</i>		304			GEN
HOLLY STEFANIE A/Prosecutor Training Travel <i>Comp. Rate: State Travel Rate</i>		181			GEN
HOPKINS LINDSEY M/Prosecutor Training Travel <i>Comp. Rate: State Travel Rate</i>		126			GEN
HOPPER WILLIAM A/Prosecutor Training Travel <i>Comp. Rate: State Travel Rate</i>		209			GEN
HORNE TOMMY S/Prosecutor Training Travel <i>Comp. Rate: State Travel Rate</i>		476			GEN
HOWARD LEE J/Prosecutor Training Travel <i>Comp. Rate: State Travel Rate</i>		663			GEN
HOWARD MICHAEL J/JDAI Travel <i>Comp. Rate: State Travel Rate</i>		178			OTH

FEES, PROFESSIONAL AND OTHER SERVICES

Attorney General (070-00)

Name of Agency

TYPE OF FEE AND NAME OF VENDOR	Retired w/ PERS	(1) Actual Expenses FY Ending June 30, 2019	(2) Estimated Expenses FY Ending June 30, 2020	(3) Requested Expenses FY Ending June 30, 2021	Fund Source
HUDSON COLLEN/Prosecutor Training Travel <i>Comp. Rate: State Travel Rate</i>		259			GEN
HUDSON JOHN N/JDAI Travel <i>Comp. Rate: State Travel Rate</i>		509			OTH
HUDSON TIMOTHY C/Prosecutor Training Travel <i>Comp. Rate: State Travel Rate</i>		415			GEN
HUNTER LORA E/Prosecutor Training Travel <i>Comp. Rate: State Travel Rate</i>		136			GEN
HUTCHINS REBECCA/Prosecutor Training Travel <i>Comp. Rate: State Travel Rate</i>		189			GEN
HUTTO BRAD M/Prosecutor Training Travel <i>Comp. Rate: State Travel Rate</i>		686			GEN
HYATT PLACE COLUMBUS/Witness Lodging <i>Comp. Rate: State Travel Rate</i>		178			GEN
JEFFREY FREDERICK/Prosecutor Training Travel-Speaker <i>Comp. Rate: State Travel Rate</i>		102			GEN
JEFFREY FREDERICK/Prosecutor Training Travel-Speaker <i>Comp. Rate: State Travel Rate</i>		88			GEN
JEX MICHAEL ZACHARY/Prosecutor Training Travel <i>Comp. Rate: State Travel Rate</i>		359			GEN
JOHNSON CARL LEE/Domestic Violence Training <i>Comp. Rate: State Travel Rate</i>		57			FED
JOHNSON MAURICE/Prosecutor Training Travel <i>Comp. Rate: State Travel Rate</i>		206			GEN
JOHNSON VERNITA KING/JDAI Travel <i>Comp. Rate: State Travel Rate</i>		138			OTH
JOHNSON W RICHARD/Prosecutor Training Travel <i>Comp. Rate: State Travel Rate</i>		232			GEN
JONES APRIL/Prosecutor Training Travel <i>Comp. Rate: State Travel Rate</i>		458			GEN
JONES ARIEL DINESHA/JDAI Travel <i>Comp. Rate: State Travel Rate</i>		162			OTH
JONES LINDSAY KLIMER/Prosecutor Training Travel <i>Comp. Rate: State Travel Rate</i>		256			GEN
JONES MARENA C/Prosecutor Training Travel <i>Comp. Rate: State Travel Rate</i>		226			GEN
JONES TIMOTHY HUTSON/Prosecutor Training Travel <i>Comp. Rate: State Travel Rate</i>		443			GEN
JONES TIMOTHY O/Prosecutor Training Travel <i>Comp. Rate: State Travel Rate</i>		1,543			GEN
JOSEF JASON M/Prosecutor Training Travel <i>Comp. Rate: State Travel Rate</i>		1,274			GEN
JOSEPH JONES/Prosecutor Training Travel-Speaker <i>Comp. Rate: State Travel Rate</i>		406			GEN
JUDGE RIA/Prosecutor Training Travel <i>Comp. Rate: State Travel Rate</i>		504			GEN

FEES, PROFESSIONAL AND OTHER SERVICES

Attorney General (070-00)

Name of Agency

TYPE OF FEE AND NAME OF VENDOR	Retired w/ PERS	(1) Actual Expenses FY Ending June 30, 2019	(2) Estimated Expenses FY Ending June 30, 2020	(3) Requested Expenses FY Ending June 30, 2021	Fund Source
KEELER BRIANA/Prosecutor Training Travel					
<i>Comp. Rate: State Travel Rate</i>		521			GEN
KILGORE STEVEN S/Prosecutor Training Travel					
<i>Comp. Rate: State Travel Rate</i>		691			GEN
KINGS YEMI L/Prosecutor Training Travel					
<i>Comp. Rate: State Travel Rate</i>		584			GEN
KIRK R ADAM/Prosecutor Training Travel					
<i>Comp. Rate: State Travel Rate</i>		364			GEN
KLINGFUSS JEFFREY A/Criminal Division Travel					
<i>Comp. Rate: State Travel Rate</i>		84			GEN
KLINGFUSS JEFFREY A/Prosecutor Training Travel					
<i>Comp. Rate: State Travel Rate</i>		418			GEN
KNOCHEL ROBERT J/Prosecutor Training Travel					
<i>Comp. Rate: State Travel Rate</i>		451			GEN
LANGFORD BRANDON/Prosecutor Training Travel					
<i>Comp. Rate: State Travel Rate</i>		327			GEN
LAWRENCE JAMES RICHARD/Prosecutor Training Travel					
<i>Comp. Rate: State Travel Rate</i>		345			GEN
LAWSON-CONWAY MAXINE/Prosecutor Training Travel					
<i>Comp. Rate: State Travel Rate</i>		476			GEN
LEMON MARY JANE/Prosecutor Training Travel					
<i>Comp. Rate: State Travel Rate</i>		486			GEN
LEWIS CAROLYN/Prosecutor Training Travel					
<i>Comp. Rate: State Travel Rate</i>		351			GEN
LOCKE BRENDA C/JDAI Travel					
<i>Comp. Rate: State Travel Rate</i>		1,776			OTH
LOCKRIDGE CHRISTOPHER D/Prosecutor Training Travel					
<i>Comp. Rate: State Travel Rate</i>		583			GEN
LOGAN CHIP/ICAC Affiliate Travel					
<i>Comp. Rate: State Travel Rate</i>		868			FED
LOVORN JUSTIN M/Prosecutor Training Travel					
<i>Comp. Rate: State Travel Rate</i>		289			GEN
MACK GRETA DENISE/Prosecutor Training Travel					
<i>Comp. Rate: State Travel Rate</i>		276			GEN
MADISON TONYA/Domestic Violence Training					
<i>Comp. Rate: State Travel Rate</i>		527			FED
MAGEE JERMAINE/Prosecutor Training Travel					
<i>Comp. Rate: State Travel Rate</i>		363			GEN
MAGEE-WOODS NATASHA ROSHAWN/Prosecutor Training					
<i>Comp. Rate: State Travel Rate</i>		385			GEN
MALONE AKILLIE/Prosecutor Training Travel					
<i>Comp. Rate: State Travel Rate</i>		1,025			GEN
MARSHALL PATRICIA B/Crime Prevention Division Travel					
<i>Comp. Rate: State Travel Rate</i>		5,300			GEN
MARTIN ALFRED L/JDAI Travel					
<i>Comp. Rate: State Travel Rate</i>		121			OTH

FEES, PROFESSIONAL AND OTHER SERVICES

Attorney General (070-00)

Name of Agency

TYPE OF FEE AND NAME OF VENDOR	Retired w/ PERS	(1) Actual Expenses FY Ending June 30, 2019	(2) Estimated Expenses FY Ending June 30, 2020	(3) Requested Expenses FY Ending June 30, 2021	Fund Source
MARTIN KATHRYN SCHNELLER/Prosecutor Training Travel					
<i>Comp. Rate: State Travel Rate</i>		538			GEN
MATTHEWS THOMAS M/Prosecutor Training Travel					
<i>Comp. Rate: State Travel Rate</i>		631			GEN
MAYES JOEY W/Prosecutor Training Travel					
<i>Comp. Rate: State Travel Rate</i>		1,572			GEN
MAYFIELD THOMAS R/Prosecutor Training Travel					
<i>Comp. Rate: State Travel Rate</i>		667			GEN
MCALPIN CHRISTOPHER TODD/Prosecutor Training Travel					
<i>Comp. Rate: State Travel Rate</i>		886			GEN
MCCOU KAYLON ALEXANDER/Prosecutor Training Travel					
<i>Comp. Rate: State Travel Rate</i>		638			GEN
MCILWAIN ERIC S/Prosecutor Training Travel					
<i>Comp. Rate: State Travel Rate</i>		587			GEN
MCNEIL JERRY W/Prosecutor Training Travel					
<i>Comp. Rate: State Travel Rate</i>		592			GEN
MEEKS HARDIE/ICAC Affiliate Travel					
<i>Comp. Rate: State Travel Rate</i>		984			FED
MITCHELL ELLIS JOHN III/Consumer Protection Travel					
<i>Comp. Rate: State Travel Rate</i>		301			GEN
MITCHELL ELLIS JOHN III/Prosecutor Training Travel					
<i>Comp. Rate: State Travel Rate</i>		251			GEN
MITCHELL KATIE/JDAI Travel					
<i>Comp. Rate: State Travel Rate</i>		184			OTH
MOBLEY BRIAN C/Domestic Violence Training					
<i>Comp. Rate: State Travel Rate</i>		73			FED
MONTGOMERY CHADWICK D/Prosecutor Training Travel					
<i>Comp. Rate: State Travel Rate</i>		411			GEN
MOORE JAMES LARRY/Prosecutor Training Travel					
<i>Comp. Rate: State Travel Rate</i>		808			GEN
MOORE ROBERT G JR/Prosecutor Training Travel					
<i>Comp. Rate: State Travel Rate</i>		179			GEN
MORRIS ROBERT R III/Prosecutor Training Travel					
<i>Comp. Rate: State Travel Rate</i>		97			GEN
MOULDS KATIE N/Prosecutor Training Travel					
<i>Comp. Rate: State Travel Rate</i>		540			GEN
MS BAND OF CHOCTAW INDIANS PEARL RIVER					
<i>Comp. Rate: State Travel Rate</i>		5,874			GEN
MUELLER THAD J/Prosecutor Training Travel					
<i>Comp. Rate: State Travel Rate</i>		417			GEN
MURRELL JAMIE R/Prosecutor Training Travel					
<i>Comp. Rate: State Travel Rate</i>		832			GEN
MYERS JONNI D/Prosecutor Training Travel					
<i>Comp. Rate: State Travel Rate</i>		500			GEN
NATL DISTRICT ATTORNEYS ASSOC/Prosecutor Training Reg					
<i>Comp. Rate: State Travel Rate</i>		250			GEN

FEES, PROFESSIONAL AND OTHER SERVICES

Attorney General (070-00)

Name of Agency

TYPE OF FEE AND NAME OF VENDOR	Retired w/ PERS	(1) Actual Expenses FY Ending June 30, 2019	(2) Estimated Expenses FY Ending June 30, 2020	(3) Requested Expenses FY Ending June 30, 2021	Fund Source
NATL DISTRICT ATTORNEYS ASSOC/Prosecutor Training Reg					
<i>Comp. Rate: State Travel Rate</i>		200			GEN
NEILSON PHILIP/Prosecutor Training Travel					
<i>Comp. Rate: State Travel Rate</i>		447			GEN
NELSON DWAYNE M/JDAI Travel					
<i>Comp. Rate: State Travel Rate</i>		223			OTH
NETTLES LASHONDA TRENNELL/Prosecutor Training Travel					
<i>Comp. Rate: State Travel Rate</i>		877			GEN
NEWMAN KATHRYN/Prosecutor Training Travel					
<i>Comp. Rate: State Travel Rate</i>		537			GEN
NOWELL LISA C/Prosecutor Training Travel					
<i>Comp. Rate: State Travel Rate</i>		499			GEN
NOWLAN JENNIFER/JDAI Travel					
<i>Comp. Rate: State Travel Rate</i>		352			OTH
NULL KEVIN/Prosecutor Training Travel					
<i>Comp. Rate: State Travel Rate</i>		29			GEN
NUNNERY HALEY/Prosecutor Training Travel					
<i>Comp. Rate: State Travel Rate</i>		146			GEN
OVERSTREET STACEY/JDAI Travel					
<i>Comp. Rate: State Travel Rate</i>		14			OTH
OVERTON JUAN E/Prosecutor Training Travel					
<i>Comp. Rate: State Travel Rate</i>		495			GEN
OWEN MITCHELL L/Prosecutor Training Travel					
<i>Comp. Rate: State Travel Rate</i>		1,210			GEN
PADGETT JEFF/Prosecutor Training Travel					
<i>Comp. Rate: State Travel Rate</i>		436			GEN
PARKER JOSEPH/Prosecutor Training Travel					
<i>Comp. Rate: State Travel Rate</i>		299			GEN
PARKER WILLIAM C/Prosecutor Training Travel					
<i>Comp. Rate: State Travel Rate</i>		356			GEN
PATTEN MICHAEL E/Prosecutor Training Travel					
<i>Comp. Rate: State Travel Rate</i>		396			GEN
PAYNE BOB/Prosecutor Training Travel					
<i>Comp. Rate: State Travel Rate</i>		423			GEN
PERKINS TAKIYAH H/Prosecutor Training Travel					
<i>Comp. Rate: State Travel Rate</i>		2,423			GEN
PHG BILOXI LLC DOUBLE TREE BY HILTON BILOXI/JDAI					
<i>Comp. Rate: State Travel Rate</i>		94			OTH
PICKETT MARY ANNE/Prosecutor Training Travel					
<i>Comp. Rate: State Travel Rate</i>		336			GEN
PLATO ASHLEY LYNN/ICAC Affiliate Travel					
<i>Comp. Rate: State Travel Rate</i>		1,312			FED
PORTER NEBRA E/Prosecutor Training Travel					
<i>Comp. Rate: State Travel Rate</i>		1,241			GEN
POSEY CHRISTOPHER M/Prosecutor Training Travel					
<i>Comp. Rate: State Travel Rate</i>		488			GEN

FEES, PROFESSIONAL AND OTHER SERVICES

Attorney General (070-00)

Name of Agency

TYPE OF FEE AND NAME OF VENDOR	Retired w/ PERS	(1) Actual Expenses FY Ending June 30, 2019	(2) Estimated Expenses FY Ending June 30, 2020	(3) Requested Expenses FY Ending June 30, 2021	Fund Source
POWELL CHRIS/Prosecutor Training Travel					
<i>Comp. Rate: State Travel Rate</i>		415			GEN
POWERS KASEY ALEXANDRA/Executive Division Travel					
<i>Comp. Rate: State Travel Rate</i>		66			GEN
REA ALLISON W/Prosecutor Training Travel					
<i>Comp. Rate: State Travel Rate</i>		81			GEN
READY JOHN DAMOND/Prosecutor Training Travel					
<i>Comp. Rate: State Travel Rate</i>		1,062			GEN
REED LANE B/Prosecutor Training Travel					
<i>Comp. Rate: State Travel Rate</i>		1,545			GEN
REESE KINO N/ICAC Affiliate Travel					
<i>Comp. Rate: State Travel Rate</i>		794			FED
RHODES MICHELLE/JDAI Travel					
<i>Comp. Rate: State Travel Rate</i>		27			OTH
RIVERBOAT CORPORATION OF MS GOLDEN NUGGET -					
<i>Comp. Rate: State Travel Rate</i>		2,325			GEN
ROBBINS KYLE DAVID/Prosecutor Training Travel					
<i>Comp. Rate: State Travel Rate</i>		459			GEN
ROBINSON JONITA L/Prosecutor Training Travel					
<i>Comp. Rate: State Travel Rate</i>		832			GEN
ROBINSON MARCUS DARRELL/Prosecutor Training Travel					
<i>Comp. Rate: State Travel Rate</i>		251			GEN
ROBINSON-MILLS TONIERIA T/ICAC Affiliate Travel					
<i>Comp. Rate: State Travel Rate</i>		671			FED
ROSS FRITZIE/Prosecutor Training Travel					
<i>Comp. Rate: State Travel Rate</i>		1,654			GEN
ROSS HENRY/Prosecutor Training Travel					
<i>Comp. Rate: State Travel Rate</i>		494			GEN
SARTIN BRENDAN/Prosecutor Training Travel					
<i>Comp. Rate: State Travel Rate</i>		543			GEN
SATCHER CHRISTOPHER ALAN/Prosecutor Training Travel					
<i>Comp. Rate: State Travel Rate</i>		612			GEN
SCHMAUS GEORGE R/JDAI Travel					
<i>Comp. Rate: State Travel Rate</i>		26			OTH
SCHMIDT ANTHONY LOUIS JR/Prosecutor Training Travel					
<i>Comp. Rate: State Travel Rate</i>		1,273			GEN
SCOTT KYREEKA/Prosecutor Training Travel					
<i>Comp. Rate: State Travel Rate</i>		484			GEN
SEALE WILLIAM B/Prosecutor Training Travel					
<i>Comp. Rate: State Travel Rate</i>		959			GEN
SHAW GORDON C/Prosecutor Training Travel					
<i>Comp. Rate: State Travel Rate</i>		209			GEN
SHERMAN JOHN M/Prosecutor Training Travel					
<i>Comp. Rate: State Travel Rate</i>		572			GEN
SHOEMAKER MATTHEW/Prosecutor Training Travel					
<i>Comp. Rate: State Travel Rate</i>		1,143			GEN

FEES, PROFESSIONAL AND OTHER SERVICES

Attorney General (070-00)

Name of Agency

TYPE OF FEE AND NAME OF VENDOR	Retired w/ PERS	(1) Actual Expenses FY Ending June 30, 2019	(2) Estimated Expenses FY Ending June 30, 2020	(3) Requested Expenses FY Ending June 30, 2021	Fund Source
SHULER THOMAS S/Prosecutor Training Travel <i>Comp. Rate: State Travel Rate</i>			72		GEN
SMITH ALEXIS TOWANA/JDAI Travel <i>Comp. Rate: State Travel Rate</i>			801		OTH
SMITH HEIDLE C/Prosecutor Training Travel <i>Comp. Rate: State Travel Rate</i>			804		GEN
SMITH J DOUGLAS/Prosecutor Training Travel <i>Comp. Rate: State Travel Rate</i>			108		GEN
SMITH PHOEBE C/Prosecutor Training Travel <i>Comp. Rate: State Travel Rate</i>			561		GEN
SMITH RICHARD E JR/Prosecutor Training Travel <i>Comp. Rate: State Travel Rate</i>			369		GEN
SMITH RICHARD/JDAI Travel <i>Comp. Rate: State Travel Rate</i>			1,164		OTH
SNYDER EDWIN A/Public Integrity Division Travel <i>Comp. Rate: State Travel Rate</i>			27		GEN
SORRELL MARK K/Prosecutor Training Travel <i>Comp. Rate: State Travel Rate</i>			498		GEN
SOUTHERLAND BRANAN P/Prosecutor Training Travel <i>Comp. Rate: State Travel Rate</i>			588		GEN
STEWART BEAU A/Prosecutor Training Travel <i>Comp. Rate: State Travel Rate</i>			841		GEN
STOCKTON KENNETH/Prosecutor Training Travel <i>Comp. Rate: State Travel Rate</i>			200		GEN
STUBBS PATRICK/Prosecutor Training Travel <i>Comp. Rate: State Travel Rate</i>			96		GEN
STURNIOLO AMANDA/Prosecutor Training Travel <i>Comp. Rate: State Travel Rate</i>			595		GEN
SUITE DREAMS AMERICA INC DBA HOTEL <i>Comp. Rate: State Travel Rate</i>			4,665		GEN
SULLIVAN MATTHEW G/Prosecutor Training Travel <i>Comp. Rate: State Travel Rate</i>			2,532		GEN
SUMMERS ZACHARY D/Domestic Violence Training <i>Comp. Rate: State Travel Rate</i>			113		FED
TAYLOR BRIAN/ICAC Affiliate Travel <i>Comp. Rate: State Travel Rate</i>			2,448		FED
THOMAS AELICIA/Prosecutor Training Travel <i>Comp. Rate: State Travel Rate</i>			1,382		GEN
TRUSTMARK PARK HOTEL LLC DBA HOLIDAY INN <i>Comp. Rate: State Travel Rate</i>			1,167		GEN
TSAO KYLE/Prosecutor Training Travel <i>Comp. Rate: State Travel Rate</i>			209		GEN
TWIN PEAKS LLC HAMPTON INN-BILOXI/Lodging for Expert <i>Comp. Rate: State Travel Rate</i>			282		GEN
UMB BANK NA CARD SERVICES/Prosecutor Training Speaker <i>Comp. Rate: State Travel Rate</i>			4,801		GEN

FEES, PROFESSIONAL AND OTHER SERVICES

Attorney General (070-00)

Name of Agency

TYPE OF FEE AND NAME OF VENDOR	Retired w/ PERS	(1) Actual Expenses FY Ending June 30, 2019	(2) Estimated Expenses FY Ending June 30, 2020	(3) Requested Expenses FY Ending June 30, 2021	Fund Source
UMB BANK NA CARD SERVICES/Witness Air Fare <i>Comp. Rate: State Travel Rate</i>		1,131			GEN
UPSHAW HENRY/JDAI Travel <i>Comp. Rate: State Travel Rate</i>		1,104			OTH
USRY STEVEN DARRYL/Prosecutor Training Travel <i>Comp. Rate: State Travel Rate</i>		911			GEN
VALLEY CORPORATION HOLIDAY INN EXPRESS- <i>Comp. Rate: State Travel Rate</i>		784			GEN
WADE LAWRENCE D/Prosecutor Training Travel <i>Comp. Rate: State Travel Rate</i>		1,199			GEN
WALKER LIEM A/Prosecutor Training Travel <i>Comp. Rate: State Travel Rate</i>		592			GEN
WALKER RODERICK D/Prosecutor Training Travel <i>Comp. Rate: State Travel Rate</i>		472			GEN
WALKER WILLIAM G/Prosecutor Training Travel <i>Comp. Rate: State Travel Rate</i>		334			GEN
WALLACE TERRY/Prosecutor Training Travel <i>Comp. Rate: State Travel Rate</i>		787			GEN
WARREN DEBORAH KAY/Prosecutor Training Travel <i>Comp. Rate: State Travel Rate</i>		801			GEN
WARREN GLENNARD M II/Prosecutor Training Travel <i>Comp. Rate: State Travel Rate</i>		475			GEN
WEATHERLY SCOTT/Prosecutor Training Travel <i>Comp. Rate: State Travel Rate</i>		686			GEN
WEDDLE JOHN D/Prosecutor Training Travel <i>Comp. Rate: State Travel Rate</i>		1,142			GEN
WEISSINGER CHARLES JR/Prosecutor Training Travel <i>Comp. Rate: State Travel Rate</i>		703			GEN
WHITE BERTINA R/Prosecutor Training Travel <i>Comp. Rate: State Travel Rate</i>		441			GEN
WHITE GLENN L/Prosecutor Training Travel <i>Comp. Rate: State Travel Rate</i>		186			GEN
WHITE WENDY WILSON/Prosecutor Training Travel <i>Comp. Rate: State Travel Rate</i>		912			GEN
WHITTEN JOHN W/Prosecutor Training Travel <i>Comp. Rate: State Travel Rate</i>		428			GEN
WILDER LASHIRL JERRETTE/JDAI Travel <i>Comp. Rate: State Travel Rate</i>		159			OTH
WILKINS SAMUEL LEE/Prosecutor Training Travel <i>Comp. Rate: State Travel Rate</i>		676			GEN
WILLIAM ROGER FEARS/Witness Travel <i>Comp. Rate: State Travel Rate</i>		161			GEN
WILLIAMS MICHAEL A/Prosecutor Training Travel <i>Comp. Rate: State Travel Rate</i>		264			GEN
WILLIAMS ROSHARWIN L/Prosecutor Training Travel <i>Comp. Rate: State Travel Rate</i>		838			GEN

FEES, PROFESSIONAL AND OTHER SERVICES

Attorney General (070-00)

Name of Agency

TYPE OF FEE AND NAME OF VENDOR	Retired w/ PERS	(1) Actual Expenses FY Ending June 30, 2019	(2) Estimated Expenses FY Ending June 30, 2020	(3) Requested Expenses FY Ending June 30, 2021	Fund Source
WILLIAMS VICKY/Prosecutor Training Travel					
<i>Comp. Rate: State Travel Rate</i>		529			GEN
WILLIAMSON LUKE P/Prosecutor Training Travel					
<i>Comp. Rate: State Travel Rate</i>		406			GEN
WILLIAMSON MARY KATHRYN/Prosecutor Training Travel					
<i>Comp. Rate: State Travel Rate</i>		757			GEN
WISE JOSHUA S/Prosecutor Training Travel					
<i>Comp. Rate: State Travel Rate</i>		1,077			GEN
WISE REAGAN D/Prosecutor Training Travel					
<i>Comp. Rate: State Travel Rate</i>		1,098			GEN
WOOD STEPHANIE BRELAND/Prosecutor Training Travel					
<i>Comp. Rate: State Travel Rate</i>		891			GEN
WRIGHT CHASITY L/Prosecutor Training Travel					
<i>Comp. Rate: State Travel Rate</i>		397			GEN
YOUNGBLOOD SUZANNE/Prosecutor Training Travel					
<i>Comp. Rate: State Travel Rate</i>		466	188,660	188,660	GEN
Total 61696000 FEES AND SERVICES - EXPENSE REIMBURSEMENTS NO 1099		188,651	188,660	188,660	
GRAND TOTAL		1,205,282	1,316,310	1,316,310	

VEHICLE PURCHASE DETAILS

Attorney General (070-00)

Name of Agency

Year	Model	Person(s) Assigned To	Vehicle Purpose/Use	Replacement Or New?	FY2021 Req. Cost	
Work Vehicles						
63300000 CAPITAL OUTLAY - VEHICLES						
2021	DODGE CHARGER	HORNER	INVESTIGATIONS	Replacement	25,000	
2021	DODGE CHARGER	PENSON	INVESTIGATIONS	Replacement	25,000	
2021	DODGE CHARGER	BOLDIG	INVESTIGATIONS	Replacement	25,000	
			TOTAL		75,000	
					TOTAL VEHICLE REQUEST	75,000

**VEHICLE INVENTORY
AS OF JUNE 30, 2019**

Attorney General (070-00)

Name of Agency

Vehicle Type	Vehicle Description	Model Year	Model	Person(s) Assigned To	Purpose/Use	Tag Number	Mileage on 6-30-2019	Average Miles per Year	Replacement Proposed	
									FY2020	FY2021
P	MIDSIZE SEDAN	2013	CHEV IMPALA	HORNER	UNDERCOVER INVESTIGATIONS	CLASSIFIED	134,594	15,765		Y
P	MIDSIZE SEDAN	2013	CHEV IMPALA	PENSON	UNDERCOVER INVESTIGATIONS	CLASSIFIED	132,875	18,884		Y
P	MIDSIZE SEDAN	2013	DODGE CHARGER	BOLDIG	UNDERCOVER INVESTIGATIONS	CLASSIFIED	124,701	17,209		Y
P	MIDSIZE SEDAN	2013	DODGE CHARGER	RATHER	UNDERCOVER INVESTIGATIONS	CLASSIFIED	140,207	23,900	Y	
P	MIDSIZE SEDAN	2013	DODGE CHARGER	CASE	UNDERCOVER INVESTIGATIONS	CLASSIFIED	150,623	6,945	Y	
P	MIDSIZE SEDAN	2013	DODGE CHARGER	BURLISON	UNDERCOVER INVESTIGATIONS	CLASSIFIED	143,898	11,768		
P	MIDSIZE SEDAN	2013	DODGE CHARGER	HARRIS	UNDERCOVER INVESTIGATIONS	CLASSIFIED	115,021	2,484		
P	TRUCK	2013	FORD F150	WARE	UNDERCOVER INVESTIGATIONS	CLASSIFIED	139,620	21,951	Y	
P	SUV	2014	FORD EXPLORER	WEST	UNDERCOVER INVESTIGATIONS	CLASSIFIED	150,503	13,681		
P	SUV	2014	FORD EXPLORER	GREEN	UNDERCOVER INVESTIGATIONS	CLASSIFIED	128,376	8,994		
P	SUV	2014	FORD EXPLORER	WIGINTON	UNDERCOVER INVESTIGATIONS	CLASSIFIED	138,165	20,522		
P	SUV	2014	CHEV TAHOE	WILLIAMS	UNDERCOVER INVESTIGATIONS	CLASSIFIED	108,681	11,331		
P	TRUCK	2014	DODGE RAM	LYNCH	UNDERCOVER INVESTIGATIONS	CLASSIFIED	132,693	32,294		
P	MIDSIZE SEDAN	2014	DODGE CHARGER	PID	UNDERCOVER INVESTIGATIONS	CLASSIFIED	110,929	12,858		
P	MIDSIZE SEDAN	2014	DODGE CHARGER	GREEN	UNDERCOVER INVESTIGATIONS	CLASSIFIED	107,415	23,160		
P	MIDSIZE SEDAN	2014	DODGE CHARGER	BOWLING	UNDERCOVER INVESTIGATIONS	CLASSIFIED	94,987	15,752		
P	MIDSIZE SEDAN	2014	DODGE CHARGER	OWENS	UNDERCOVER INVESTIGATIONS	CLASSIFIED	127,087	20,430		
P	MIDSIZE SEDAN	2014	CHEV IMPALA	PID	UNDERCOVER INVESTIGATIONS	CLASSIFIED	110,884	27,878		
P	SUV	2014	CHEV TAHOE	SEWELL	UNDERCOVER INVESTIGATIONS	CLASSIFIED	65,675	5,609		
P	TRUCK	2014	FORD F150	FLOYD	UNDERCOVER INVESTIGATIONS	CLASSIFIED	82,012	19,065		
P	SUV	2014	FORD EXPLORER	WARD	UNDERCOVER INVESTIGATIONS	CLASSIFIED	98,217	27,585		

Vehicle Type: (P)assenger/(W)ork

**VEHICLE INVENTORY
AS OF JUNE 30, 2019**

Attorney General (070-00)

Name of Agency

Vehicle Type	Vehicle Description	Model Year	Model	Person(s) Assigned To	Purpose/Use	Tag Number	Mileage on 6-30-2019	Average Miles per Year	Replacement Proposed	
									FY2020	FY2021
P	MIDSIZE SEDAN	2014	CHEV IMPALA	CARR	UNDERCOVER INVESTIGATIONS	CLASSIFIED	129,361	34,222		
P	MIDSIZE SEDAN	2014	CHEV IMPALA	STATHAM	UNDERCOVER INVESTIGATIONS	CLASSIFIED	97,139	12,627		
P	TRUCK	2014	DODGE RAM	MILSAP	UNDERCOVER INVESTIGATIONS	CLASSIFIED	106,245	15,018		
P	TRUCK	2014	DODGE RAM	MCDIVITT	UNDERCOVER INVESTIGATIONS	CLASSIFIED	121,063	23,222		
P	TRUCK	2014	DODGE RAM	BEAVER	UNDERCOVER INVESTIGATIONS	CLASSIFIED	91,391	12,437		
P	MIDSIZE SEDAN	2015	DODGE CHARGER	HARRIS	UNDERCOVER INVESTIGATIONS	CLASSIFIED	80,789	15,992		
P	MIDSIZE SEDAN	2015	FORD SEDAN	JORDAN	UNDERCOVER INVESTIGATIONS	CLASSIFIED	85,355	11,205		
P	MIDSIZE SEDAN	2015	FORD SEDAN	WATKINS	UNDERCOVER INVESTIGATIONS	CLASSIFIED	66,134	11,827		
P	MIDSIZE SEDAN	2015	FORD SEDAN	WRIGHT	UNDERCOVER INVESTIGATIONS	CLASSIFIED	80,140	11,230		
P	MIDSIZE SEDAN	2015	FORD SEDAN	HOUSTON	UNDERCOVER INVESTIGATIONS	CLASSIFIED	60,495	16,485		
P	MIDSIZE SEDAN	2015	FORD SEDAN	FERGUSON	UNDERCOVER INVESTIGATIONS	CLASSIFIED	99,561	20,869		
P	SUV	2015	FORD EXPLORER	YOUNG	UNDERCOVER INVESTIGATIONS	CLASSIFIED	108,224	22,843		
P	SUV	2015	FORD EXPLORER	RUBISOFF	UNDERCOVER INVESTIGATIONS	CLASSIFIED	57,930	17,479		
P	MIDSIZE SEDAN	2015	DODGE CHARGER	MANGUS	UNDERCOVER INVESTIGATIONS	CLASSIFIED	93,013	16,184		
P	TRUCK	2016	DODGE RAM	TATE	UNDERCOVER INVESTIGATIONS	CLASSIFIED	68,603	14,971		
P	MIDSIZE SEDAN	2015	DODGE CHARGER	FAULK	UNDERCOVER INVESTIGATIONS	CLASSIFIED	46,269	9,608		
P	MIDSIZE SEDAN	2015	DODGE CHARGER	LUCKEY	UNDERCOVER INVESTIGATIONS	CLASSIFIED	97,959	23,508		
P	MIDSIZE SEDAN	2016	DODGE CHARGER	TILLMAN	UNDERCOVER INVESTIGATIONS	CLASSIFIED	40,357	11,849		
P	MIDSIZE SEDAN	2016	DODGE CHARGER	CRIBB	UNDERCOVER INVESTIGATIONS	CLASSIFIED	48,025	11,846		
P	MIDSIZE SEDAN	2016	DODGE CHARGER	WARD	UNDERCOVER INVESTIGATIONS	CLASSIFIED	68,170	17,200		
P	MIDSIZE SEDAN	2016	CHEV IMPALA	SPRADLING	UNDERCOVER INVESTIGATIONS	CLASSIFIED	66,833	22,055		
P	MIDSIZE SEDAN	2016	CHEV IMPALA	STEWART	UNDERCOVER INVESTIGATIONS	CLASSIFIED	59,270	16,419		
P	SUV	2016	CHEV TAHOE	LILLEY	UNDERCOVER INVESTIGATIONS	CLASSIFIED	60,252	23,260		

Vehicle Type: (P)assenger/(W)ork

**VEHICLE INVENTORY
AS OF JUNE 30, 2019**

Attorney General (070-00)

Name of Agency

Vehicle Type	Vehicle Description	Model Year	Model	Person(s) Assigned To	Purpose/Use	Tag Number	Mileage on 6-30-2019	Average Miles per Year	Replacement Proposed	
									FY2020	FY2021
P	TRUCK	2017	FORD F150	BURLISON	UNDERCOVER INVESTIGATIONS	CLASSIFIED	55,092	26,031		
P	TRUCK	2017	FORD F150	MARDIS	UNDERCOVER INVESTIGATIONS	CLASSIFIED	55,286	20,656		
P	TRUCK	2017	FORD F150	WADE	UNDERCOVER INVESTIGATIONS	CLASSIFIED	28,518	6,849		
P	SUV	2017	DODGE DURANGO	RICE	UNDERCOVER INVESTIGATIONS	CLASSIFIED	68,970	25,605		
P	SUV	2017	CHEV TRAVERSE	BROWN	UNDERCOVER INVESTIGATIONS	CLASSIFIED	39,582	18,738		
P	MIDSIZE SEDAN	2017	CHEV IMPALA	ROGERS	UNDERCOVER INVESTIGATIONS	CLASSIFIED	62,789	28,026		
P	SUV	2017	FORD EXPLORER	FLOWERS	UNDERCOVER INVESTIGATIONS	CLASSIFIED	57,766	33,719		
P	MIDSIZE SEDAN	2018	FORD TAURUS	NEWMAN	UNDERCOVER INVESTIGATIONS	CLASSIFIED	26,789	21,363		
P	MIDSIZE SEDAN	2018	FORD TAURUS	DOMINO	UNDERCOVER INVESTIGATIONS	CLASSIFIED	18,476	14,326		
P	MIDSIZE SEDAN	2019	DODGE CHARGER	EDWARDS	UNDERCOVER INVESTIGATIONS	CLASSIFIED	8,263	8,263		
P	MIDSIZE SEDAN	2019	DODGE CHARGER	RAY	UNDERCOVER INVESTIGATIONS	CLASSIFIED	16,429	16,429		
P	MIDSIZE SEDAN	2019	DODGE CHARGER	WEST	UNDERCOVER INVESTIGATIONS	CLASSIFIED	11,077	11,077		
P	MIDSIZE SEDAN	2018	FORD TAURUS	SMITH	UNDERCOVER INVESTIGATIONS	CLASSIFIED	22,266	22,266		

**VEHICLE POOL MEMBER LIST
2021 BUDGET REQUEST**

Attorney General (070-00)

Name of Agency

Vehicle Pool List:

Law Enforcement Investigators:

Perry Sewell

William Bland

John Tedder

Alberto Davis

Stephen Mercer

Heather Samuels

**PRIORITY OF DECISION UNITS
FISCAL YEAR 2021**

Attorney General (070-00)

Name of Agency

Program	Decision Unit	Object	Amount
Priority # 1			
Program # 1: Supportive Services			
	Cost Continuation	General Funds	43,254
		Other Special Funds	(43,254)
	New Attorney General Case Management System	Contractual	11,816
		Totals	11,816
		General Funds	11,816
Program # 2: Training			
	Completion of District Attorney Case Management System	Contractual	371,000
		Totals	371,000
		General Funds	371,000
	Cost Continuation	General Funds	9,170
		Other Special Funds	(9,170)
	Decrease in Special Funds for Implementation of DA Pilot Project in FY 2020	Contractual	(305,000)
		Totals	(305,000)
		Other Special Funds	(305,000)
	New Attorney General Case Management System	Contractual	2,505
		Totals	2,505
		General Funds	2,505
Program # 3: Litigation			
	Cost Continuation	General Funds	168,865
		Other Special Funds	(168,865)
	New Attorney General Case Management System	Contractual	46,130
		Totals	46,130
		General Funds	46,130
Program # 4: Opinions			
	Cost Continuation	General Funds	47,101
		Other Special Funds	(47,101)
	New Attorney General Case Management System	Contractual	12,867
		Totals	12,867

**PRIORITY OF DECISION UNITS
FISCAL YEAR 2021**

Attorney General (070-00)

Name of Agency

Program	Decision Unit	Object	Amount
		General Funds	12,867
Program # 5: State Agency Contracts	Cost Continuation	General Funds	467,809
		Other Special Funds	(467,809)
	New Attorney General Case Management System	Contractual	127,794
		Totals	127,794
		General Funds	127,794
Program # 6: Insurance Integrity Enforcement	Cost Continuation	General Funds	18,893
		Other Special Funds	(18,893)
	New Attorney General Case Management System	Contractual	5,160
		Totals	5,160
		General Funds	5,160
Program # 7: Other Mandated Programs	Cost Continuation	General Funds	224,102
		Other Special Funds	(224,102)
	Decrease in Special Funds for Implementation of Domestic Violence and Protective Order System in FY 2020	Contractual	(1,200,000)
		Totals	(1,200,000)
		Other Special Funds	(1,200,000)
	Domestic Violence Uniform Reporting System and Protective Order Registry Maintenance Costs	Contractual	100,000
		Totals	100,000
		General Funds	100,000
	New Attorney General Case Management System	Contractual	61,219
		Totals	61,219
		General Funds	61,219
Program # 8: Crime Victims Compensation	Cost Continuation	General Funds	27,487
		Other Special Funds	(27,487)
	Crime Victim Compensation Cost Continuation		

**PRIORITY OF DECISION UNITS
FISCAL YEAR 2021**

Attorney General (070-00)

Name of Agency

Program	Decision Unit	Object	Amount
		Subsidies	1,019,962
		Totals	1,019,962
		General Funds	1,019,962
	New Attorney General Case Management System		
		Contractual	7,509
		Totals	7,509
		General Funds	7,509

CAPITAL LEASES

Attorney General (070-00)

Name of Agency

VENDOR/ ITEM LEASED	Original Date of Lease	Original No. of Months of Lease	No. of Months Remaining on 6-30-19	Last Payment Date	Interest Rate	Amount of Each Payment			Total of Payments To Be Made										
						Actual FY 2019			Estimated FY 2020			Requested FY 2021							
						Principal	Interest	Total	Principal	Interest	Total	Principal	Interest	Total					

Summary of 3% General Fund Program Reduction to FY 2020 Appropriated Funding by Major Object

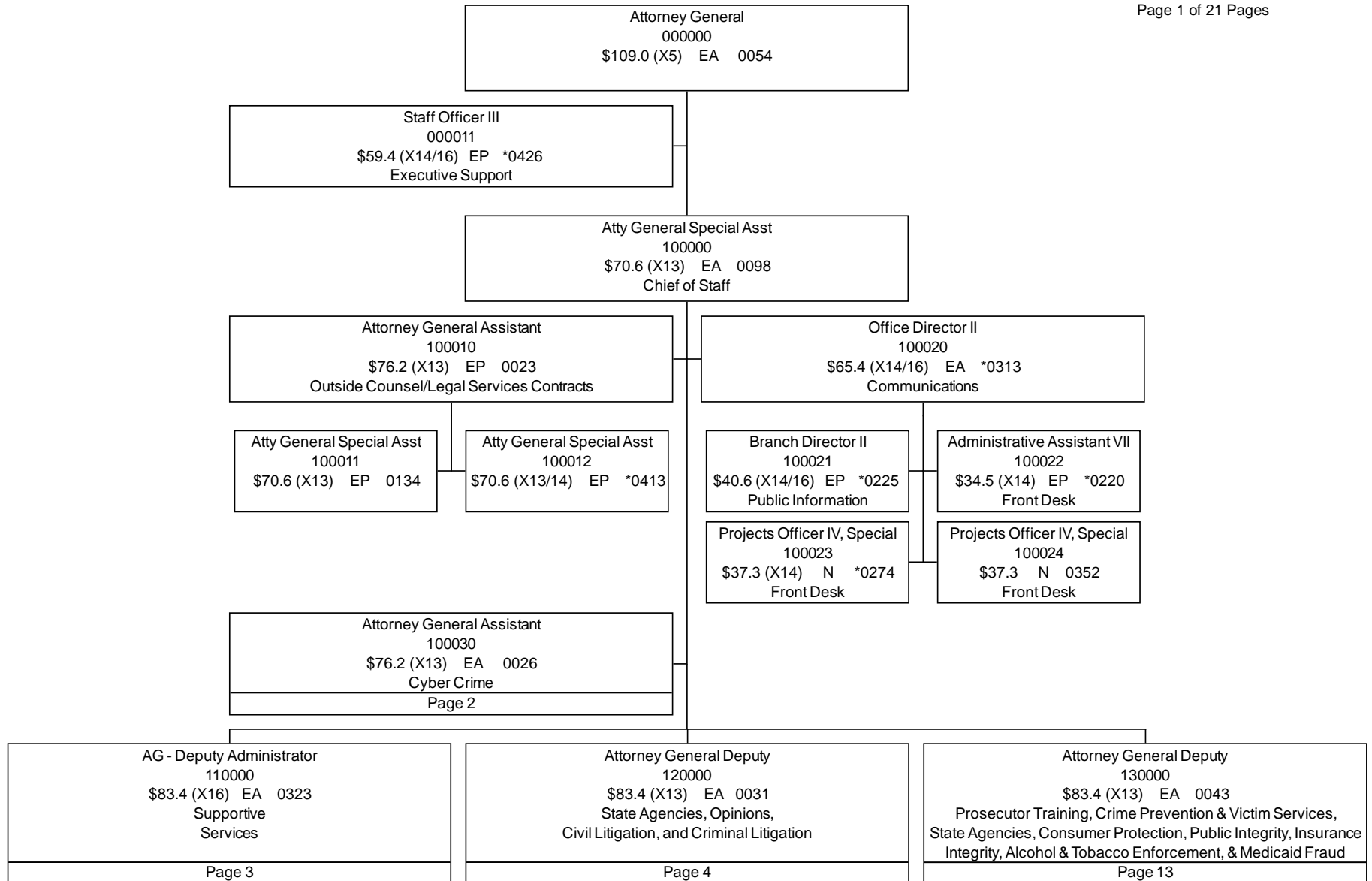
Attorney General (070-00)

Name of Agency

Major Object	FY2020 General Fund Reduction	EFFECT ON FY2020 STATE SUPPORT SPECIAL FUNDS	EFFECT ON FY2020 FEDERAL FUNDS	EFFECT ON FY2020 OTHER SPECIAL FUNDS	TOTAL 3% REDUCTIONS
SALARIES, WAGES, FRINGE	(580,419)				(580,419)
TRAVEL	(7,794)				(7,794)
CONTRACTUAL	(52,853)				(52,853)
COMMODITIES	(8,269)				(8,269)
OTHER THAN EQUIPMENT					
EQUIPMENT	(3,340)				(3,340)
VEHICLES	(750)				(750)
WIRELESS COMM. DEVS.	(9)				(9)
SUBSIDIES, LOANS, ETC	(55,459)				(55,459)
TOTALS	(708,893)				(708,893)

Office of the Attorney General

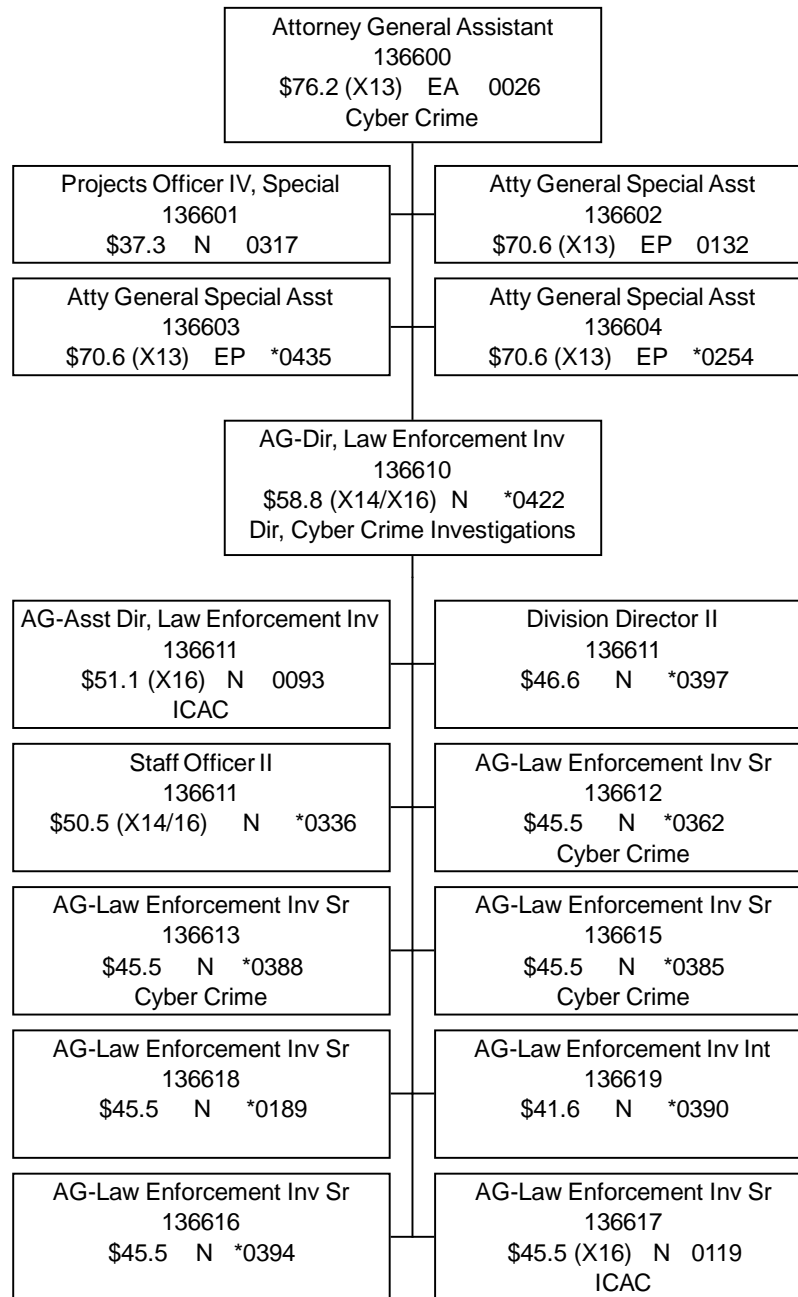
Office of the Attorney General
 Agency 90071
 Fiscal Year 2020
 Creation Date 5/20/2019
 Page 1 of 21 Pages



*Time-limited (X14)

Cyber Crime

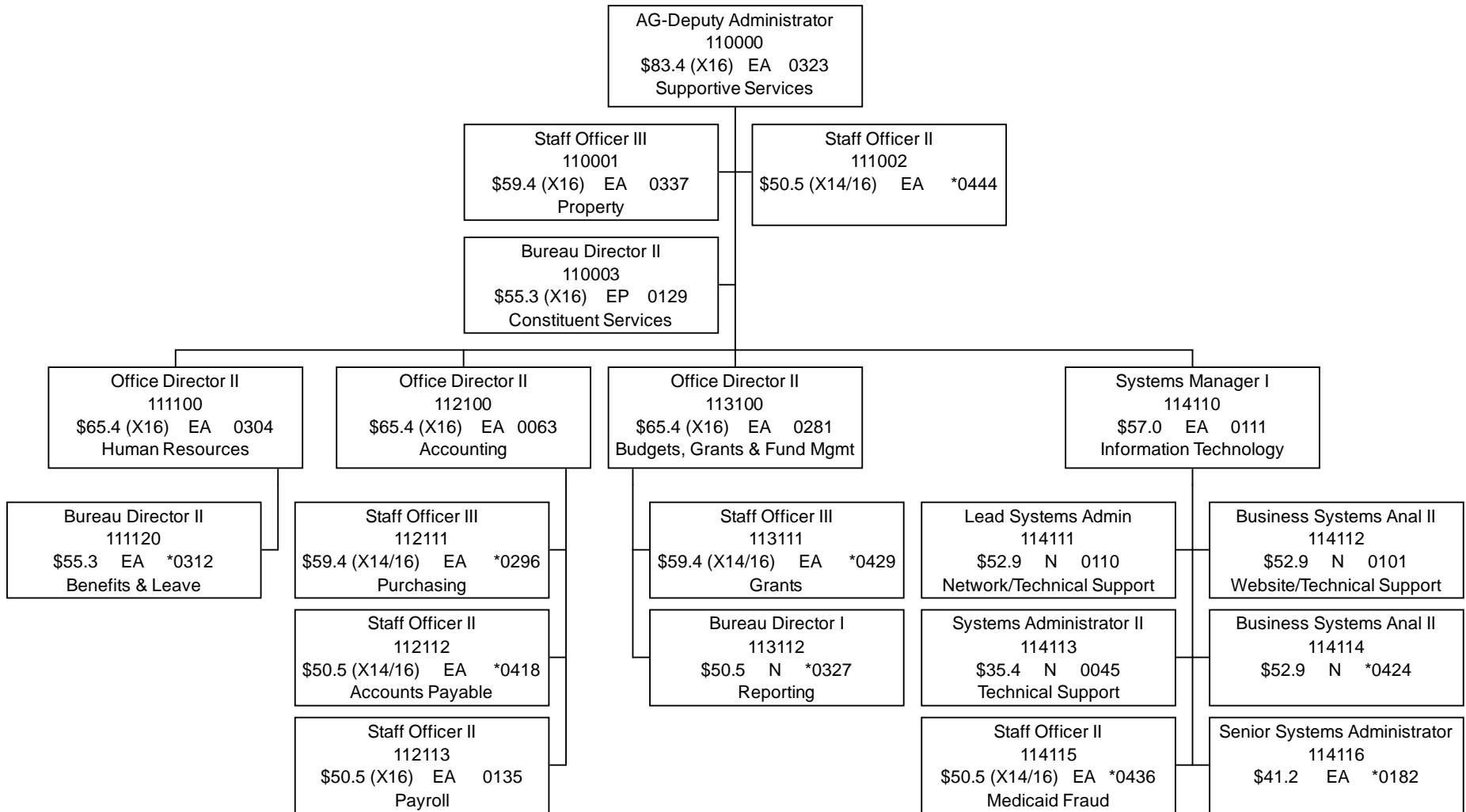
Office of the Attorney General
 Agency 90071
 Fiscal Year 2020
 Creation Date 5/20/2019
 Page 2 of 21 Pages



*Time-limited (X14)

Supportive Services

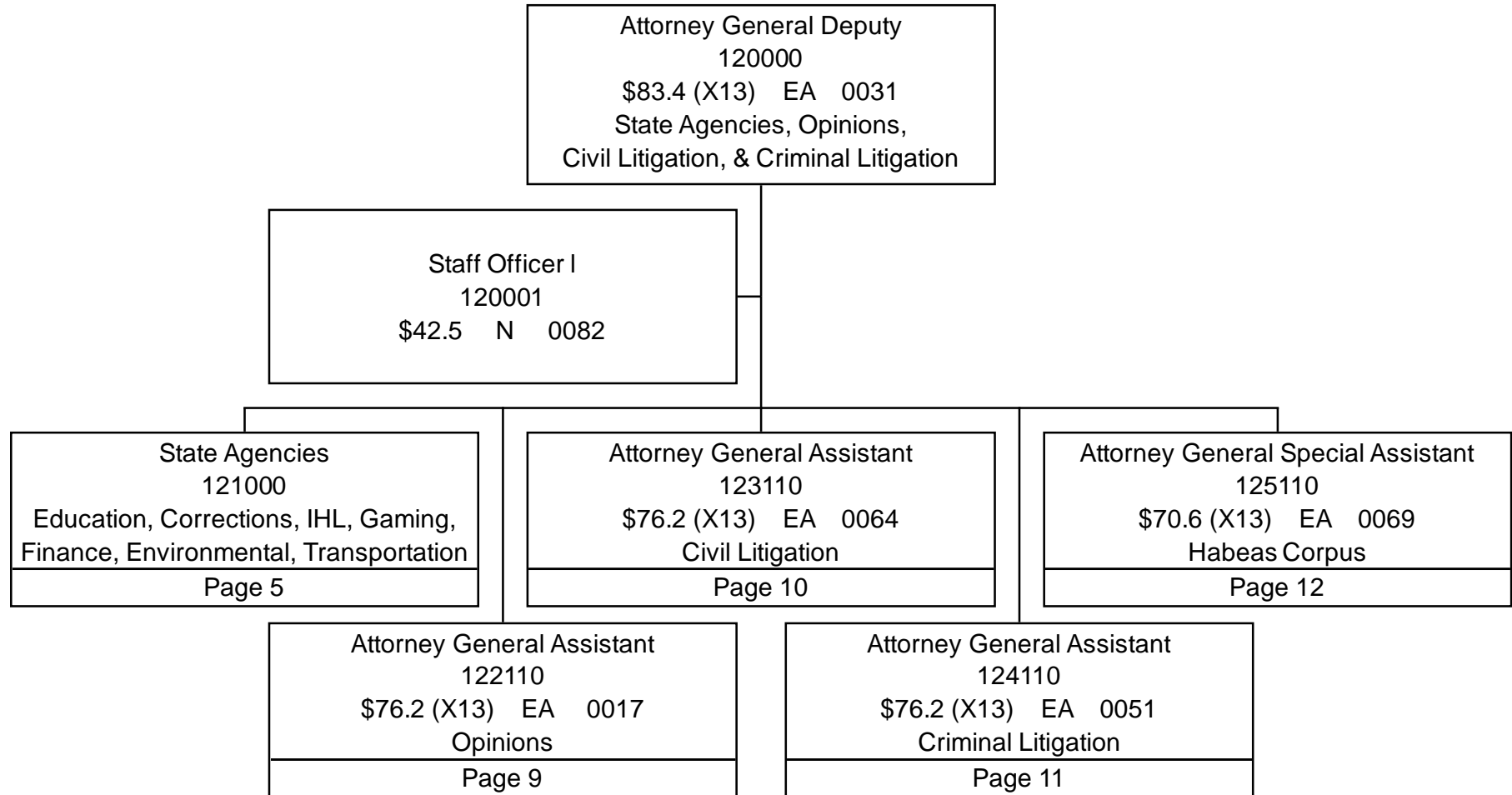
Office of the Attorney General
 Agency 90071
 Fiscal Year 2020
 Creation Date 5/20/2019
 Page 3 of 21 Pages



*Time-limited (X14)

State Agencies, Opinions, Civil Litigation, & Criminal Litigation

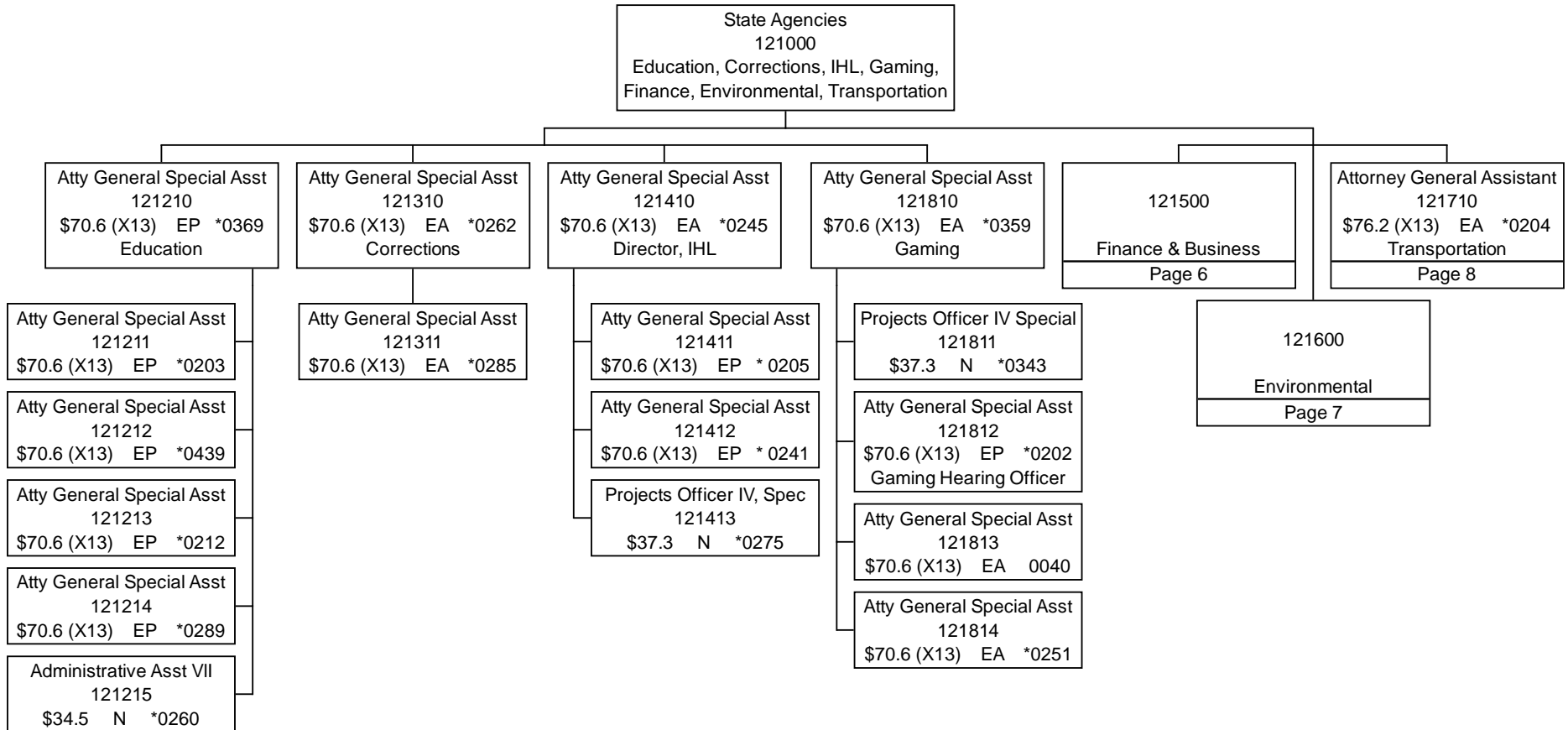
Office of the Attorney General
 Agency 90071
 Fiscal Year 2020
 Creation Date 5/20/2019
 Page 4 of 21 Pages



*Time-limited (X14)

Education, Corrections, Institutes of Higher Learning, Gaming, Finance & Business, Environmental, Transportation

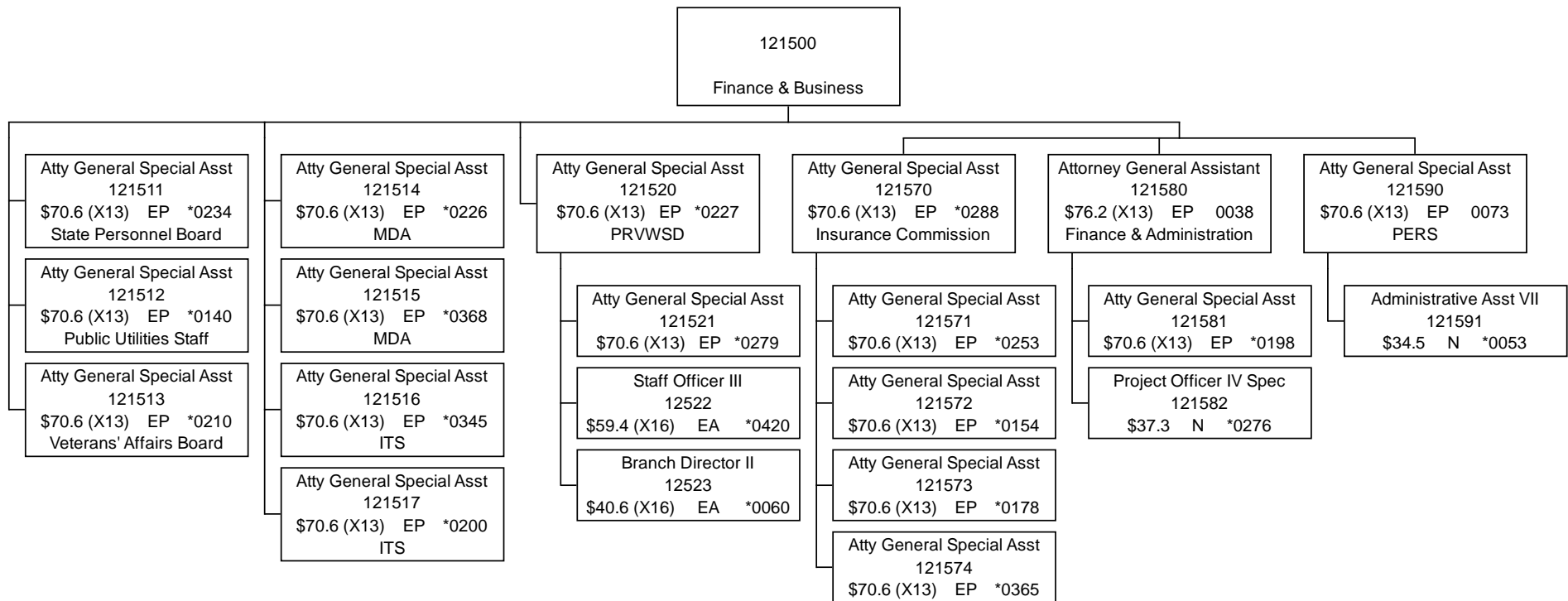
Office of the Attorney General
Agency 90071
Fiscal Year 2020
Creation Date 5/20/2019
Page 5 of 21 Pages



*Time-limited (X14)

Finance & Business

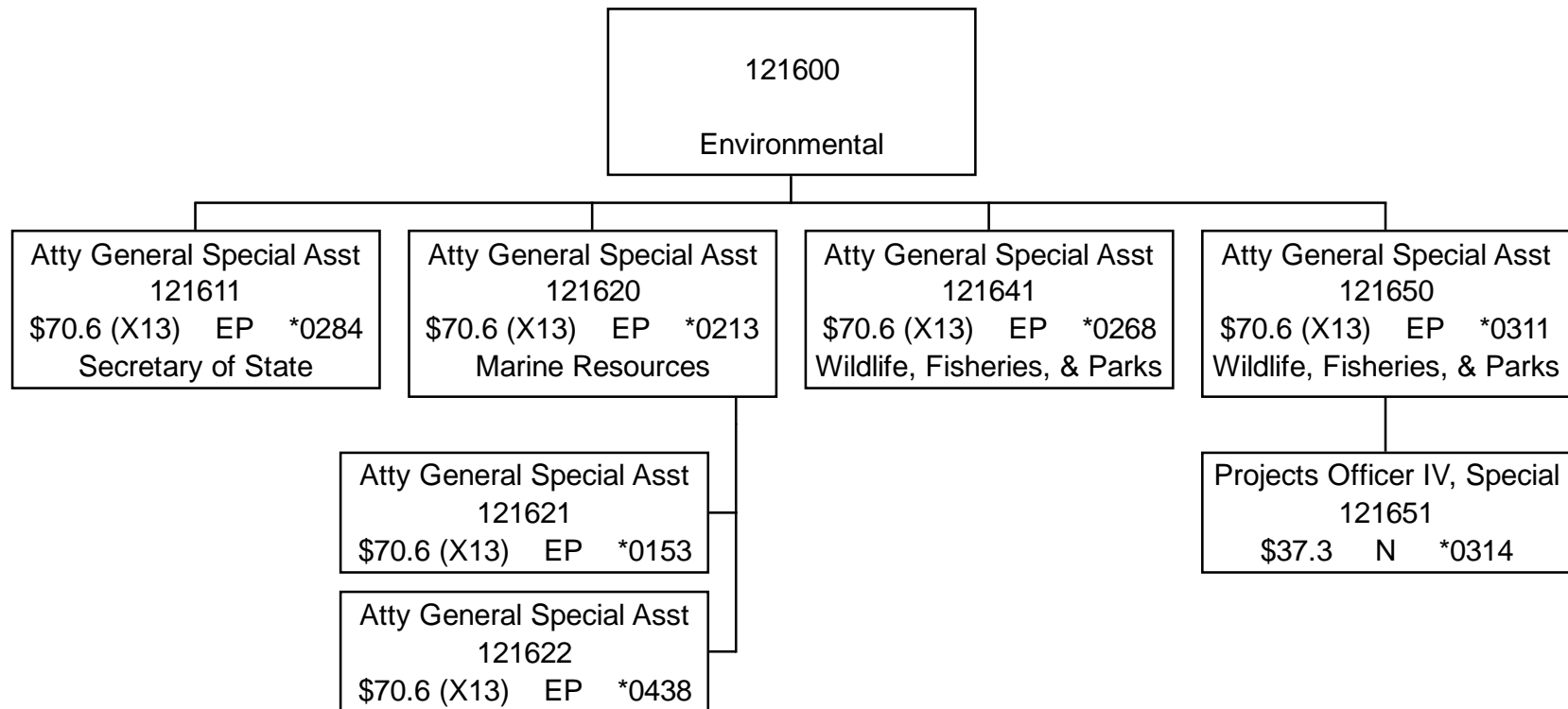
Office of the Attorney General
 Agency 90071
 Fiscal Year 2020
 Creation Date 5/20/2019
 Page 6 of 21 Pages



*Time-limited (X14)

Environmental

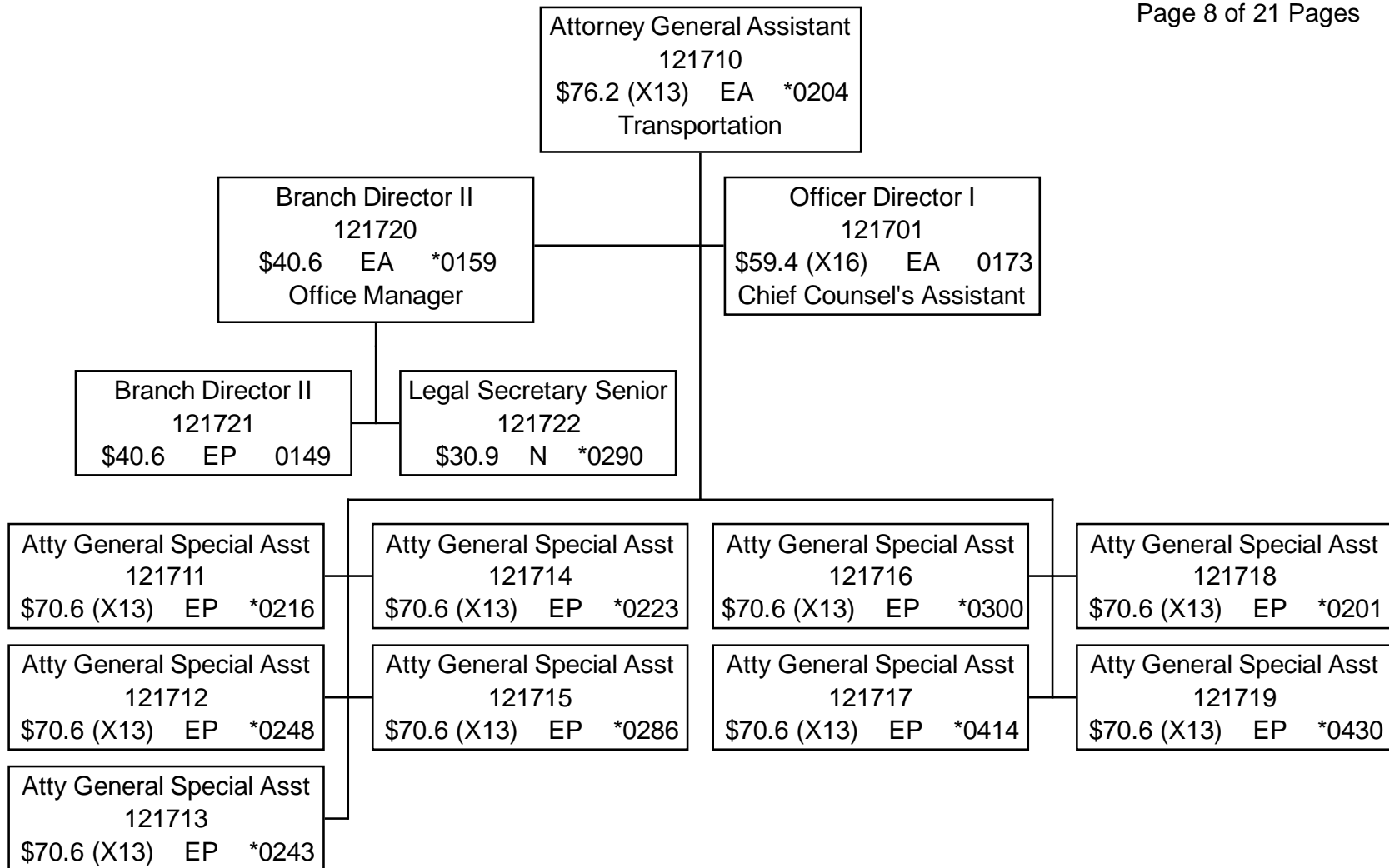
Office of the Attorney General
Agency 90071
Fiscal Year 2020
Creation Date 5/20/2019
Page 7 of 21 Pages



*Time-limited (X14)

Transportation

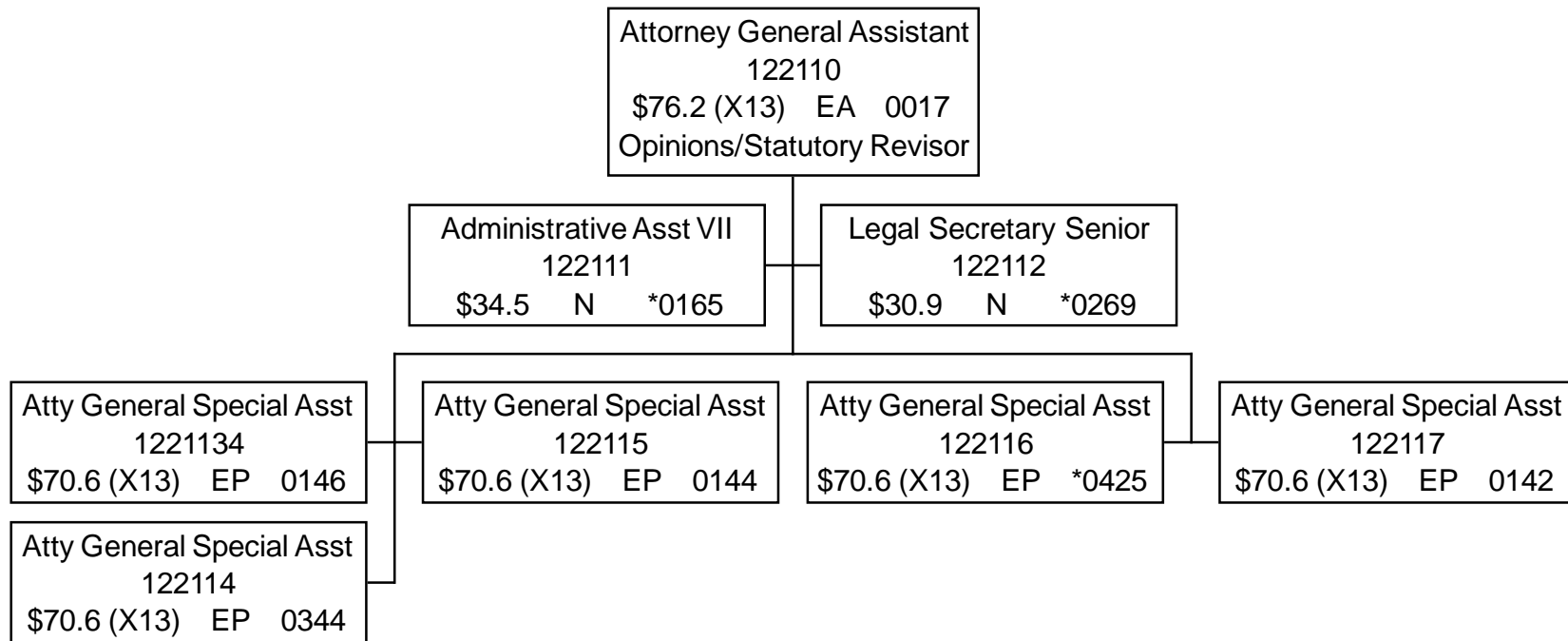
Office of the Attorney General
 Agency 90071
 Fiscal Year 2020
 Creation Date 5/20/2019
 Page 8 of 21 Pages



*Time-limited (X14)

Opinions

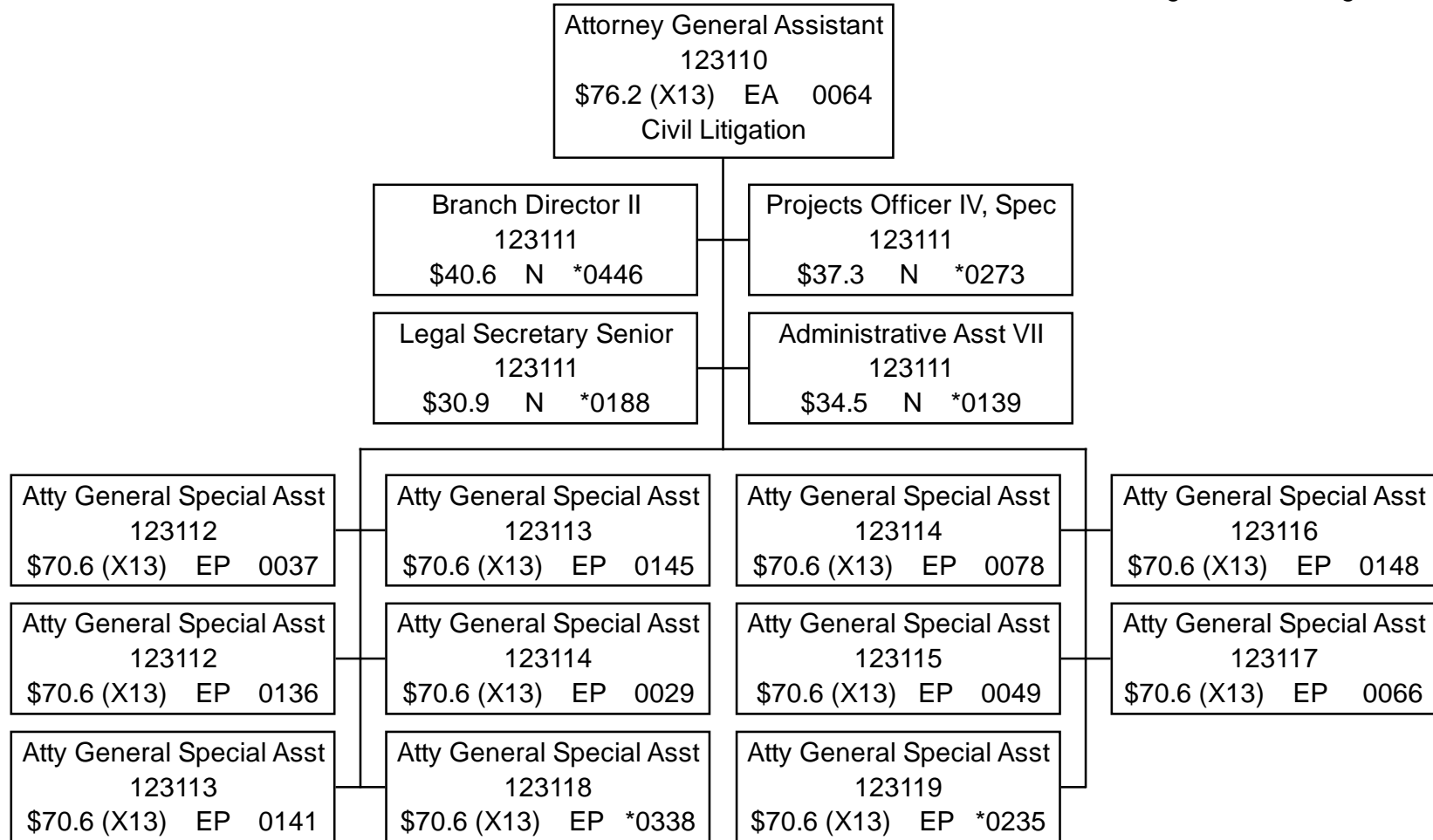
Office of the Attorney General
Agency 90071
Fiscal Year 2020
Creation Date 5/20/2019
Page 9 of 21 Pages



*Time-limited (X14)

Civil Litigation

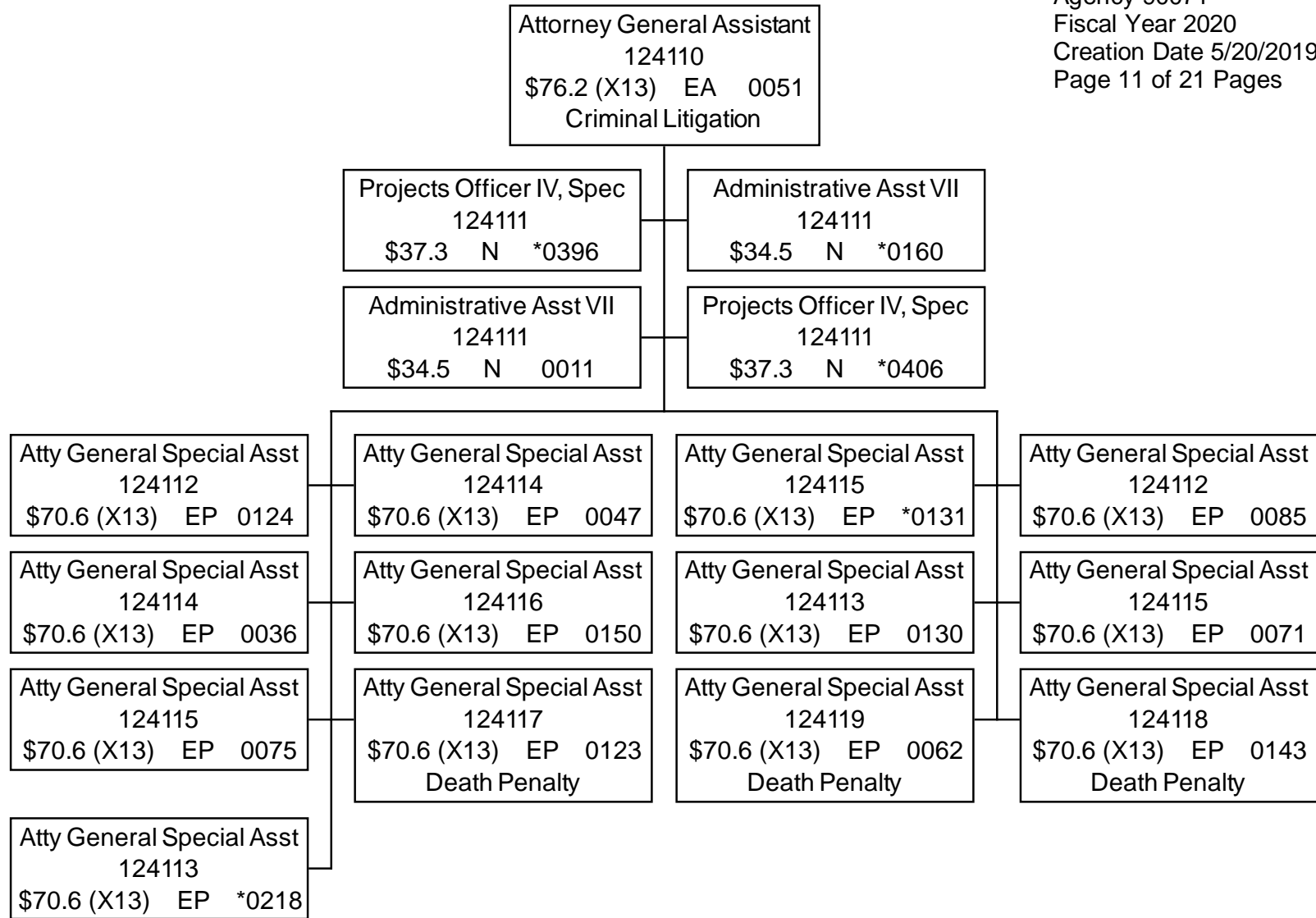
Office of the Attorney General
 Agency 90071
 Fiscal Year 2020
 Creation Date 5/20/2019
 Page 10 of 21 Pages



*Time-limited (X14)

Criminal Litigation

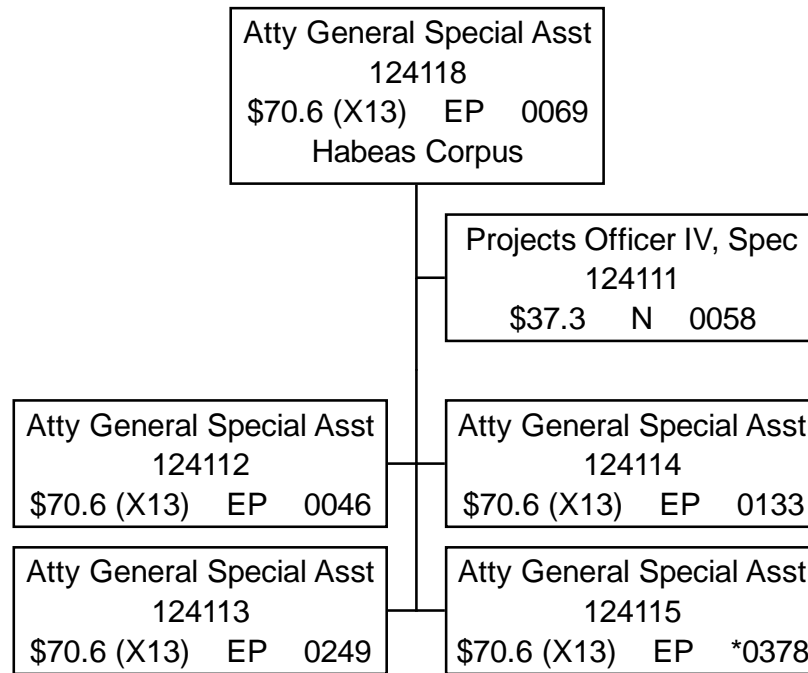
Office of the Attorney General
 Agency 90071
 Fiscal Year 2020
 Creation Date 5/20/2019
 Page 11 of 21 Pages



*Time-limited (X14)

Habeas Corpus

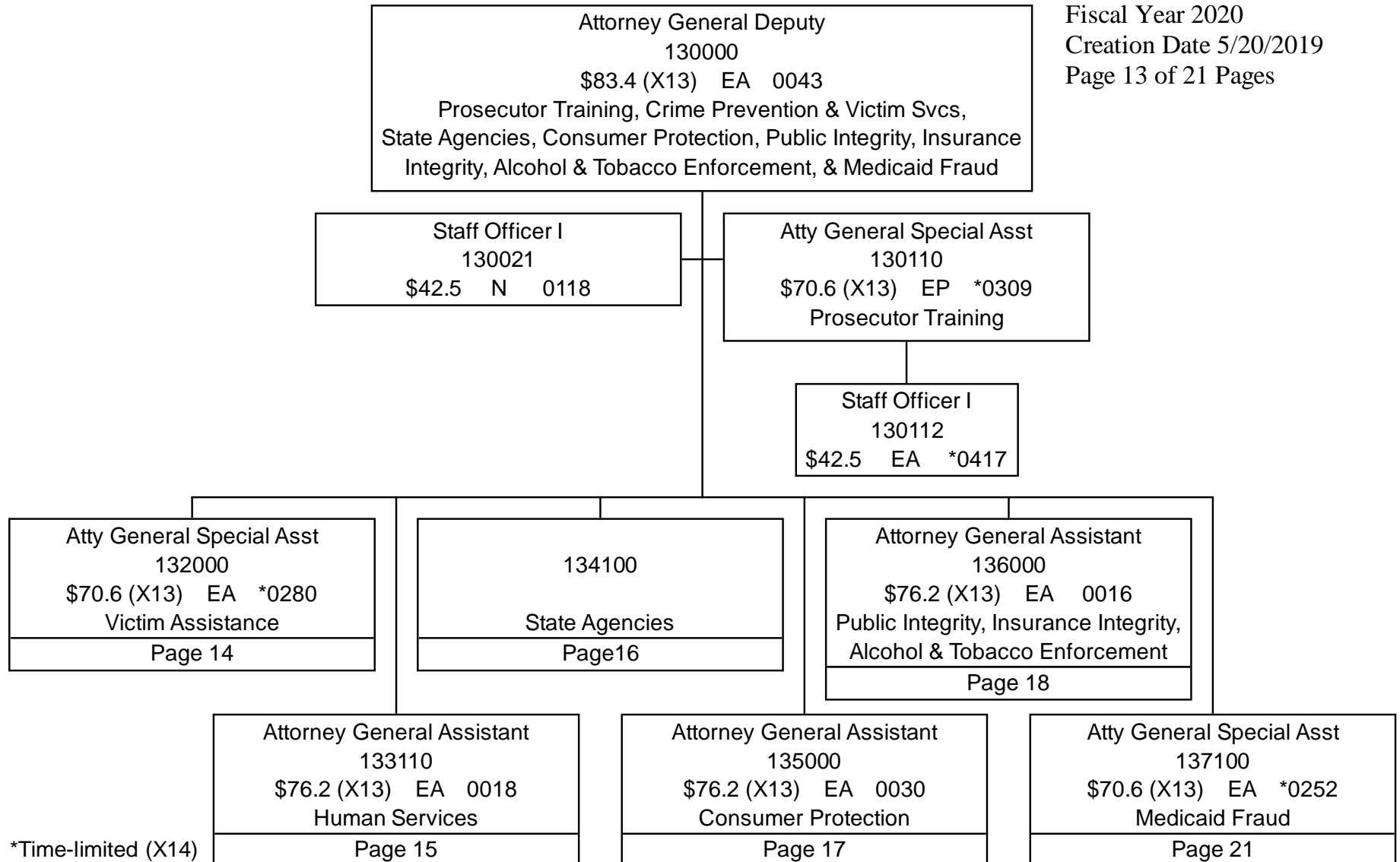
Office of the Attorney General
Agency 90071
Fiscal Year 2020
Creation Date 5/20/2019
Page 12 of 21 Pages



*Time-limited (X14)

Prosecutor Training, Victim Assistance, State Agencies,
 Consumer Protection, Public Integrity, Insurance Integrity,
 Alcohol & Tobacco Enforcement, and Medicaid Fraud

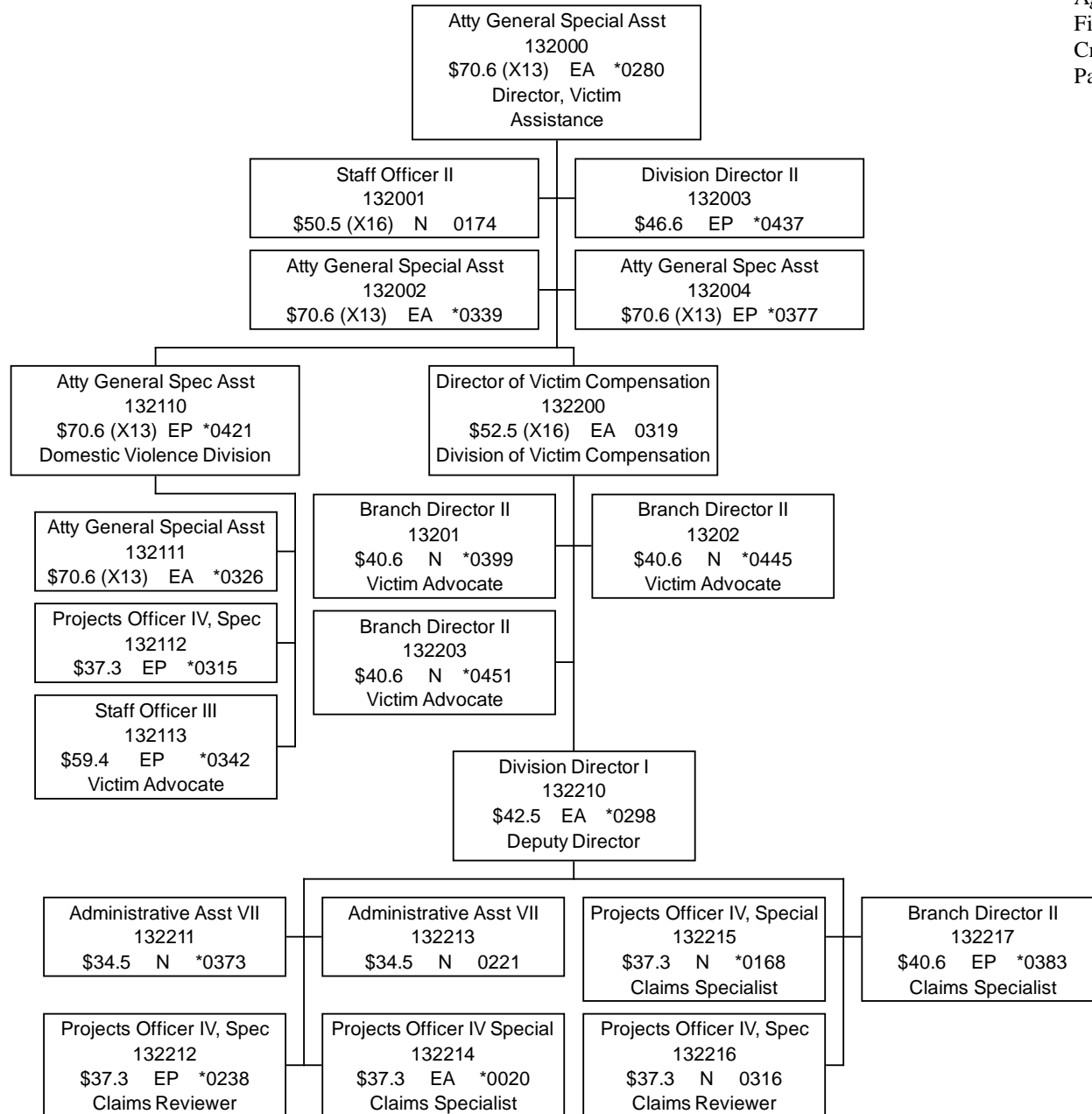
Office of the Attorney General
 Agency 90071
 Fiscal Year 2020
 Creation Date 5/20/2019
 Page 13 of 21 Pages



*Time-limited (X14)

Office of Victim Assistance

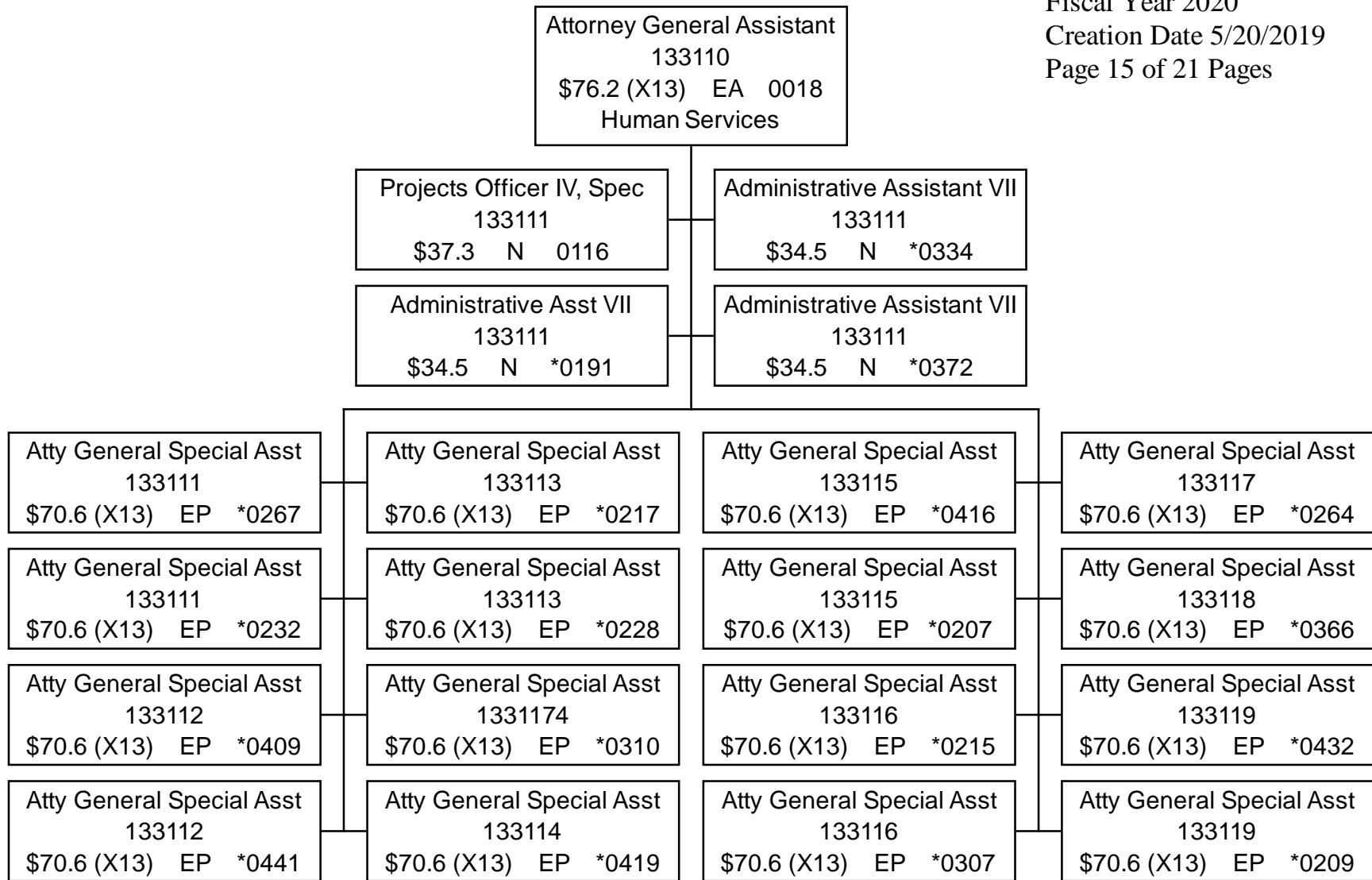
Office of the Attorney General
 Agency 90071
 Fiscal Year 2020
 Creation Date 5/20/2019
 Page 14 of 21 Pages



*Time-limited (X14)

Human Services

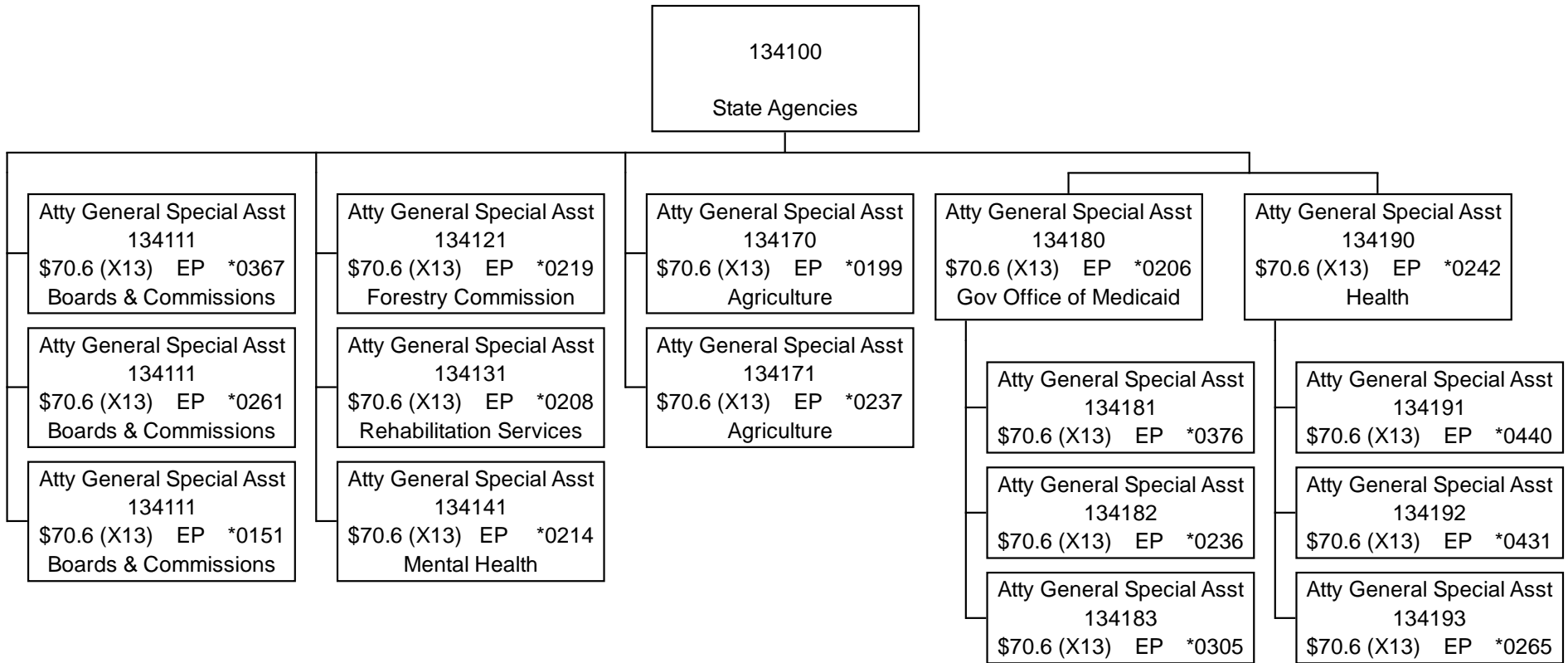
Office of the Attorney General
 Agency 90071
 Fiscal Year 2020
 Creation Date 5/20/2019
 Page 15 of 21 Pages



*Time-limited (X14)

State Agencies

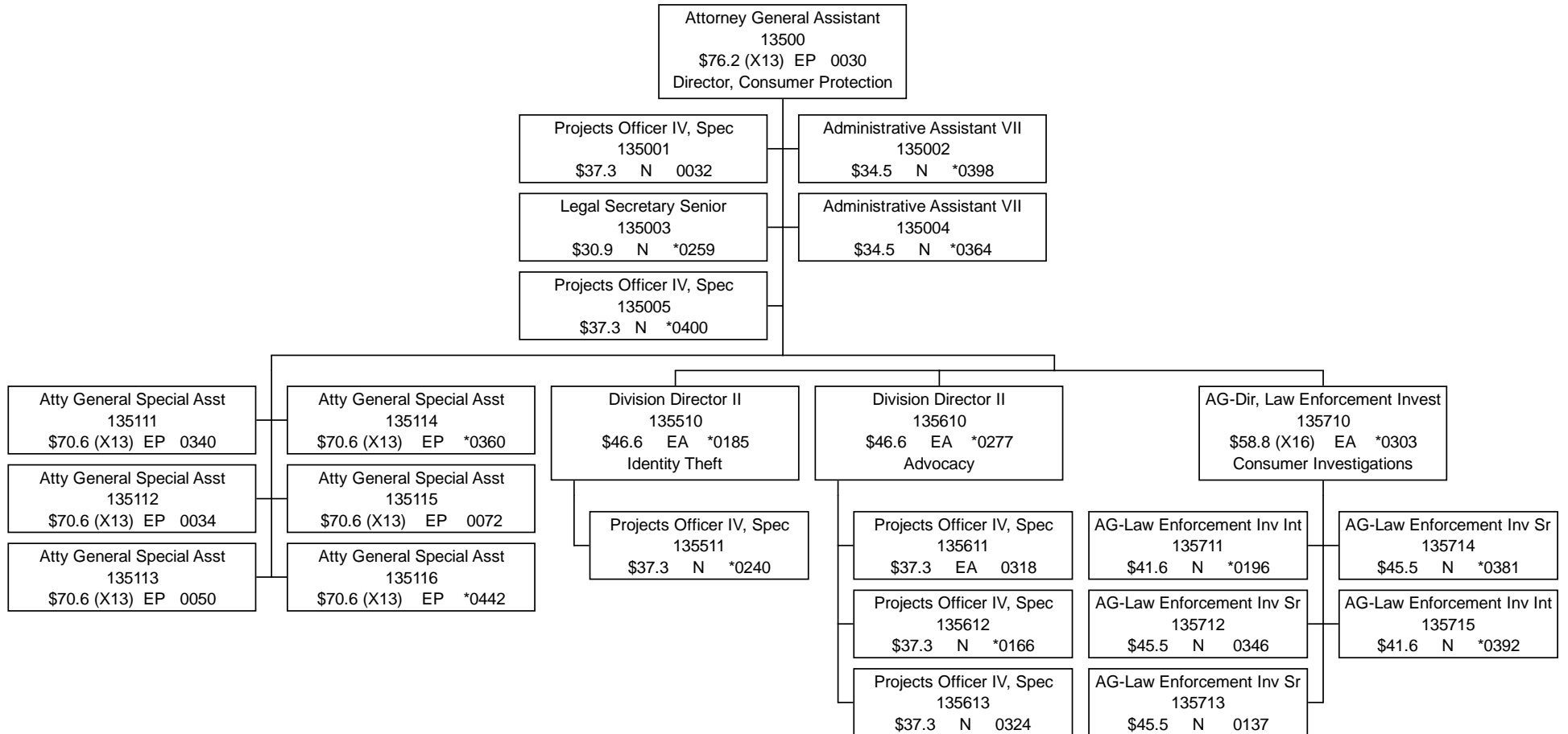
Office of the Attorney General
 Agency 90071
 Fiscal Year 2020
 Creation Date 5/20/2019
 Page 16 of 21 Pages



*Time-limited (X14)

Consumer Protection

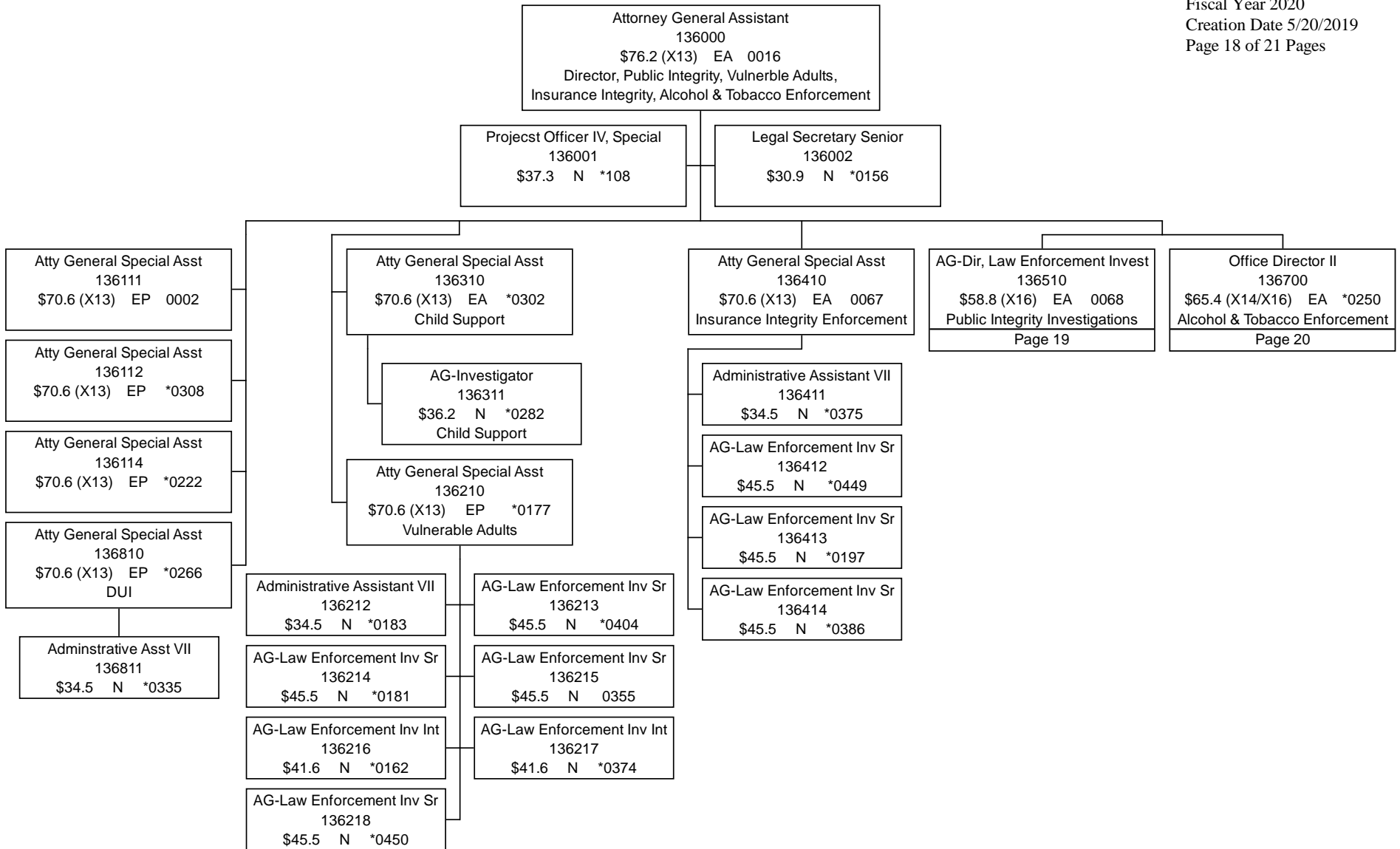
Office of the Attorney General
 Agency 90071
 Fiscal Year 2020
 Creation Date 5/20/2019
 Page 17 of 21 Pages



*Time-limited (X14)

Public Integrity Division

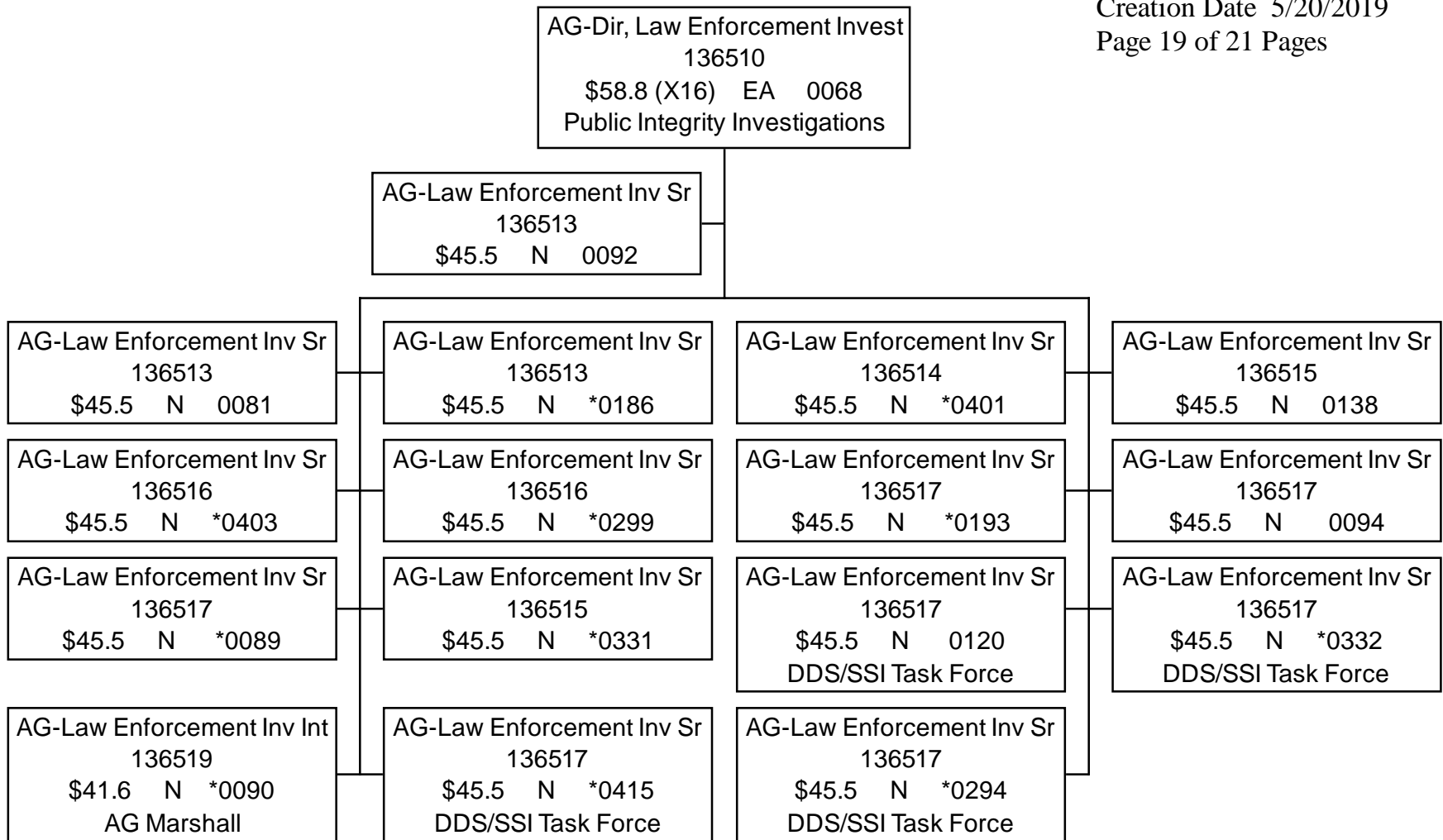
Office of the Attorney General
 Agency 90071
 Fiscal Year 2020
 Creation Date 5/20/2019
 Page 18 of 21 Pages



*Time-limited (X14)

Public Integrity Investigations

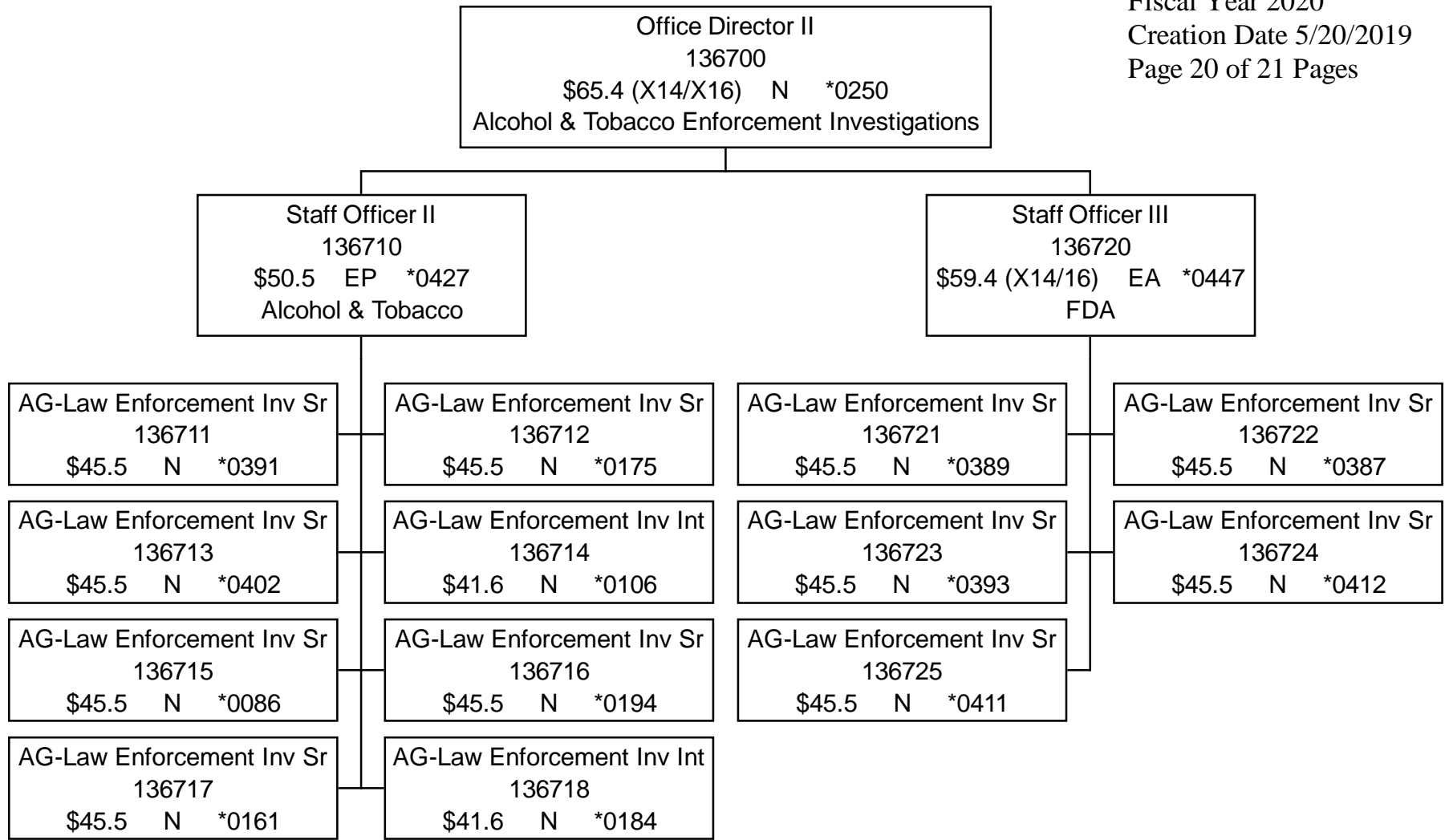
Office of the Attorney General
 Agency 90071
 Fiscal Year 2020
 Creation Date 5/20/2019
 Page 19 of 21 Pages



*Time-limited (X14)

Alcohol & Tobacco Enforcement

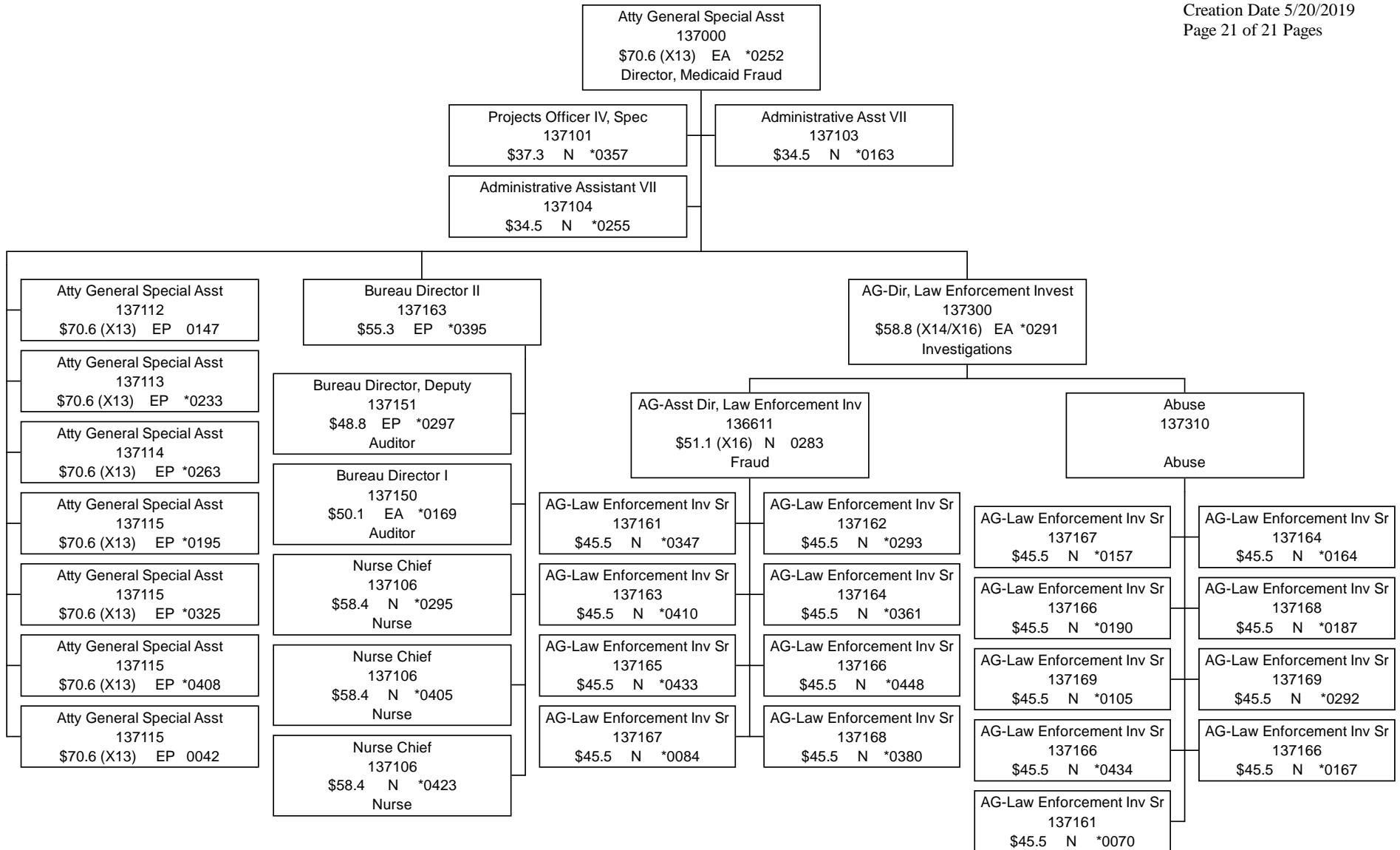
Office of the Attorney General
 Agency 90071
 Fiscal Year 2020
 Creation Date 5/20/2019
 Page 20 of 21 Pages



*Time-limited (X14)

Medicaid Fraud Control Unit

Office of the Attorney General
 Agency 90071
 Fiscal Year 2020
 Creation Date 5/20/2019
 Page 21 of 21 Pages



*Time-limited (X14)

Agency Revenue Source Report - FY2018 Data

As Required by HB 831, 2015 Legislative Session

And SB 2387, 2016 Legislative Session

Agency Name Attorney General's Office

Budget Year 2019

State Support Sources

Amount Received
22,976,084

General Funds

State Support Special Funds:

Amount Received

Education Enhancement Funds

Health Care Expendable Funds

Tobacco Control Funds

Capital Expense Funds

Budget Contingency Funds

Working Cash Stabilization Reserve Funds

List all Federal Funds at its most specific level, such as an office or division, include name of grant, grantor, not the federal department.

Federal Funds

Amount Received
2,292,961

Action or results promised in order to receive funds

DHHS/OIG Medicaid Fraud Control Unit

Investigate and prosecute fraud committed by providers of medical services to Medicaid recipients and investigate and prosecute reports of abuse, neglect and exploitation of residents/patients in Mississippi health care facilities.

DOJ-ICAC-Cyber Crime Division

229,168

Investigate and prosecute Internet Crimes Against Children and maintain the central training facility for ICAC investigative standards and forensic analysis. Provide on-site and in-the-field technical assistance for agencies involved in ICAC cases and extend outreach to law enforcement, the community and educational system for prevention and intervention of internet or technical exploitation of children.

DOJ-JRJ Student Loan Repayment Program

36,278

Assist public servants, both prosecutors and public defenders, in the repayment of student loans.

DOJ-Sexual Assault Arrest Program

62,945

Improve the state's response to the crime of sexual assault as well as improving the quality and access of services to victims of sexual assault.

FDA-Tobacco Inspection Program

631,976

Carry out inspections of entities and retail establishments that sell or advertise cigarettes and/or smokeless tobacco products to determine whether those entities are complying with the Tobacco Control Act. Assist the FDA in any enforcement or judicial actions, including coordinating the drafting and execution of declarations by the officers and minors who participated in inspections, and arranging for their testimony, if necessary, and furnishing evidence.

DPS-DUI Prosecution	150,332	Improve the quality of DUI prosecutions, thus increasing the conviction rate of those offenses.
MSDH-Stop Violence Against Women	37,973	Improve the quality and efficiency of domestic violence and sexual assault prosecutions, thus increasing the conviction rate for those offenses.
MSDH-Victim Assistance Program	233,008	Provide direct assistance to victims including advocacy and support for victims of all crime types.
Federal Task Forces	336,580	The Attorney General's Office has entered into agreements with the Federal Government to provide services to US Customs, FDA, FBI, OIG/SSA-CDI and US Marshal in a collaborative effort to enforce immigration, food & drug, crimes against children and disability laws and to assist in the capture of fugitives.

Description of any Maintenance of Effort agreements entered into with any federal agency or subdivision thereof

Special Funds

Amount Received

Special Fund 3307100000	2,828,724	MSDH Tobacco Support Funds for Tobacco Enforcement Operations; penalty collections, Court Ordered restitution (investigative costs), county payments for Regional Section 2036 Choctaw Compliance Coordinator, financial support from the Annie E Casey Foundation (for juvenile justice programs); Recovery of Indirect Cost on Federal Grants, MS EdNet funding; Steiger Fellowship funding for law intern program; patent filing reimbursements.
Special Fund 3307500000 Unbudgeted	1,310,987	Revenues in this unbudgeted fund are comprised of court ordered restitution and are used to provide financial assistance directly to victims including reimbursement to medical providers, funeral homes, and victims or family members.

Revenue from Tax, Fine or Fee Assessed

Tax, Fine or Fee: The Attorney General's Office receives no revenue from Tax, Fine or Fee Assessed.

Amount Assessed
Amount Collected
Authority to Collect
Method of Determining Assessment
Method of Collection
Amt. & Purpose for which Expended Amount

N/A

Amount Transferred to General Fund
Authority for Transfer to General Fund
Amount Transferred to Another Entity
Authority for Transfer to Other Entity
Name of Other Entity
Fiscal Year-Ending Balance

N/A
N/A
N/A
N/A
N/A

Purpose
N/A

N/A
N/A
N/A
N/A
N/A
N/A