

Attorney General

550 High Street, Ste 1200 - Jackson, MS 39201

Lynn Fitch (359-3163)

AGENCY

ADDRESS

CHIEF EXECUTIVE OFFICER

	Actual Expenses June 30,2022	Estimated Expenses June 30,2023	Requested For June 30,2024	Requested Over/(Under) Estimated	
				AMOUNT	PERCENT
I. A. PERSONAL SERVICES					
1. Salaries, Wages & Fringe Benefits (Base)	24,406,631	29,088,732	29,088,732		
a. Additional Compensation					
b. Proposed Vacancy Rate (Dollar Amount)					
c. Per Diem					
Total Salaries, Wages & Fringe Benefits	24,406,631	29,088,732	29,088,732		
2. Travel					
a. Travel & Subsistence (In-State)	524,406	560,400	560,400		
b. Travel & Subsistence (Out-Of-State)	123,538	175,000	175,000		
c. Travel & Subsistence (Out-Of-Country)					
Total Travel	647,944	735,400	735,400		
B. CONTRACTUAL SERVICE S (Schedule B)					
a. Tuition, Rewards & Awards	112,618	147,000	147,000		
b. Communications, Transportation & Utilities	151,164	42,550	42,550		
c. Public Information					
d. Rents	165,512	310,033	310,033		
e. Repairs & Service	32,843	25,200	25,200		
f. Fees, Professional & Other Services	1,333,274	1,253,500	1,253,500		
g. Other Contractual Services	152,167	198,000	198,000		
h. Data Processing	2,225,044	2,568,147	2,568,147		
i. Other	19,778	12,000	12,000		
Total Contractual Services	4,192,400	4,556,430	4,556,430		
C. COMMODITIES (Schedule C)					
a. Maintenance & Construction Materials & Supplies					
b. Printing & Office Supplies & Materials	194,114	176,732	176,732		
c. Equipment, Repair Parts, Supplies & Accessories	255,212	337,369	337,369		
d. Professional & Scientific Supplies & Materials	18,176	450	450		
e. Other Supplies & Materials	124,018	148,694	148,694		
Total Commodities	591,520	663,245	663,245		
D. CAPITAL OUTLAY					
1. Total Other Than Equipment (Schedule D-1)					
2. Equipment (Schedule D-2)					
b. Road Machinery, Farm & Other Working Equipment					
c. Office Machines, Furniture, Fixtures & Equipment	4,705	97,500		(97,500)	(100.00%)
d. IS Equipment (Data Processing & Telecommunications)	198,606	112,500	210,000	97,500	86.67%
e. Equipment - Lease Purchase					
f. Other Equipment					
Total Equipment (Schedule D-2)	203,311	210,000	210,000		
3. Vehicles (Schedule D-3)	202,141	325,000	325,000		
4. Wireless Comm. Devices (Schedule D-4)					
E. SUBSIDIES, LOANS & GRANTS (Schedule E)	1,888,559	4,155,881	4,155,881		
TOTAL EXPENDITURES	32,132,506	39,734,688	39,734,688		
II. BUDGET TO BE FUNDED AS FOLLOWS:					
Cash Balance-Unencumbered	2,183,974	3,555,202	3,555,202		
General Fund Appropriation (Enter General Fund Lapse Below)	27,374,540	29,857,765	29,857,765		
State Support Special Funds		350,000	350,000		
Federal Funds _____ Other Special Funds (Specify) _____	4,434,724	4,502,408	4,502,408		
Attorney General	1,504,470	2,524,515	2,524,515		
Victims of Human Traff & Comm Sex Ep Fd		2,500,000	2,500,000		
AGO Discretionary	75,000				
Discret Hazard Duty	115,000				
Less: Estimated Cash Available Next Fiscal Period	(3,555,202)	(3,555,202)	(3,555,202)		
TOTAL FUNDS (equals Total Expenditures above)	32,132,506	39,734,688	39,734,688		
GENERAL FUND LAPSE					
III: PERSONNEL DATA					
Number of Positions Authorized in Appropriation Bill					
a.) Perm Full	94	88	88		
b.) Perm Part					
c.) T-L Full	243	229	229		
d.) T-L Part					
Average Annual Vacancy Rate (Percentage)	4.60				
a.) Perm Full					
b.) Perm Part					
c.) T-L Full	11.80				
d.) T-L Part					

Approved by: Lynn Fitch

Official of Board or Commission

Submitted by: Yolanda Nash

Date: 8/1/2022 4:40 PM

Budget Officer: Yolanda Nash / yolanda.nash@ago.ms.gov

Phone Number: 601-359-3956

Title: Director of Accounting and

REQUEST BY FUNDING SOURCE

Name of Agency : Attorney General

Specify Funding Sources As Shown Below	FY 2022 Actual Amount	% of Line Item	% of Total Budget	FY 2023 Estimated Amount	% of Line Item	% of Total Budget	FY 2024 Requested Amount	% of Line Item	% of Total Budget
1. General _____ State Support Special (Specify) _____	20,649,276	84.61%		24,089,781	82.81%		24,089,781	82.81%	
2. Budget Contingency Fund									
3. Education Enhancement Fund									
4. Health Care Expendable Fund									
5. Tobacco Control Fund									
6. Capital Expense Fund									
7. Working Cash Stabilization Reserve Fund									
8. BP Settlement Fund									
9. Gulf Coast Restoration Fund									
10. Coronavirus Local Fiscal Recovery Fund									
11. Coronavirus State Fiscal Recovery Fund									
12. Coronavirus State Fiscal Recovery Lost Revenue Fund									
13. MS Assoc of Ind Colleges and Univ (MAICU) Fund									
14. Federal _____ Other Special (Specify) _____	3,550,289	14.55%		3,847,216	13.23%		3,847,216	13.23%	
15. Attorney General	92,419	0.38%		1,151,735	3.96%		1,151,735	3.96%	
16. Victims of Human Traff & Comm Sex Ep									
17. AGO Discretionary									
18. Discret Hazard Duty	114,647	0.47%							
Total Salaries	24,406,631		75.96%	29,088,732		73.21%	29,088,732		73.21%
1. General _____ State Support Special (Specify) _____	430,678	66.47%		480,000	65.27%		480,000	65.27%	
2. Budget Contingency Fund									
3. Education Enhancement Fund									
4. Health Care Expendable Fund									
5. Tobacco Control Fund									
6. Capital Expense Fund									
7. Working Cash Stabilization Reserve Fund									
8. BP Settlement Fund									
9. Gulf Coast Restoration Fund									
10. Coronavirus Local Fiscal Recovery Fund									
11. Coronavirus State Fiscal Recovery Fund									
12. Coronavirus State Fiscal Recovery Lost Revenue Fund									
13. MS Assoc of Ind Colleges and Univ (MAICU) Fund									
14. Federal _____ Other Special (Specify) _____	216,039	33.34%		225,400	30.65%		225,400	30.65%	
15. Attorney General	1,227	0.19%		30,000	4.08%		30,000	4.08%	
16. Victims of Human Traff & Comm Sex Ep									
17. AGO Discretionary									
18. Discret Hazard Duty									
Total Travel	647,944		2.02%	735,400		1.85%	735,400		1.85%

REQUEST BY FUNDING SOURCE

Name of Agency : Attorney General

Specify Funding Sources As Shown Below	FY 2022 Actual Amount	% of Line Item	% of Total Budget	FY 2023 Estimated Amount	% of Line Item	% of Total Budget	FY 2024 Requested Amount	% of Line Item	% of Total Budget
1. General _____ State Support Special (Specify) _____	3,705,880	88.40%		2,961,750	65.00%		2,961,750	65.00%	
2. Budget Contingency Fund									
3. Education Enhancement Fund									
4. Health Care Expendable Fund									
5. Tobacco Control Fund									
6. Capital Expense Fund									
7. Working Cash Stabilization Reserve Fund									
8. BP Settlement Fund									
9. Gulf Coast Restoration Fund									
10. Coronavirus Local Fiscal Recovery Fund									
11. Coronavirus State Fiscal Recovery Fund									
12. Coronavirus State Fiscal Recovery Lost Revenue Fund									
13. MS Assoc of Ind Colleges and Univ (MAICU) Fund									
14. Federal _____ Other Special (Specify) _____	398,599	9.51%		287,650	6.31%		287,650	6.31%	
15. Attorney General	13,096	0.31%		1,307,030	28.69%		1,307,030	28.69%	
16. Victims of Human Traff & Comm Sex Ep									
17. AGO Discretionary	74,825	1.78%							
18. Discret Hazard Duty									
Total Contractual	4,192,400		13.05%	4,556,430		11.47%	4,556,430		11.47%
1. General _____ State Support Special (Specify) _____	496,191	83.88%		566,745	85.45%		566,745	85.45%	
2. Budget Contingency Fund									
3. Education Enhancement Fund									
4. Health Care Expendable Fund									
5. Tobacco Control Fund									
6. Capital Expense Fund									
7. Working Cash Stabilization Reserve Fund									
8. BP Settlement Fund									
9. Gulf Coast Restoration Fund									
10. Coronavirus Local Fiscal Recovery Fund									
11. Coronavirus State Fiscal Recovery Fund									
12. Coronavirus State Fiscal Recovery Lost Revenue Fund									
13. MS Assoc of Ind Colleges and Univ (MAICU) Fund									
14. Federal _____ Other Special (Specify) _____	95,329	16.12%		67,000	10.10%		67,000	10.10%	
15. Attorney General				29,500	4.45%		29,500	4.45%	
16. Victims of Human Traff & Comm Sex Ep									
17. AGO Discretionary									
18. Discret Hazard Duty									
Total Commodities	591,520		1.84%	663,245		1.67%	663,245		1.67%

REQUEST BY FUNDING SOURCE

Name of Agency : Attorney General

Specify Funding Sources As Shown Below	FY 2022 Actual Amount	% of Line Item	% of Total Budget	FY 2023 Estimated Amount	% of Line Item	% of Total Budget	FY 2024 Requested Amount	% of Line Item	% of Total Budget
1. General _____ State Support Special (Specify) _____									
2. Budget Contingency Fund									
3. Education Enhancement Fund									
4. Health Care Expendable Fund									
5. Tobacco Control Fund									
6. Capital Expense Fund									
7. Working Cash Stabilization Reserve Fund									
8. BP Settlement Fund									
9. Gulf Coast Restoration Fund									
10. Coronavirus Local Fiscal Recovery Fund									
11. Coronavirus State Fiscal Recovery Fund									
12. Coronavirus State Fiscal Recovery Lost Revenue Fund									
13. MS Assoc of Ind Colleges and Univ (MAICU) Fund									
14. Federal _____ Other Special (Specify) _____									
15. Attorney General									
16. Victims of Human Traff & Comm Sex Ep									
17. AGO Discretionary									
18. Discret Hazard Duty									
Total Capital Other Than Equipment									
1. General _____ State Support Special (Specify) _____	157,360	77.40%		40,000	19.05%		40,000	19.05%	
2. Budget Contingency Fund									
3. Education Enhancement Fund									
4. Health Care Expendable Fund									
5. Tobacco Control Fund									
6. Capital Expense Fund				150,000	71.43%		150,000	71.43%	
7. Working Cash Stabilization Reserve Fund									
8. BP Settlement Fund									
9. Gulf Coast Restoration Fund									
10. Coronavirus Local Fiscal Recovery Fund									
11. Coronavirus State Fiscal Recovery Fund									
12. Coronavirus State Fiscal Recovery Lost Revenue Fund									
13. MS Assoc of Ind Colleges and Univ (MAICU) Fund									
14. Federal _____ Other Special (Specify) _____	45,951	22.60%		20,000	9.52%		20,000	9.52%	
15. Attorney General									
16. Victims of Human Traff & Comm Sex Ep									
17. AGO Discretionary									
18. Discret Hazard Duty									
Total Capital Equipment	203,311		0.63%	210,000		0.53%	210,000		0.53%

REQUEST BY FUNDING SOURCE

Name of Agency : Attorney General

Specify Funding Sources As Shown Below	FY 2022 Actual Amount	% of Line Item	% of Total Budget	FY 2023 Estimated Amount	% of Line Item	% of Total Budget	FY 2024 Requested Amount	% of Line Item	% of Total Budget
1. General _____ State Support Special (Specify) _____	83,381	41.25%		100,000	30.77%		100,000	30.77%	
2. Budget Contingency Fund									
3. Education Enhancement Fund									
4. Health Care Expendable Fund									
5. Tobacco Control Fund									
6. Capital Expense Fund				200,000	61.54%		200,000	61.54%	
7. Working Cash Stabilization Reserve Fund									
8. BP Settlement Fund									
9. Gulf Coast Restoration Fund									
10. Coronavirus Local Fiscal Recovery Fund									
11. Coronavirus State Fiscal Recovery Fund									
12. Coronavirus State Fiscal Recovery Lost Revenue Fund									
13. MS Assoc of Ind Colleges and Univ (MAICU) Fund									
14. Federal _____ Other Special (Specify) _____	92,260	45.64%		18,750	5.77%		18,750	5.77%	
15. Attorney General	26,500	13.11%		6,250	1.92%		6,250	1.92%	
16. Victims of Human Traff & Comm Sex Ep									
17. AGO Discretionary									
18. Discret Hazard Duty									
Total Vehicles	202,141		0.63%	325,000		0.82%	325,000		0.82%
1. General _____ State Support Special (Specify) _____									
2. Budget Contingency Fund									
3. Education Enhancement Fund									
4. Health Care Expendable Fund									
5. Tobacco Control Fund									
6. Capital Expense Fund									
7. Working Cash Stabilization Reserve Fund									
8. BP Settlement Fund									
9. Gulf Coast Restoration Fund									
10. Coronavirus Local Fiscal Recovery Fund									
11. Coronavirus State Fiscal Recovery Fund									
12. Coronavirus State Fiscal Recovery Lost Revenue Fund									
13. MS Assoc of Ind Colleges and Univ (MAICU) Fund									
14. Federal _____ Other Special (Specify) _____									
15. Attorney General									
16. Victims of Human Traff & Comm Sex Ep									
17. AGO Discretionary									
18. Discret Hazard Duty									
Total Wireless Communication Devs.									

REQUEST BY FUNDING SOURCE

Name of Agency : Attorney General

Specify Funding Sources As Shown Below	FY 2022 Actual Amount	% of Line Item	% of Total Budget	FY 2023 Estimated Amount	% of Line Item	% of Total Budget	FY 2024 Requested Amount	% of Line Item	% of Total Budget
1. General _____ State Support Special (Specify) _____	1,851,774	98.05%		1,619,489	38.97%		1,619,489	38.97%	
2. Budget Contingency Fund									
3. Education Enhancement Fund									
4. Health Care Expendable Fund									
5. Tobacco Control Fund									
6. Capital Expense Fund									
7. Working Cash Stabilization Reserve Fund									
8. BP Settlement Fund									
9. Gulf Coast Restoration Fund									
10. Coronavirus Local Fiscal Recovery Fund									
11. Coronavirus State Fiscal Recovery Fund									
12. Coronavirus State Fiscal Recovery Lost Revenue Fund									
13. MS Assoc of Ind Colleges and Univ (MAICU) Fund									
14. Federal _____ Other Special (Specify) _____	36,257	1.92%		36,392	0.88%		36,392	0.88%	
15. Attorney General									
16. Victims of Human Traff & Comm Sex Ep				2,500,000	60.16%		2,500,000	60.16%	
17. AGO Discretionary	175	0.01%							
18. Discret Hazard Duty	353	0.02%							
Total Subsidies	1,888,559		5.88%	4,155,881		10.46%	4,155,881		10.46%
1. General _____ State Support Special (Specify) _____	27,374,540	85.19%		29,857,765	75.14%		29,857,765	75.14%	
2. Budget Contingency Fund									
3. Education Enhancement Fund									
4. Health Care Expendable Fund									
5. Tobacco Control Fund									
6. Capital Expense Fund				350,000	0.88%		350,000	0.88%	
7. Working Cash Stabilization Reserve Fund									
8. BP Settlement Fund									
9. Gulf Coast Restoration Fund									
10. Coronavirus Local Fiscal Recovery Fund									
11. Coronavirus State Fiscal Recovery Fund									
12. Coronavirus State Fiscal Recovery Lost Revenue Fund									
13. MS Assoc of Ind Colleges and Univ (MAICU) Fund									
14. Federal _____ Other Special (Specify) _____	4,434,724	13.80%		4,502,408	11.33%		4,502,408	11.33%	
15. Attorney General	133,242	0.41%		2,524,515	6.35%		2,524,515	6.35%	
16. Victims of Human Traff & Comm Sex Ep				2,500,000	6.29%		2,500,000	6.29%	
17. AGO Discretionary	75,000	0.23%							
18. Discret Hazard Duty	115,000	0.36%							
TOTAL	32,132,506		100.00%	39,734,688		100.00%	39,734,688		100.00%

SPECIAL FUNDS DETAIL

Attorney General (070-00)

Name of Agency

S. STATE SUPPORT SPECIAL FUNDS	Source (Fund Number)	Detailed Description of Source	(1)	(2)	(3)
			Actual Revenues FY 2022	Estimated Revenues FY 2023	Requested Revenues FY 2024
	Budget Contingency Fund	BCF - Budget Contingency Fund			
	Education Enhancement Fund	EEF - Education Enhancement Fund			
	Health Care Expendable Fund	HCEF - Health Care Expendable Fund			
	Tobacco Control Fund	TCF - Tobacco Control Fund			
	Capital Expense Fund	CEF - Capital Expense Fund		350,000	350,000
	Working Cash Stabilization Reserve Fund	WCSSF - Working Cash Stabilization Reserve Fund			
	BP Settlement Fund	BPSF - BP Settlement Fund			
	Gulf Coast Restoration Fund	GCRF - Gulf Coast Restoration Fund			
	Coronavirus Local Fiscal Recovery Fund	CLFRF - Coronavirus Local Fiscal Recovery Fund			
	Coronavirus State Fiscal Recovery Fund ()	CSFRF - Coronavirus State Fiscal Recovery Fund			
	Coronavirus State Fiscal Recovery Lost Revenue Fund	CLFRLF - Coronavirus State Fiscal Recovery Lost Revenue Fund			
	MS Assoc of Ind Colleges and Univ (MAICU) Fund	MAICUF - MS Assoc of Independent Colleges and Universities Fund			
State Support Special Fund TOTAL				350,000	350,000
STATE SUPPORT SPECIAL FUND LAPSE					

A. FEDERAL FUNDS *	Source (Fund Number)	Detailed Description of Source	Percentage Match Requirement		(1)	(2)	(3)
			FY 2023	FY 2024	Actual Revenues FY 2022	Estimated Revenues FY 2023	Requested Revenues FY 2024
		Cash Balance-Unencumbered					
	DHHS/OIG Medicaid Fraud Control Unit (5307100000)	Federal/Treasury	25.00	25.00	2,621,076	2,787,283	2,787,283
	DOJ/ICAC Cyber Crime (5307100000)	Federal/Treasury	0.00	0.00	386,746	338,277	338,277
	DOJ/JRJ Student Loan Repayment (5307100000)	Federal/Treasury	0.00	0.00	36,257	36,100	36,100
	FDA Tobacco Inspection Program (5307100000)	Federal/Treasury	0.00	0.00	564,766	545,195	545,195
	DPS - DUI Prosecution (5307100000)	Federal/Treasury	0.00	0.00	192,756	146,000	146,000
	MSDH - Stop Violence Against Women (5307100000)	Federal/Treasury	0.00	0.00	31,438	61,152	61,152
	MSDH - Victim Assistance Grant Program (5307100000)	Federal/Treasury	0.00	0.00	283,288	267,401	267,401
	SSA/OIG Cooperative Disability Investigation Task Force (5307100000)	Federal/Treasury	0.00	0.00	194,396	293,000	293,000
	Federal Task Forces - FDA, Cyber, US Marshal (5307100000)	Federal/Treasury	0.00	0.00	124,001	28,000	28,000
Federal Fund TOTAL					4,434,724	4,502,408	4,502,408

SPECIAL FUNDS DETAIL

Attorney General (070-00)

Name of Agency

B. OTHER SPECIAL FUNDS (NON-FED'L)		(1) Actual Revenues FY 2022	(2) Estimated Revenues FY 2023	(3) Requested Revenues FY 2024
Source (Fund Number)	Detailed Description of Source			
	Cash Balance-Unencumbered	2,183,974	3,555,202	3,555,202
Attorney General (3307100000)	Special Funds/Treasury	1,504,470	2,524,515	2,524,515
Victims of Human Traff & Comm Sex Ep Fd (3307800000)	Special Funds/Treasury		2,500,000	2,500,000
AGO Discretionary (6820107100)	Special Funds/Treasury	75,000		
Discret Hazard Duty (6820107200)	Special Funds/Treasury	115,000		
Other Special Fund TOTAL		3,878,444	8,579,717	8,579,717

SECTIONS S + A + B TOTAL	8,313,168	13,432,125	13,432,125
---------------------------------	------------------	-------------------	-------------------

C. TREASURY FUND/BANK ACCOUNTS *			(1) Reconciled Balance as of 6/30/22	(2) Balance as of 6/30/23	(3) Balance as of 6/30/24
Name of Fund/Account	Fund/Account Number	Name of Bank (If Applicable)			
Imprest Fund	2207100000	Community Bank	2,209	5,000	5,000
Investigation Fund	2207100000	Community Bank	14,546	20,000	20,000
Sponsorship Fund	3307100000	Trustmark National Bank	4,349	4,349	4,349
Cafeteria Plan	880160000	Bancorp South	173,153	173,153	173,153
Attorney General Contingent Fund	880170000	Trustmark National Bank	47,792,008	10,000,000	9,000,000

* Any non-federal funds that have restricted uses must be identified and narrative of restrictions attached.

**NARRATIVE OF SPECIAL FUNDS DETAIL AND TREASURY
FUND/BANK ACCOUNTS**

Attorney General (070-00)

Name of Agency

STATE SUPPORT SPECIAL FUNDS

In the FY2023 appropriation bill, the Office of the Attorney General received \$350,000 in State Support Special Funds for the purpose of providing funds for equipment and vehicles for agency operations.

FEDERAL FUNDS

**NARRATIVE OF SPECIAL FUNDS DETAIL AND TREASURY
FUND/BANK ACCOUNTS**

Attorney General (070-00)

Name of Agency

The U. S. Department of Health & Human Services/Office of Inspector General has awarded funds to the Attorney General's Medicaid Fraud Control Unit. The Unit was established to investigate and prosecute fraud committed by providers of medical services to Medicaid recipients. The Unit also investigates reports of abuse/neglect/exploitation of adult residents/patients in Mississippi health care facilities. The Medicaid Fraud grant award requires a 25% State match.

The U. S. Department of Justice awarded a continuation grant to the Attorney General's Cyber Crime Division to establish and operate an Internet Crimes Against Children (ICAC) Task Force. The ICAC Task Force is the umbrella agency for the State of Mississippi for enforcement, investigation, and prosecution of Internet Crimes Against Children. The Task Force is the central training facility for ICAC investigative standards, forensic analysis, and prosecution and provides on-site and in-the-field technical assistance for agencies involved in ICAC cases. The Task Force provides leadership for proactive and reactive investigations and extends outreach into law enforcement, the community, and educational system for prevention and intervention of internet or technological exploitation of children.

The U. S. Department of Justice awarded grant funds to the Attorney General's Prosecutor and Law Enforcement Training Division to assist public servants in the repayment of student loans. One hundred percent of this funding will be awarded to prosecutors and public defenders who qualify for loan assistance.

The U. S. Food and Drug Administration (FDA) has awarded funds to the Attorney General's Tobacco and Alcohol Enforcement Division for the purpose of carrying out inspections of entities and retail establishments that sell or advertise cigarettes and/or smokeless tobacco products to determine whether those entities are complying with the Tobacco Control Act. FDA has been granted authority to regulate the manufacture, marketing, and distribution of tobacco products to protect the public health generally and to reduce tobacco use by minors. The award will enable the Attorney General's Office to assist FDA in any enforcement or judicial actions, including coordinating the drafting and execution of declarations by the officers and minors who participated in inspections, and arranging for their testimony, if necessary, and furnishing evidence.

Federal sub-grant funds were received from the Department of Public Safety to improve the quality of DUI prosecutions, thus increasing the conviction rate for those offenses. The impaired driver is the primary contributing factor in fatal traffic crashes every year. Although speeding and other aggressive driving behaviors cause deadly crashes too, alcohol remains the predominant enemy of traffic safety. When DUI arrests decrease, there are corresponding increases in traffic fatalities.

The Mississippi State Department of Health has awarded funding through Office Against Interpersonal Violence to the Attorney General's Office. The Mississippi State Department of Health sub-grant is a Violence Against Women Act (VAWA-STOP) grant which is used to develop and provide educational courses for law enforcement, court clerks, prosecutors, judges, and advocates on the topics of domestic violence, sex crimes, stalking, strangulation, and human trafficking. Other duties include assisting local prosecutors in the prosecution of cases as needed and serving as a resource for law enforcement, judges, and other court personnel when questions arise.

The Mississippi State Department of Health has awarded funding through the Office Against Interpersonal Violence to the Attorney General's Crime Victim Compensation Division. The Mississippi State Department of Health sub-grant is a VOCA Victim Assistance grant which is used to provide advocacy and support for victims of all crime types.

The Attorney General's Office has entered into an agreement with the OIG/CDI in a collaborative effort to provide services in the enforcement of disability laws.

The Attorney General's Office has entered into an agreement with the FBI in a collaborative effort to provide services in the enforcement of crimes against children laws.

The Attorney General's Office has entered into an agreement with the FDA in a collaborative effort to provide services in the enforcement of food and drug laws.

The Attorney General's Office has entered into an agreement with U.S. Customs in a collaborative effort to provide services in the enforcement of immigration laws.

The Attorney General's Office has entered into an agreement with the U.S. Marshals Service in a collaborative effort to provide services in the apprehension of fugitives.

**NARRATIVE OF SPECIAL FUNDS DETAIL AND TREASURY
FUND/BANK ACCOUNTS**

Attorney General (070-00)

Name of Agency

OTHER SPECIAL FUNDS

The Attorney General Special Funds consist of monies, which may be limited or restricted by federal or State law, by court order, by grant conditions or other limitations. These sources include monies such as consumer penalties designated for consumer fraud education and investigative and enforcement operations, Medicaid fraud penalties, court ordered settlements and restitution, MSDH Tobacco Funding, seized and forfeited funds designated for consumer protection or human trafficking activities, indirect costs recovered on federal grants, MS EdNet funding, and the Janet D. Steiger funds designated as a fellowship for law student internships.

TREASURY FUND / BANK

Attorney General's Office Imprest Fund, Community Bank, is the agency's petty cash account used for general authorized expenditures.

Attorney General's Office Investigation Fund, Community Bank, is an imprest fund utilized for costs (often confidential in nature) related to Drug Investigations, White-Collar Crime, Cyber Crime, Consumer and Medicaid Fraud cases.

The Attorney General Sponsorship Fund, Trustmark Bank, is used for programs and events that support state law enforcement officers.

Attorney General's Cafeteria Plan Checking, Bancorpsouth, is established in order to pay reimbursements to employees participating in the Cafeteria Plan. Funds are deposited into the account each month from employee payroll deductions. Documentation is submitted to the plan administrator and checks are processed by the plan administrator. This office receives the checks from the plan administrator and distributes them to appropriate employees.

The Attorney General Contingent Fund, Trustmark Bank, is used for the purpose of holding and distributing monies, expenses, and fees from judgments, settlements, restitution, and penalties, etc

CONTINUATION AND EXPANDED TOTAL REQUEST

Attorney General (070-00)

SUMMARY OF ALL PROGRAMS

Name of Agency

Program

	FY 2022 Actual				
	(1) General	(2) State Support Special	(3) Federal	(4) Other Special	(5) Total
Salaries,Wages & Fringe	20,649,276		3,550,289	207,066	24,406,631
Travel	430,678		216,039	1,227	647,944
Contractual Services	3,705,880		398,599	87,921	4,192,400
Commodities	496,191		95,329		591,520
Other Than Equipment					
Equipment	157,360		45,951		203,311
Vehicles	83,381		92,260	26,500	202,141
Wireless Communication Devices					
Subsidies, Loans & Grants	1,851,774		36,257	528	1,888,559
Total	27,374,540		4,434,724	323,242	32,132,506
No. of Positions (FTE)	293.00		44.00		337.00

	FY 2023 Estimated				
	(6) General	(7) State Support Special	(8) Federal	(9) Other Special	(10) Total
Salaries,Wages & Fringe	24,089,781		3,847,216	1,151,735	29,088,732
Travel	480,000		225,400	30,000	735,400
Contractual Services	2,961,750		287,650	1,307,030	4,556,430
Commodities	566,745		67,000	29,500	663,245
Other Than Equipment					
Equipment	40,000	150,000	20,000		210,000
Vehicles	100,000	200,000	18,750	6,250	325,000
Wireless Communication Devices					
Subsidies, Loans & Grants	1,619,489		36,392	2,500,000	4,155,881
Total	29,857,765	350,000	4,502,408	5,024,515	39,734,688
No. of Positions (FTE)	273.00		44.00		317.00

	FY 2024 Increase/Decrease for Continuation				
	(11) General	(12) State Support Special	(13) Federal	(14) Other Special	(15) Total
Salaries,Wages & Fringe					
Travel					
Contractual Services					
Commodities					
Other Than Equipment					
Equipment					
Vehicles					
Wireless Communication Devices					
Subsidies, Loans & Grants					
Total					
No. of Positions (FTE)					

Note: FY2024 Total Request = FY2023 Estimated + FY2024 Incr(Decr) for Continuation + FY2024 Expansion/Reduction of Existing Activities + FY2024 New Activities.

CONTINUATION AND EXPANDED TOTAL REQUEST

Attorney General (070-00)

SUMMARY OF ALL PROGRAMS

Name of Agency	Program				
	FY 2024 Expansion/Reduction of Existing Activities				
	(16) General	(17) State Support Special	(18) Federal	(19) Other Special	(20) Total
Salaries,Wages & Fringe					
Travel					
Contractual Services					
Commodities					
Other Than Equipment					
Equipment					
Vehicles					
Wireless Communication Devices					
Subsidies, Loans & Grants					
Total					
No. of Positions (FTE)					

	FY 2024 New Activities (*)				
	(21) General	(22) State Support Special	(23) Federal	(24) Other Special	(25) Total
Salaries,Wages & Fringe					
Travel					
Contractual Services					
Commodities					
Other Than Equipment					
Equipment					
Vehicles					
Wireless Communication Devices					
Subsidies, Loans & Grants					
Total					
No. of Positions (FTE)					

	FY 2024 Total Request				
	(26) General	(27) State Support Special	(28) Federal	(29) Other Special	(30) Total
Salaries,Wages & Fringe	24,089,781		3,847,216	1,151,735	29,088,732
Travel	480,000		225,400	30,000	735,400
Contractual Services	2,961,750		287,650	1,307,030	4,556,430
Commodities	566,745		67,000	29,500	663,245
Other Than Equipment					
Equipment	40,000	150,000	20,000		210,000
Vehicles	100,000	200,000	18,750	6,250	325,000
Wireless Communication Devices					
Subsidies, Loans & Grants	1,619,489		36,392	2,500,000	4,155,881
Total	29,857,765	350,000	4,502,408	5,024,515	39,734,688
No. of Positions (FTE)	273.00		44.00		317.00

Note: FY2024 Total Request = FY2023 Estimated + FY2024 Incr(Decr) for Continuation + FY2024 Expansion/Reduction of Existing Activities + FY2024 New Activities.

**SUMMARY OF PROGRAMS
FORM MBR-1-03sum**

Attorney General (070-00)

Name of Agency

FUNDING REQUESTED FISCAL YEAR 2024

	PROGRAM	GENERAL	ST. SUPP. SPECIAL	FEDERAL	OTHER SPECIAL	TOTAL
1.	Supportive Services	3,457,759	14,873		44,647	3,517,279
2.	Training	1,129,353	6,506	270,991	1,147,207	2,554,057
3.	Litigation	5,071,903	21,218		35,338	5,128,459
4.	Opinions	724,751	3,070		10,024	737,845
5.	State Agency Contracts	7,006,479	29,721		1,128,285	8,164,485
6.	Insurance Integrity Enforcement	207,959	864			208,823
7.	Other Mandated Programs	11,480,292	268,547	3,971,728	2,659,014	18,379,581
8.	Crime Victims Compensation	779,269	5,201	259,689		1,044,159
	Summary of All Programs	29,857,765	350,000	4,502,408	5,024,515	39,734,688

CONTINUATION AND EXPANDED REQUEST

Program 1 of 8
Supportive Services

Attorney General (070-00)

Name of Agency	FY 2022 Actual				
	(1)	(2)	(3)	(4)	(5)
	General	State Support Special	Federal	Other Special	Total
Salaries,Wages & Fringe	2,438,677				2,438,677
Travel	35,563				35,563
Contractual Services	446,000			3,079	449,079
Commodities	47,344				47,344
Other Than Equipment					
Equipment	14,900				14,900
Vehicles					
Wireless Communication Devices					
Subsidies, Loans & Grants	181,595				181,595
Total	3,164,079			3,079	3,167,158
No. of Positions (FTE)	31.00				31.00

Name of Agency	FY 2023 Estimated				
	(6)	(7)	(8)	(9)	(10)
	General	State Support Special	Federal	Other Special	Total
Salaries,Wages & Fringe	2,845,000				2,845,000
Travel	39,636				39,636
Contractual Services	356,444			44,647	401,091
Commodities	54,076				54,076
Other Than Equipment					
Equipment	3,787	14,873			18,660
Vehicles					
Wireless Communication Devices					
Subsidies, Loans & Grants	158,816				158,816
Total	3,457,759	14,873		44,647	3,517,279
No. of Positions (FTE)	31.00				31.00

Name of Agency	FY 2024 Increase/Decrease for Continuation				
	(11)	(12)	(13)	(14)	(15)
	General	State Support Special	Federal	Other Special	Total
Salaries,Wages & Fringe					
Travel					
Contractual Services					
Commodities					
Other Than Equipment					
Equipment					
Vehicles					
Wireless Communication Devices					
Subsidies, Loans & Grants					
Total					
No. of Positions (FTE)					

Note: FY2024 Total Request = FY2023 Estimated + FY2024 Incr(Decr) for Continuation + FY2024 Expansion/Reduction of Existing Activities + FY2024 New Activities.

CONTINUATION AND EXPANDED REQUEST

Program 1 of 8
Supportive Services

Attorney General (070-00)

	FY 2024 Expansion/Reduction of Existing Activities				
	(16) General	(17) State Support Special	(18) Federal	(19) Other Special	(20) Total
Salaries,Wages & Fringe					
Travel					
Contractual Services					
Commodities					
Other Than Equipment					
Equipment					
Vehicles					
Wireless Communication Devices					
Subsidies, Loans & Grants					
Total					
No. of Positions (FTE)					

	FY 2024 New Activities (*)				
	(21) General	(22) State Support Special	(23) Federal	(24) Other Special	(25) Total
Salaries,Wages & Fringe					
Travel					
Contractual Services					
Commodities					
Other Than Equipment					
Equipment					
Vehicles					
Wireless Communication Devices					
Subsidies, Loans & Grants					
Total					
No. of Positions (FTE)					

	FY 2024 Total Request				
	(26) General	(27) State Support Special	(28) Federal	(29) Other Special	(30) Total
Salaries,Wages & Fringe	2,845,000				2,845,000
Travel	39,636				39,636
Contractual Services	356,444			44,647	401,091
Commodities	54,076				54,076
Other Than Equipment					
Equipment	3,787	14,873			18,660
Vehicles					
Wireless Communication Devices					
Subsidies, Loans & Grants	158,816				158,816
Total	3,457,759	14,873		44,647	3,517,279
No. of Positions (FTE)	31.00				31.00

Note: FY2024 Total Request = FY2023 Estimated + FY2024 Incr(Decr) for Continuation + FY2024 Expansion/Reduction of Existing Activities + FY2024 New Activities.

CONTINUATION AND EXPANDED REQUEST

Attorney General (070-00)

Training

Name of Agency	FY 2022 Actual				
	(1) General	(2) State Support Special	(3) Federal	(4) Other Special	(5) Total
Salaries,Wages & Fringe	472,634		188,862	1,905	663,401
Travel	105,197		5,707	121	111,025
Contractual Services	385,802		28,766	233	414,801
Commodities	80,234		2,365		82,599
Other Than Equipment					
Equipment	5,999		3,600		9,599
Vehicles					
Wireless Communication Devices					
Subsidies, Loans & Grants	67,719		36,257		103,976
Total	1,117,585		265,557	2,259	1,385,401
No. of Positions (FTE)	7.00				7.00

	FY 2023 Estimated				
	(6) General	(7) State Support Special	(8) Federal	(9) Other Special	(10) Total
Salaries,Wages & Fringe	551,383		204,657	23,740	779,780
Travel	117,244		5,954	2,958	126,156
Contractual Services	308,334		20,759	1,120,509	1,449,602
Commodities	91,643		1,662		93,305
Other Than Equipment					
Equipment	1,525	6,506	1,567		9,598
Vehicles					
Wireless Communication Devices					
Subsidies, Loans & Grants	59,224		36,392		95,616
Total	1,129,353	6,506	270,991	1,147,207	2,554,057
No. of Positions (FTE)	7.00				7.00

	FY 2024 Increase/Decrease for Continuation				
	(11) General	(12) State Support Special	(13) Federal	(14) Other Special	(15) Total
Salaries,Wages & Fringe					
Travel					
Contractual Services					
Commodities					
Other Than Equipment					
Equipment					
Vehicles					
Wireless Communication Devices					
Subsidies, Loans & Grants					
Total					
No. of Positions (FTE)					

Note: FY2024 Total Request = FY2023 Estimated + FY2024 Incr(Decr) for Continuation + FY2024 Expansion/Reduction of Existing Activities + FY2024 New Activities.

CONTINUATION AND EXPANDED REQUEST

Attorney General (070-00)

Training

Name of Agency

Program

	FY 2024 Expansion/Reduction of Existing Activities				
	(16) General	(17) State Support Special	(18) Federal	(19) Other Special	(20) Total
Salaries,Wages & Fringe					
Travel					
Contractual Services					
Commodities					
Other Than Equipment					
Equipment					
Vehicles					
Wireless Communication Devices					
Subsidies, Loans & Grants					
Total					
No. of Positions (FTE)					

	FY 2024 New Activities (*)				
	(21) General	(22) State Support Special	(23) Federal	(24) Other Special	(25) Total
Salaries,Wages & Fringe					
Travel					
Contractual Services					
Commodities					
Other Than Equipment					
Equipment					
Vehicles					
Wireless Communication Devices					
Subsidies, Loans & Grants					
Total					
No. of Positions (FTE)					

	FY 2024 Total Request				
	(26) General	(27) State Support Special	(28) Federal	(29) Other Special	(30) Total
Salaries,Wages & Fringe	551,383		204,657	23,740	779,780
Travel	117,244		5,954	2,958	126,156
Contractual Services	308,334		20,759	1,120,509	1,449,602
Commodities	91,643		1,662		93,305
Other Than Equipment					
Equipment	1,525	6,506	1,567		9,598
Vehicles					
Wireless Communication Devices					
Subsidies, Loans & Grants	59,224		36,392		95,616
Total	1,129,353	6,506	270,991	1,147,207	2,554,057
No. of Positions (FTE)	7.00				7.00

Note: FY2024 Total Request = FY2023 Estimated + FY2024 Incr(Decr) for Continuation + FY2024 Expansion/Reduction of Existing Activities + FY2024 New Activities.

CONTINUATION AND EXPANDED REQUEST

Program 3 of 8

Attorney General (070-00)

Litigation

Name of Agency	FY 2022 Actual				
	(1) General	(2) State Support Special	(3) Federal	(4) Other Special	(5) Total
Salaries,Wages & Fringe	3,967,577				3,967,577
Travel	20,613				20,613
Contractual Services	481,700			2,437	484,137
Commodities	26,563				26,563
Other Than Equipment					
Equipment	19,565				19,565
Vehicles					
Wireless Communication Devices					
Subsidies, Loans & Grants					
Total	4,516,018			2,437	4,518,455
No. of Positions (FTE)	47.00				47.00

	FY 2023 Estimated				
	(6) General	(7) State Support Special	(8) Federal	(9) Other Special	(10) Total
Salaries,Wages & Fringe	4,628,640				4,628,640
Travel	22,974				22,974
Contractual Services	384,976			35,338	420,314
Commodities	30,340				30,340
Other Than Equipment					
Equipment	4,973	21,218			26,191
Vehicles					
Wireless Communication Devices					
Subsidies, Loans & Grants					
Total	5,071,903	21,218		35,338	5,128,459
No. of Positions (FTE)	47.00				47.00

	FY 2024 Increase/Decrease for Continuation				
	(11) General	(12) State Support Special	(13) Federal	(14) Other Special	(15) Total
Salaries,Wages & Fringe					
Travel					
Contractual Services					
Commodities					
Other Than Equipment					
Equipment					
Vehicles					
Wireless Communication Devices					
Subsidies, Loans & Grants					
Total					
No. of Positions (FTE)					

Note: FY2024 Total Request = FY2023 Estimated + FY2024 Incr(Decr) for Continuation + FY2024 Expansion/Reduction of Existing Activities + FY2024 New Activities.

CONTINUATION AND EXPANDED REQUEST

Attorney General (070-00)

Litigation

Name of Agency	FY 2024 Expansion/Reduction of Existing Activities				
	(16) General	(17) State Support Special	(18) Federal	(19) Other Special	(20) Total
Salaries,Wages & Fringe					
Travel					
Contractual Services					
Commodities					
Other Than Equipment					
Equipment					
Vehicles					
Wireless Communication Devices					
Subsidies, Loans & Grants					
Total					
No. of Positions (FTE)					

	FY 2024 New Activities (*)				
	(21) General	(22) State Support Special	(23) Federal	(24) Other Special	(25) Total
Salaries,Wages & Fringe					
Travel					
Contractual Services					
Commodities					
Other Than Equipment					
Equipment					
Vehicles					
Wireless Communication Devices					
Subsidies, Loans & Grants					
Total					
No. of Positions (FTE)					

	FY 2024 Total Request				
	(26) General	(27) State Support Special	(28) Federal	(29) Other Special	(30) Total
Salaries,Wages & Fringe	4,628,640				4,628,640
Travel	22,974				22,974
Contractual Services	384,976			35,338	420,314
Commodities	30,340				30,340
Other Than Equipment					
Equipment	4,973	21,218			26,191
Vehicles					
Wireless Communication Devices					
Subsidies, Loans & Grants					
Total	5,071,903	21,218		35,338	5,128,459
No. of Positions (FTE)	47.00				47.00

Note: FY2024 Total Request = FY2023 Estimated + FY2024 Incr(Decr) for Continuation + FY2024 Expansion/Reduction of Existing Activities + FY2024 New Activities.

CONTINUATION AND EXPANDED REQUEST

Program 4 of 8

Attorney General (070-00)

Opinions

Name of Agency	FY 2022 Actual				
	(1) General	(2) State Support Special	(3) Federal	(4) Other Special	(5) Total
Salaries,Wages & Fringe	550,026				550,026
Travel	2,195			410	2,605
Contractual Services	94,167				94,167
Commodities	4,078				4,078
Other Than Equipment					
Equipment	2,831				2,831
Vehicles					
Wireless Communication Devices					
Subsidies, Loans & Grants					
Total	653,297			410	653,707
No. of Positions (FTE)	11.00				11.00

	FY 2023 Estimated				
	(6) General	(7) State Support Special	(8) Federal	(9) Other Special	(10) Total
Salaries,Wages & Fringe	641,669				641,669
Travel	2,446			10,024	12,470
Contractual Services	75,258				75,258
Commodities	4,658				4,658
Other Than Equipment					
Equipment	720	3,070			3,790
Vehicles					
Wireless Communication Devices					
Subsidies, Loans & Grants					
Total	724,751	3,070		10,024	737,845
No. of Positions (FTE)	11.00				11.00

	FY 2024 Increase/Decrease for Continuation				
	(11) General	(12) State Support Special	(13) Federal	(14) Other Special	(15) Total
Salaries,Wages & Fringe					
Travel					
Contractual Services					
Commodities					
Other Than Equipment					
Equipment					
Vehicles					
Wireless Communication Devices					
Subsidies, Loans & Grants					
Total					
No. of Positions (FTE)					

Note: FY2024 Total Request = FY2023 Estimated + FY2024 Incr(Decr) for Continuation + FY2024 Expansion/Reduction of Existing Activities + FY2024 New Activities.

CONTINUATION AND EXPANDED REQUEST

Attorney General (070-00)

Opinions

Name of Agency	FY 2024 Expansion/Reduction of Existing Activities				
	(16) General	(17) State Support Special	(18) Federal	(19) Other Special	(20) Total
Salaries,Wages & Fringe					
Travel					
Contractual Services					
Commodities					
Other Than Equipment					
Equipment					
Vehicles					
Wireless Communication Devices					
Subsidies, Loans & Grants					
Total					
No. of Positions (FTE)					

	FY 2024 New Activities (*)				
	(21) General	(22) State Support Special	(23) Federal	(24) Other Special	(25) Total
Salaries,Wages & Fringe					
Travel					
Contractual Services					
Commodities					
Other Than Equipment					
Equipment					
Vehicles					
Wireless Communication Devices					
Subsidies, Loans & Grants					
Total					
No. of Positions (FTE)					

	FY 2024 Total Request				
	(26) General	(27) State Support Special	(28) Federal	(29) Other Special	(30) Total
Salaries,Wages & Fringe	641,669				641,669
Travel	2,446			10,024	12,470
Contractual Services	75,258				75,258
Commodities	4,658				4,658
Other Than Equipment					
Equipment	720	3,070			3,790
Vehicles					
Wireless Communication Devices					
Subsidies, Loans & Grants					
Total	724,751	3,070		10,024	737,845
No. of Positions (FTE)	11.00				11.00

Note: FY2024 Total Request = FY2023 Estimated + FY2024 Incr(Decr) for Continuation + FY2024 Expansion/Reduction of Existing Activities + FY2024 New Activities.

CONTINUATION AND EXPANDED REQUEST

Program 5 of 8

Attorney General (070-00)

State Agency Contracts

Name of Agency	FY 2022 Actual				
	(1)	(2)	(3)	(4)	(5)
	General	State Support Special	Federal	Other Special	Total
Salaries,Wages & Fringe	5,499,113			90,514	5,589,627
Travel	3,867				3,867
Contractual Services	667,913			74,845	742,758
Commodities	40,318				40,318
Other Than Equipment					
Equipment	27,406				27,406
Vehicles					
Wireless Communication Devices					
Subsidies, Loans & Grants				175	175
Total	6,238,617			165,534	6,404,151
No. of Positions (FTE)	73.00				73.00

Name of Agency	FY 2023 Estimated				
	(6)	(7)	(8)	(9)	(10)
	General	State Support Special	Federal	Other Special	Total
Salaries,Wages & Fringe	6,415,355			1,127,995	7,543,350
Travel	4,310				4,310
Contractual Services	533,797			290	534,087
Commodities	46,051				46,051
Other Than Equipment					
Equipment	6,966	29,721			36,687
Vehicles					
Wireless Communication Devices					
Subsidies, Loans & Grants					
Total	7,006,479	29,721		1,128,285	8,164,485
No. of Positions (FTE)	63.00				63.00

Name of Agency	FY 2024 Increase/Decrease for Continuation				
	(11)	(12)	(13)	(14)	(15)
	General	State Support Special	Federal	Other Special	Total
Salaries,Wages & Fringe					
Travel					
Contractual Services					
Commodities					
Other Than Equipment					
Equipment					
Vehicles					
Wireless Communication Devices					
Subsidies, Loans & Grants					
Total					
No. of Positions (FTE)					

Note: FY2024 Total Request = FY2023 Estimated + FY2024 Incr(Decr) for Continuation + FY2024 Expansion/Reduction of Existing Activities + FY2024 New Activities.

CONTINUATION AND EXPANDED REQUEST

Attorney General (070-00)

State Agency Contracts

Name of Agency	FY 2024 Expansion/Reduction of Existing Activities				
	(16) General	(17) State Support Special	(18) Federal	(19) Other Special	(20) Total
Salaries,Wages & Fringe					
Travel					
Contractual Services					
Commodities					
Other Than Equipment					
Equipment					
Vehicles					
Wireless Communication Devices					
Subsidies, Loans & Grants					
Total					
No. of Positions (FTE)					

	FY 2024 New Activities (*)				
	(21) General	(22) State Support Special	(23) Federal	(24) Other Special	(25) Total
Salaries,Wages & Fringe					
Travel					
Contractual Services					
Commodities					
Other Than Equipment					
Equipment					
Vehicles					
Wireless Communication Devices					
Subsidies, Loans & Grants					
Total					
No. of Positions (FTE)					

	FY 2024 Total Request				
	(26) General	(27) State Support Special	(28) Federal	(29) Other Special	(30) Total
Salaries,Wages & Fringe	6,415,355			1,127,995	7,543,350
Travel	4,310				4,310
Contractual Services	533,797			290	534,087
Commodities	46,051				46,051
Other Than Equipment					
Equipment	6,966	29,721			36,687
Vehicles					
Wireless Communication Devices					
Subsidies, Loans & Grants					
Total	7,006,479	29,721		1,128,285	8,164,485
No. of Positions (FTE)	63.00				63.00

Note: FY2024 Total Request = FY2023 Estimated + FY2024 Incr(Decr) for Continuation + FY2024 Expansion/Reduction of Existing Activities + FY2024 New Activities.

CONTINUATION AND EXPANDED REQUEST

Program 6 of 8

Attorney General (070-00)

Insurance Integrity Enforcement

	FY 2022 Actual				
	(1) General	(2) State Support Special	(3) Federal	(4) Other Special	(5) Total
Salaries,Wages & Fringe	146,804				146,804
Travel	11,621				11,621
Contractual Services	12,470				12,470
Commodities	11,774				11,774
Other Than Equipment					
Equipment	1,296				1,296
Vehicles					
Wireless Communication Devices					
Subsidies, Loans & Grants					
Total	183,965				183,965
No. of Positions (FTE)	2.00				2.00

	FY 2023 Estimated				
	(6) General	(7) State Support Special	(8) Federal	(9) Other Special	(10) Total
Salaries,Wages & Fringe	171,264				171,264
Travel	12,952				12,952
Contractual Services	9,966				9,966
Commodities	13,448				13,448
Other Than Equipment					
Equipment	329	864			1,193
Vehicles					
Wireless Communication Devices					
Subsidies, Loans & Grants					
Total	207,959	864			208,823
No. of Positions (FTE)	2.00				2.00

	FY 2024 Increase/Decrease for Continuation				
	(11) General	(12) State Support Special	(13) Federal	(14) Other Special	(15) Total
Salaries,Wages & Fringe					
Travel					
Contractual Services					
Commodities					
Other Than Equipment					
Equipment					
Vehicles					
Wireless Communication Devices					
Subsidies, Loans & Grants					
Total					
No. of Positions (FTE)					

Note: FY2024 Total Request = FY2023 Estimated + FY2024 Incr(Decr) for Continuation + FY2024 Expansion/Reduction of Existing Activities + FY2024 New Activities.

CONTINUATION AND EXPANDED REQUEST

Attorney General (070-00)

Insurance Integrity Enforcement

Name of Agency

Program

	FY 2024 Expansion/Reduction of Existing Activities				
	(16) General	(17) State Support Special	(18) Federal	(19) Other Special	(20) Total
Salaries,Wages & Fringe					
Travel					
Contractual Services					
Commodities					
Other Than Equipment					
Equipment					
Vehicles					
Wireless Communication Devices					
Subsidies, Loans & Grants					
Total					
No. of Positions (FTE)					

	FY 2024 New Activities (*)				
	(21) General	(22) State Support Special	(23) Federal	(24) Other Special	(25) Total
Salaries,Wages & Fringe					
Travel					
Contractual Services					
Commodities					
Other Than Equipment					
Equipment					
Vehicles					
Wireless Communication Devices					
Subsidies, Loans & Grants					
Total					
No. of Positions (FTE)					

	FY 2024 Total Request				
	(26) General	(27) State Support Special	(28) Federal	(29) Other Special	(30) Total
Salaries,Wages & Fringe	171,264				171,264
Travel	12,952				12,952
Contractual Services	9,966				9,966
Commodities	13,448				13,448
Other Than Equipment					
Equipment	329	864			1,193
Vehicles					
Wireless Communication Devices					
Subsidies, Loans & Grants					
Total	207,959	864			208,823
No. of Positions (FTE)	2.00				2.00

Note: FY2024 Total Request = FY2023 Estimated + FY2024 Incr(Decr) for Continuation + FY2024 Expansion/Reduction of Existing Activities + FY2024 New Activities.

CONTINUATION AND EXPANDED REQUEST

Program 7 of 8

Attorney General (070-00)

Other Mandated Programs

Name of Agency	FY 2022 Actual				
	(1) General	(2) State Support Special	(3) Federal	(4) Other Special	(5) Total
Salaries,Wages & Fringe	7,392,359		3,187,532	114,647	10,694,538
Travel	243,211		204,642	696	448,549
Contractual Services	1,535,847		285,797	7,327	1,828,971
Commodities	280,804		87,003		367,807
Other Than Equipment					
Equipment	80,567		41,252		121,819
Vehicles	83,381		92,260	26,500	202,141
Wireless Communication Devices					
Subsidies, Loans & Grants	1,047,971			353	1,048,324
Total	10,664,140		3,898,486	149,523	14,712,149
No. of Positions (FTE)	110.00		42.00		152.00

	FY 2023 Estimated				
	(6) General	(7) State Support Special	(8) Federal	(9) Other Special	(10) Total
Salaries,Wages & Fringe	8,624,046		3,454,120		12,078,166
Travel	271,064		213,509	17,018	501,591
Contractual Services	1,227,456		206,246	106,246	1,539,948
Commodities	320,731		61,148	29,500	411,379
Other Than Equipment					
Equipment	20,481	68,547	17,955		106,983
Vehicles	100,000	200,000	18,750	6,250	325,000
Wireless Communication Devices					
Subsidies, Loans & Grants	916,514			2,500,000	3,416,514
Total	11,480,292	268,547	3,971,728	2,659,014	18,379,581
No. of Positions (FTE)	100.00		42.00		142.00

	FY 2024 Increase/Decrease for Continuation				
	(11) General	(12) State Support Special	(13) Federal	(14) Other Special	(15) Total
Salaries,Wages & Fringe					
Travel					
Contractual Services					
Commodities					
Other Than Equipment					
Equipment					
Vehicles					
Wireless Communication Devices					
Subsidies, Loans & Grants					
Total					
No. of Positions (FTE)					

Note: FY2024 Total Request = FY2023 Estimated + FY2024 Incr(Decr) for Continuation + FY2024 Expansion/Reduction of Existing Activities + FY2024 New Activities.

CONTINUATION AND EXPANDED REQUEST

Attorney General (070-00)

Other Mandated Programs

Name of Agency	FY 2024 Expansion/Reduction of Existing Activities				
	(16) General	(17) State Support Special	(18) Federal	(19) Other Special	(20) Total
Salaries,Wages & Fringe					
Travel					
Contractual Services					
Commodities					
Other Than Equipment					
Equipment					
Vehicles					
Wireless Communication Devices					
Subsidies, Loans & Grants					
Total					
No. of Positions (FTE)					

	FY 2024 New Activities (*)				
	(21) General	(22) State Support Special	(23) Federal	(24) Other Special	(25) Total
Salaries,Wages & Fringe					
Travel					
Contractual Services					
Commodities					
Other Than Equipment					
Equipment					
Vehicles					
Wireless Communication Devices					
Subsidies, Loans & Grants					
Total					
No. of Positions (FTE)					

	FY 2024 Total Request				
	(26) General	(27) State Support Special	(28) Federal	(29) Other Special	(30) Total
Salaries,Wages & Fringe	8,624,046		3,454,120		12,078,166
Travel	271,064		213,509	17,018	501,591
Contractual Services	1,227,456		206,246	106,246	1,539,948
Commodities	320,731		61,148	29,500	411,379
Other Than Equipment					
Equipment	20,481	68,547	17,955		106,983
Vehicles	100,000	200,000	18,750	6,250	325,000
Wireless Communication Devices					
Subsidies, Loans & Grants	916,514			2,500,000	3,416,514
Total	11,480,292	268,547	3,971,728	2,659,014	18,379,581
No. of Positions (FTE)	100.00		42.00		142.00

Note: FY2024 Total Request = FY2023 Estimated + FY2024 Incr(Decr) for Continuation + FY2024 Expansion/Reduction of Existing Activities + FY2024 New Activities.

CONTINUATION AND EXPANDED REQUEST

Attorney General (070-00)

Crime Victims Compensation

	FY 2022 Actual				
	(1) General	(2) State Support Special	(3) Federal	(4) Other Special	(5) Total
Salaries,Wages & Fringe	182,086		173,895		355,981
Travel	8,411		5,690		14,101
Contractual Services	81,981		84,036		166,017
Commodities	5,076		5,961		11,037
Other Than Equipment					
Equipment	4,796		1,099		5,895
Vehicles					
Wireless Communication Devices					
Subsidies, Loans & Grants	554,489				554,489
Total	836,839		270,681		1,107,520
No. of Positions (FTE)	12.00		2.00		14.00

	FY 2023 Estimated				
	(6) General	(7) State Support Special	(8) Federal	(9) Other Special	(10) Total
Salaries,Wages & Fringe	212,424		188,439		400,863
Travel	9,374		5,937		15,311
Contractual Services	65,519		60,645		126,164
Commodities	5,798		4,190		9,988
Other Than Equipment					
Equipment	1,219	5,201	478		6,898
Vehicles					
Wireless Communication Devices					
Subsidies, Loans & Grants	484,935				484,935
Total	779,269	5,201	259,689		1,044,159
No. of Positions (FTE)	12.00		2.00		14.00

	FY 2024 Increase/Decrease for Continuation				
	(11) General	(12) State Support Special	(13) Federal	(14) Other Special	(15) Total
Salaries,Wages & Fringe					
Travel					
Contractual Services					
Commodities					
Other Than Equipment					
Equipment					
Vehicles					
Wireless Communication Devices					
Subsidies, Loans & Grants					
Total					
No. of Positions (FTE)					

Note: FY2024 Total Request = FY2023 Estimated + FY2024 Incr(Decr) for Continuation + FY2024 Expansion/Reduction of Existing Activities + FY2024 New Activities.

CONTINUATION AND EXPANDED REQUEST

Attorney General (070-00)

Crime Victims Compensation

Name of Agency

Program

	FY 2024 Expansion/Reduction of Existing Activities				
	(16) General	(17) State Support Special	(18) Federal	(19) Other Special	(20) Total
Salaries,Wages & Fringe					
Travel					
Contractual Services					
Commodities					
Other Than Equipment					
Equipment					
Vehicles					
Wireless Communication Devices					
Subsidies, Loans & Grants					
Total					
No. of Positions (FTE)					

	FY 2024 New Activities (*)				
	(21) General	(22) State Support Special	(23) Federal	(24) Other Special	(25) Total
Salaries,Wages & Fringe					
Travel					
Contractual Services					
Commodities					
Other Than Equipment					
Equipment					
Vehicles					
Wireless Communication Devices					
Subsidies, Loans & Grants					
Total					
No. of Positions (FTE)					

	FY 2024 Total Request				
	(26) General	(27) State Support Special	(28) Federal	(29) Other Special	(30) Total
Salaries,Wages & Fringe	212,424		188,439		400,863
Travel	9,374		5,937		15,311
Contractual Services	65,519		60,645		126,164
Commodities	5,798		4,190		9,988
Other Than Equipment					
Equipment	1,219	5,201	478		6,898
Vehicles					
Wireless Communication Devices					
Subsidies, Loans & Grants	484,935				484,935
Total	779,269	5,201	259,689		1,044,159
No. of Positions (FTE)	12.00		2.00		14.00

Note: FY2024 Total Request = FY2023 Estimated + FY2024 Incr(Decr) for Continuation + FY2024 Expansion/Reduction of Existing Activities + FY2024 New Activities.

PROGRAM DECISION UNITS

Attorney General

1 - Supportive Services

Name of Agency

Program Name

	A	B	C	D	E			
EXPENDITURES	FY 2023 Appropriated	Escalations By DFA	Non-Recurring Items	Total Funding Change	FY 2024 Total Request			
SALARIES	2,845,000				2,845,000			
GENERAL	2,845,000				2,845,000			
ST. SUP. SPECIAL								
FEDERAL								
OTHER								
TRAVEL	39,636				39,636			
GENERAL	39,636				39,636			
ST. SUP. SPECIAL								
FEDERAL								
OTHER								
CONTRACTUAL	401,091				401,091			
GENERAL	356,444				356,444			
ST. SUP. SPECIAL								
FEDERAL								
OTHER	44,647				44,647			
COMMODITIES	54,076				54,076			
GENERAL	54,076				54,076			
ST. SUP. SPECIAL								
FEDERAL								
OTHER								
CAPTITAL-OTE								
GENERAL								
ST. SUP. SPECIAL								
FEDERAL								
OTHER								
EQUIPMENT	18,660				18,660			
GENERAL	3,787				3,787			
ST. SUP. SPECIAL	14,873				14,873			
FEDERAL								
OTHER								
VEHICLES								
GENERAL								
ST. SUP. SPECIAL								
FEDERAL								
OTHER								
WIRELESS DEV								
GENERAL								
ST. SUP. SPECIAL								
FEDERAL								
OTHER								
SUBSIDIES	158,816				158,816			
GENERAL	158,816				158,816			
ST. SUP. SPECIAL								
FEDERAL								
OTHER								
TOTAL	3,517,279				3,517,279			

FUNDING

GENERAL FUNDS	3,457,759				3,457,759			
ST. SUP. SPCL FUNDS	14,873				14,873			
FEDERAL FUNDS								
OTHER SP. FUNDS	44,647				44,647			
TOTAL	3,517,279				3,517,279			

POSITIONS

GENERAL FTE	31.00				31.00			
ST. SUP. SPCL. FTE								
FEDERAL FTE								
OTHER SP. FTE								
TOTAL	31.00				31.00			

PRIORITY LEVEL :

--	--	--	--	--	--	--	--	--

PROGRAM DECISION UNITS

Attorney General

2 - Training

Name of Agency

Program Name

	A	B	C	D	E			
EXPENDITURES	FY 2023 Appropriated	Escalations By DFA	Non-Recurring Items	Total Funding Change	FY 2024 Total Request			
SALARIES	779,780				779,780			
GENERAL	551,383				551,383			
ST. SUP. SPECIAL								
FEDERAL	204,657				204,657			
OTHER	23,740				23,740			
TRAVEL	126,156				126,156			
GENERAL	117,244				117,244			
ST. SUP. SPECIAL								
FEDERAL	5,954				5,954			
OTHER	2,958				2,958			
CONTRACTUAL	1,449,602				1,449,602			
GENERAL	308,334				308,334			
ST. SUP. SPECIAL								
FEDERAL	20,759				20,759			
OTHER	1,120,509				1,120,509			
COMMODITIES	93,305				93,305			
GENERAL	91,643				91,643			
ST. SUP. SPECIAL								
FEDERAL	1,662				1,662			
OTHER								
CAPTITAL-OTE								
GENERAL								
ST. SUP. SPECIAL								
FEDERAL								
OTHER								
EQUIPMENT	9,598				9,598			
GENERAL	1,525				1,525			
ST. SUP. SPECIAL	6,506				6,506			
FEDERAL	1,567				1,567			
OTHER								
VEHICLES								
GENERAL								
ST. SUP. SPECIAL								
FEDERAL								
OTHER								
WIRELESS DEV								
GENERAL								
ST. SUP. SPECIAL								
FEDERAL								
OTHER								
SUBSIDIES	95,616				95,616			
GENERAL	59,224				59,224			
ST. SUP. SPECIAL								
FEDERAL	36,392				36,392			
OTHER								
TOTAL	2,554,057				2,554,057			

FUNDING

GENERAL FUNDS	1,129,353				1,129,353			
ST. SUP. SPCL FUNDS	6,506				6,506			
FEDERAL FUNDS	270,991				270,991			
OTHER SP. FUNDS	1,147,207				1,147,207			
TOTAL	2,554,057				2,554,057			

POSITIONS

GENERAL FTE	7.00				7.00			
ST. SUP. SPCL. FTE								
FEDERAL FTE								
OTHER SP. FTE								
TOTAL	7.00				7.00			

PRIORITY LEVEL :

--	--	--	--	--	--	--	--	--

PROGRAM DECISION UNITS

Attorney General

3 - Litigation

Name of Agency

Program Name

	A	B	C	D	E			
EXPENDITURES	FY 2023 Appropriated	Escalations By DFA	Non-Recurring Items	Total Funding Change	FY 2024 Total Request			
SALARIES	4,628,640				4,628,640			
GENERAL	4,628,640				4,628,640			
ST. SUP. SPECIAL								
FEDERAL								
OTHER								
TRAVEL	22,974				22,974			
GENERAL	22,974				22,974			
ST. SUP. SPECIAL								
FEDERAL								
OTHER								
CONTRACTUAL	420,314				420,314			
GENERAL	384,976				384,976			
ST. SUP. SPECIAL								
FEDERAL								
OTHER	35,338				35,338			
COMMODITIES	30,340				30,340			
GENERAL	30,340				30,340			
ST. SUP. SPECIAL								
FEDERAL								
OTHER								
CAPTITAL-OTE								
GENERAL								
ST. SUP. SPECIAL								
FEDERAL								
OTHER								
EQUIPMENT	26,191				26,191			
GENERAL	4,973				4,973			
ST. SUP. SPECIAL	21,218				21,218			
FEDERAL								
OTHER								
VEHICLES								
GENERAL								
ST. SUP. SPECIAL								
FEDERAL								
OTHER								
WIRELESS DEV								
GENERAL								
ST. SUP. SPECIAL								
FEDERAL								
OTHER								
SUBSIDIES								
GENERAL								
ST. SUP. SPECIAL								
FEDERAL								
OTHER								
TOTAL	5,128,459				5,128,459			

FUNDING

GENERAL FUNDS	5,071,903				5,071,903			
ST. SUP. SPCL FUNDS	21,218				21,218			
FEDERAL FUNDS								
OTHER SP. FUNDS	35,338				35,338			
TOTAL	5,128,459				5,128,459			

POSITIONS

GENERAL FTE	47.00				47.00			
ST. SUP. SPCL. FTE								
FEDERAL FTE								
OTHER SP. FTE								
TOTAL	47.00				47.00			

PRIORITY LEVEL :

--	--	--	--	--	--	--	--	--

PROGRAM DECISION UNITS

Attorney General

Name of Agency

Program Name

	A	B	C	D	E			
EXPENDITURES	FY 2023 Appropriated	Escalations By DFA	Non-Recurring Items	Total Funding Change	FY 2024 Total Request			
SALARIES	641,669				641,669			
GENERAL	641,669				641,669			
ST. SUP. SPECIAL								
FEDERAL								
OTHER								
TRAVEL	12,470				12,470			
GENERAL	2,446				2,446			
ST. SUP. SPECIAL								
FEDERAL								
OTHER	10,024				10,024			
CONTRACTUAL	75,258				75,258			
GENERAL	75,258				75,258			
ST. SUP. SPECIAL								
FEDERAL								
OTHER								
COMMODITIES	4,658				4,658			
GENERAL	4,658				4,658			
ST. SUP. SPECIAL								
FEDERAL								
OTHER								
CAPTITAL-OTE								
GENERAL								
ST. SUP. SPECIAL								
FEDERAL								
OTHER								
EQUIPMENT	3,790				3,790			
GENERAL	720				720			
ST. SUP. SPECIAL	3,070				3,070			
FEDERAL								
OTHER								
VEHICLES								
GENERAL								
ST. SUP. SPECIAL								
FEDERAL								
OTHER								
WIRELESS DEV								
GENERAL								
ST. SUP. SPECIAL								
FEDERAL								
OTHER								
SUBSIDIES								
GENERAL								
ST. SUP. SPECIAL								
FEDERAL								
OTHER								
TOTAL	737,845				737,845			

FUNDING

GENERAL FUNDS	724,751				724,751			
ST. SUP. SPCL FUNDS	3,070				3,070			
FEDERAL FUNDS								
OTHER SP. FUNDS	10,024				10,024			
TOTAL	737,845				737,845			

POSITIONS

GENERAL FTE	11.00				11.00			
ST. SUP. SPCL. FTE								
FEDERAL FTE								
OTHER SP. FTE								
TOTAL	11.00				11.00			

PRIORITY LEVEL :

--	--	--	--	--	--	--	--	--

PROGRAM DECISION UNITS

Attorney General

5 - State Agency Contracts

Name of Agency

Program Name

	A	B	C	D	E			
EXPENDITURES	FY 2023 Appropriated	Escalations By DFA	Non-Recurring Items	Total Funding Change	FY 2024 Total Request			
SALARIES	7,543,350				7,543,350			
GENERAL	6,415,355				6,415,355			
ST. SUP. SPECIAL								
FEDERAL								
OTHER	1,127,995				1,127,995			
TRAVEL	4,310				4,310			
GENERAL	4,310				4,310			
ST. SUP. SPECIAL								
FEDERAL								
OTHER								
CONTRACTUAL	534,087				534,087			
GENERAL	533,797				533,797			
ST. SUP. SPECIAL								
FEDERAL								
OTHER	290				290			
COMMODITIES	46,051				46,051			
GENERAL	46,051				46,051			
ST. SUP. SPECIAL								
FEDERAL								
OTHER								
CAPTITAL-OTE								
GENERAL								
ST. SUP. SPECIAL								
FEDERAL								
OTHER								
EQUIPMENT	36,687				36,687			
GENERAL	6,966				6,966			
ST. SUP. SPECIAL	29,721				29,721			
FEDERAL								
OTHER								
VEHICLES								
GENERAL								
ST. SUP. SPECIAL								
FEDERAL								
OTHER								
WIRELESS DEV								
GENERAL								
ST. SUP. SPECIAL								
FEDERAL								
OTHER								
SUBSIDIES								
GENERAL								
ST. SUP. SPECIAL								
FEDERAL								
OTHER								
TOTAL	8,164,485				8,164,485			

FUNDING

GENERAL FUNDS	7,006,479				7,006,479			
ST. SUP. SPCL FUNDS	29,721				29,721			
FEDERAL FUNDS								
OTHER SP. FUNDS	1,128,285				1,128,285			
TOTAL	8,164,485				8,164,485			

POSITIONS

GENERAL FTE	63.00				63.00			
ST. SUP. SPCL. FTE								
FEDERAL FTE								
OTHER SP. FTE								
TOTAL	63.00				63.00			

PRIORITY LEVEL :

--	--	--	--	--	--	--	--	--

PROGRAM DECISION UNITS

Attorney General

6 - Insurance Integrity Enforcement

Name of Agency

Program Name

	A	B	C	D	E			
EXPENDITURES	FY 2023 Appropriated	Escalations By DFA	Non-Recurring Items	Total Funding Change	FY 2024 Total Request			
SALARIES	171,264				171,264			
GENERAL	171,264				171,264			
ST. SUP. SPECIAL								
FEDERAL								
OTHER								
TRAVEL	12,952				12,952			
GENERAL	12,952				12,952			
ST. SUP. SPECIAL								
FEDERAL								
OTHER								
CONTRACTUAL	9,966				9,966			
GENERAL	9,966				9,966			
ST. SUP. SPECIAL								
FEDERAL								
OTHER								
COMMODITIES	13,448				13,448			
GENERAL	13,448				13,448			
ST. SUP. SPECIAL								
FEDERAL								
OTHER								
CAPTITAL-OTE								
GENERAL								
ST. SUP. SPECIAL								
FEDERAL								
OTHER								
EQUIPMENT	1,193				1,193			
GENERAL	329				329			
ST. SUP. SPECIAL	864				864			
FEDERAL								
OTHER								
VEHICLES								
GENERAL								
ST. SUP. SPECIAL								
FEDERAL								
OTHER								
WIRELESS DEV								
GENERAL								
ST. SUP. SPECIAL								
FEDERAL								
OTHER								
SUBSIDIES								
GENERAL								
ST. SUP. SPECIAL								
FEDERAL								
OTHER								
TOTAL	208,823				208,823			

FUNDING

GENERAL FUNDS	207,959				207,959			
ST. SUP. SPCL FUNDS	864				864			
FEDERAL FUNDS								
OTHER SP. FUNDS								
TOTAL	208,823				208,823			

POSITIONS

GENERAL FTE	2.00				2.00			
ST. SUP. SPCL. FTE								
FEDERAL FTE								
OTHER SP. FTE								
TOTAL	2.00				2.00			

PRIORITY LEVEL :

--	--	--	--	--	--	--	--	--

PROGRAM DECISION UNITS

Attorney General

7 - Other Mandated Programs

Name of Agency

Program Name

	A	B	C	D	E			
EXPENDITURES	FY 2023 Appropriated	Escalations By DFA	Non-Recurring Items	Total Funding Change	FY 2024 Total Request			
SALARIES	12,078,166				12,078,166			
GENERAL	8,624,046				8,624,046			
ST. SUP. SPECIAL								
FEDERAL	3,454,120				3,454,120			
OTHER								
TRAVEL	501,591				501,591			
GENERAL	271,064				271,064			
ST. SUP. SPECIAL								
FEDERAL	213,509				213,509			
OTHER	17,018				17,018			
CONTRACTUAL	1,539,948				1,539,948			
GENERAL	1,227,456				1,227,456			
ST. SUP. SPECIAL								
FEDERAL	206,246				206,246			
OTHER	106,246				106,246			
COMMODITIES	411,379				411,379			
GENERAL	320,731				320,731			
ST. SUP. SPECIAL								
FEDERAL	61,148				61,148			
OTHER	29,500				29,500			
CAPTITAL-OTE								
GENERAL								
ST. SUP. SPECIAL								
FEDERAL								
OTHER								
EQUIPMENT	106,983				106,983			
GENERAL	20,481				20,481			
ST. SUP. SPECIAL	68,547				68,547			
FEDERAL	17,955				17,955			
OTHER								
VEHICLES	325,000				325,000			
GENERAL	100,000				100,000			
ST. SUP. SPECIAL	200,000				200,000			
FEDERAL	18,750				18,750			
OTHER	6,250				6,250			
WIRELESS DEV								
GENERAL								
ST. SUP. SPECIAL								
FEDERAL								
OTHER								
SUBSIDIES	3,416,514				3,416,514			
GENERAL	916,514				916,514			
ST. SUP. SPECIAL								
FEDERAL								
OTHER	2,500,000				2,500,000			
TOTAL	18,379,581				18,379,581			

FUNDING

GENERAL FUNDS	11,480,292				11,480,292			
ST. SUP. SPCL FUNDS	268,547				268,547			
FEDERAL FUNDS	3,971,728				3,971,728			
OTHER SP. FUNDS	2,659,014				2,659,014			
TOTAL	18,379,581				18,379,581			

POSITIONS

GENERAL FTE	100.00				100.00			
ST. SUP. SPCL. FTE								
FEDERAL FTE	42.00				42.00			
OTHER SP. FTE								
TOTAL	142.00				142.00			

PRIORITY LEVEL :

--	--	--	--	--	--	--	--	--

PROGRAM DECISION UNITS

Attorney General

8 - Crime Victims Compensation

Name of Agency

Program Name

	A	B	C	D	E			
EXPENDITURES	FY 2023 Appropriated	Escalations By DFA	Non-Recurring Items	Total Funding Change	FY 2024 Total Request			
SALARIES	400,863				400,863			
GENERAL	212,424				212,424			
ST. SUP. SPECIAL								
FEDERAL	188,439				188,439			
OTHER								
TRAVEL	15,311				15,311			
GENERAL	9,374				9,374			
ST. SUP. SPECIAL								
FEDERAL	5,937				5,937			
OTHER								
CONTRACTUAL	126,164				126,164			
GENERAL	65,519				65,519			
ST. SUP. SPECIAL								
FEDERAL	60,645				60,645			
OTHER								
COMMODITIES	9,988				9,988			
GENERAL	5,798				5,798			
ST. SUP. SPECIAL								
FEDERAL	4,190				4,190			
OTHER								
CAPTITAL-OTE								
GENERAL								
ST. SUP. SPECIAL								
FEDERAL								
OTHER								
EQUIPMENT	6,898				6,898			
GENERAL	1,219				1,219			
ST. SUP. SPECIAL	5,201				5,201			
FEDERAL	478				478			
OTHER								
VEHICLES								
GENERAL								
ST. SUP. SPECIAL								
FEDERAL								
OTHER								
WIRELESS DEV								
GENERAL								
ST. SUP. SPECIAL								
FEDERAL								
OTHER								
SUBSIDIES	484,935				484,935			
GENERAL	484,935				484,935			
ST. SUP. SPECIAL								
FEDERAL								
OTHER								
TOTAL	1,044,159				1,044,159			

FUNDING

GENERAL FUNDS	779,269				779,269			
ST. SUP. SPCL FUNDS	5,201				5,201			
FEDERAL FUNDS	259,689				259,689			
OTHER SP. FUNDS								
TOTAL	1,044,159				1,044,159			

POSITIONS

GENERAL FTE	12.00				12.00			
ST. SUP. SPCL. FTE								
FEDERAL FTE	2.00				2.00			
OTHER SP. FTE								
TOTAL	14.00				14.00			

PRIORITY LEVEL :

--	--	--	--	--	--	--	--	--

PROGRAM NARRATIVE

Program Data Collected in Accordance with the Mississippi Performance Budget and Strategic Planning Act of 1994
(To Accompany Form MBR-1-03)

Attorney General

1 - Supportive Services

Name of Agency

Program Name

I. Program Description:

The Supportive Services Program provides administrative and technical support in the areas of management (planning, organizing and staffing), finance, personnel, accounting, budgeting, grant management and reporting, information systems, purchasing, payroll, internal auditing, maintenance of law library, management of all legal contracts, and administration of the Law Enforcement Officers and Fire Fighters Disability Benefits Trust Fund. The Law Enforcement Officers and Fire Fighters Disability Benefits Trust Fund was created in Section 45-2-21, Miss. Code Ann. (1972), to provide supplemental compensation not covered by worker's compensation in the form of disability benefits to any actively employed law enforcement officer or volunteer fire fighter or reserve/auxiliary law enforcement officer or volunteer fire fighter who is accidentally or intentionally injured in the line of duty as a direct result of a single incident.

II. Program Objective:

The objective of the Supportive Services Program is to provide the necessary administrative support for the Office of the Attorney General to perform its mandated functions as the Chief Legal Officer of the State of Mississippi. The goal of Supportive Services is to provide the necessary support as cost efficiently, timely, and equitably as possible.

PROGRAM NARRATIVE

Program Data Collected in Accordance with the Mississippi Performance Budget and Strategic Planning Act of 1994
(To Accompany Form MBR-1-03)

Attorney General

2 - Training

Name of Agency

Program Name

I. Program Description:

The Training Program is charged with the responsibility of providing training for Mississippi Prosecutors. The Program was statutorily created, Section 37-26-1, Miss. Code Ann. (1972), to provide Continuing Legal Education (CLE) and technical assistance training for Mississippi's state, county, municipal and youth prosecutors. Further, as statutorily dictated in Section 43-21-117, all youth court prosecutors and county prosecuting attorneys who serve as youth court prosecutors shall be required to receive juvenile justice training approved by the Mississippi Attorney General's Office and regular annual continuing education in the field of juvenile justice.

The Program also provides technical assistance for District Attorneys, county prosecuting attorneys, and municipal prosecuting attorneys as provided by Section 37-26-1, Miss. Code Ann. (1972) by training criminal investigators, victim assistance coordinators, and others who provide technical support for District Attorneys, county prosecuting attorneys, and municipal prosecuting attorneys. The Program serves as a liaison for the prosecutors and the Mississippi Legislature, as well as various State, Federal, and local criminal justice agencies and groups.

II. Program Objective:

The primary objective of the Training Program is to enhance criminal justice services to the citizens of the State of Mississippi by providing critical, applicable, and timely continuing legal education for State, county, and municipal prosecuting attorneys.

PROGRAM NARRATIVE

Program Data Collected in Accordance with the Mississippi Performance Budget and Strategic Planning Act of 1994
(To Accompany Form MBR-1-03)

Attorney General

3 - Litigation

Name of Agency

Program Name

I. Program Description:

The Attorney General as stated in Section 7-5-1, Miss. Code Ann. (1972), "...shall be the chief legal officer and advisor for the state, both civil and criminal, and is charged with managing all litigation on behalf of the state. "

Civil litigation provides trial and appellate legal representation to the State, State agencies and boards, and State officials and employees sued in their official and individual capacities. Civil actions are as varied as discrimination, personal injury, voting rights, contracts, Section 1983 prisoner litigation, civil rights, and administrative appeals in all state and federal courts.

Criminal litigation represents the State in all criminal appeals from our state courts, all federal actions involving petitions for writs of habeas corpus, and other related proceedings in state and federal courts. The attorneys practice in our state trial courts, the Mississippi Supreme court, the Mississippi Court of Appeals, the United States District Courts of Mississippi, the Fifth Circuit Court of Appeals, and the Supreme Court of the United States. In Mississippi, defendants have a statutory right to appeal their convictions from the circuit court to the Mississippi Supreme Court. The Criminal litigation division files a brief on each of these appeals on behalf of the State, with the goal to preserve felony convictions and sentences. Oral arguments are held at the request of the appellate courts. This division is divided into three teams: (1) Direct Appeals team, which handles all non-death penalty appeals from our state and trial courts, including direct appeals and post-conviction relief appeals; (2) Death Penalty Litigation team, which handles all litigation following a capital murder conviction and imposition of the death penalty including trial and appellate level proceedings in state and federal courts; and (3) Federal Habeas Corpus team, which handles all no-death penalty federal habeas corpus cases in federal courts. This division offers advice and assistance to local District Attorney's offices and also reviews extraditions for the Governor's Office.

The Litigation Program does not solicit its cases and has little control regarding the number of cases which staff must handle.

II. Program Objective:

The objective of the Litigation Program is to manage all litigation on behalf of the State in a timely and professional manner and to maintain a docket of such cases.

PROGRAM NARRATIVE

Program Data Collected in Accordance with the Mississippi Performance Budget and Strategic Planning Act of 1994
(To Accompany Form MBR-1-03)

Attorney General

4 - Opinions

Name of Agency

Program Name

I. Program Description:

In accordance with Section 7-5-25, Miss. Code Ann. (1972), the Attorney General shall give her opinion, without fee, to any state or local public official. The Opinions Program researches, prepares, and distributes formal written opinions in response to questions of law from all state and local entities, officials, and their attorneys. This division also reviews and approves or disapproves all Interlocal Agreements; fulfills the Statutory Advisor responsibilities including the review and monitoring of the publication of the Mississippi Code and its annual supplements; provides technical and legal assistance and training to local government officials who generate the vast majority of opinion requests; and provides litigation support and expertise on cases as directed by the Attorney General including Voting Rights, separation of powers, and other constitutional cases.

II. Program Objective:

The objective of the Opinions Program is to respond to all requests for Official Attorney General Opinions in a timely manner, to respond to requests for assistance by telephone, and to conduct lectures and training seminars for local government attorneys and officials throughout the State. The Statutory Advisor, working with the Joint Legislative Committee for Code Revision and its staff attorneys, must review and monitor the publication of the Mississippi Code and its annual supplements, and review, recommend revision, and prepare summaries of proposed constitutional initiatives within the designated time frame. Interlocal Agreements must be reviewed within the statutory time limit. Litigation support and expertise in various important areas of the law must be provided in a timely and effective manner.

PROGRAM NARRATIVE

Program Data Collected in Accordance with the Mississippi Performance Budget and Strategic Planning Act of 1994
(To Accompany Form MBR-1-03)

Attorney General

5 - State Agency Contracts

Name of Agency

Program Name

I. Program Description:

In accordance with Section 7-5-1, et seq., Miss. Code Ann. (1972), and case law explaining the constitutional powers of the Attorney General of Mississippi under Section 173 of the Mississippi Constitution, the Office of the Attorney General is responsible for representing the State, its officials, and the state agencies carrying out the powers of the executive branch of government. The primary responsibility for the State Agency Contracts Program is for each attorney assigned to the Program to handle the day-to-day legal representation of state agencies. Attorneys within this division maintain a record of their time spent for any agency within the Office of the Attorney General's case management system.

II. Program Objective:

The objective of the State Agency Contracts Program is to render such services deemed necessary to assist in advising and in representing the State and its entities and agencies as appropriate. The State Agency Contracts Program ensures an agency that specialization is provided and continuity of services is maintained.

PROGRAM NARRATIVE

Program Data Collected in Accordance with the Mississippi Performance Budget and Strategic Planning Act of 1994
(To Accompany Form MBR-1-03)

Attorney General

6 - Insurance Integrity Enforcement

Name of Agency

Program Name

I. Program Description:

The Insurance Integrity Enforcement Bureau was created during the 1998 Regular Session of the Legislature in House Bill 428. As stated in Section 7-5-301, et seq., Miss. Code Ann. (1972), of the enabling legislation, "The duty of the bureau is to investigate and prosecute claims of insurance abuses and crimes involving insurance."

II. Program Objective:

The objective of the Insurance Integrity Enforcement Bureau is to investigate and prosecute claims of insurance abuses and crimes involving insurance.

PROGRAM NARRATIVE

Program Data Collected in Accordance with the Mississippi Performance Budget and Strategic Planning Act of 1994
(To Accompany Form MBR-1-03)

Attorney General

7 - Other Mandated Programs

Name of Agency

Program Name

I. Program Description:

The Attorney General's Other Mandated Programs consists of the Medicaid Fraud Control Unit, the Public Integrity Division, the Consumer Protection Division, the Alcohol and Tobacco Enforcement Division, and the Bureau of Victim Assistance. These programs are fully comprehensive law enforcement units staffed by criminal investigators, auditors, and prosecuting attorneys who serve in combating the corrupt, deceptive, and illegal practices of unscrupulous medical providers, public officials, drug traffickers, and business enterprises.

The Medicaid Fraud Control Unit, established by Section 43-13-219, Miss. Code Ann. (1972), is responsible for the statewide investigation and prosecution of fraud committed by Medicaid providers. This Unit is also responsible for the investigation of abuse, neglect, and financial exploitation perpetrated upon vulnerable persons who are residents or patients in health care facilities. Funding for this program is received from a federal grant which reimburses 75% of the operating expenses. The Unit is re-certified annually by the Office of the Inspector General, Health and Human Services.

The Public Integrity Division is charged with the responsibility of conducting official investigations in accordance with Section 7-5-59, Miss. Code Ann. (1972), which details white collar crime and official corruption and assisting district attorneys and local law enforcement officials in the performance of their duties; and with the responsibility of impaneling a statewide grand jury to investigate and charge large-scale drug offenders in accordance with Section 13-7-1, et seq., Miss. Code Ann. (1972). This Division receives complaints and allegations from a variety of sources: state and local officials who have discovered such conduct in the performance of their routine responsibilities; calls and letters from citizens throughout the State who have observed actions that are believed to be improper; and referral of cases from local law enforcement officials and prosecutors which could better be handled by this Division. The Public Integrity Division is comprised of both attorneys and investigators who work closely together to ensure that cases are efficiently prosecuted and also work with the Mississippi Bureau of Narcotics and other state and local law enforcement entities in identifying and dismantling large drug organizations through both criminal prosecution and civil forfeiture actions. The Public Integrity Division serves as the enforcement arm of the Mississippi Charitable Solicitations Act which requires charities to properly register with the Secretary of State's Office. The Vulnerable Persons Investigative Unit and Child Support Prosecution Unit are also a part of the Public Integrity Division. The Vulnerable Persons Unit was created as a part of the Vulnerable Persons Act [Section 43-47-1, et seq., Miss. Code Ann. (1972)] to prosecute those accused of crimes against vulnerable persons and provide training to law enforcement, judges, district attorneys, state agencies and investigators at the Department of Human Services. The unit receives complaints from the Department of Human Services and other law enforcement agencies as well as complaints from other concerned individuals. [Section 43-47-5, et seq., Miss. Code Ann. (1972)] The Child Support Prosecution Unit investigates and criminally prosecutes deadbeat parents for failure to pay court ordered child support in compliance with Sections 43-19-61 and 97-5-3, Miss. Code Ann. (1972).

The Cybercrime Division investigates and prosecutes high technology crimes in compliance with Section 7-5-59, Miss. Code Ann. (1972) to provide a safe electronic environment in Mississippi for the communication of information, ideas and commercial transactions and to protect children from online predators. The Division also provides technical assistance to state, local, and federal law enforcement officials in the investigation of electronic crimes as well as the seizure of computers and other digital evidence. The Division also coordinates with the United States Secret Service to host the Cyber Fraud Task Force for the State. This task force includes state and local partnerships to address technologically facilitated crimes in Mississippi. The Attorney General's Cybercrime Division receives federal funds to establish and operate an Internet Crimes Against Children (ICAC) Task Force. The ICAC Task Force is the umbrella agency for the State of Mississippi for enforcement, investigation, and prosecution of Internet Crimes Against Children. The Task Force is the central training facility for ICAC investigative standards, forensic analysis, and prosecution and provides on-site and in-the-field technical assistance for agencies involved in ICAC cases. The Task Force provides leadership for proactive and reactive investigations and extends outreach into law enforcement, the community, and educational system for prevention and intervention of internet or technological exploitation of children.

The Consumer Protection Division was created in 1974 by Section 75-24-1, et seq., Miss. Code Ann. (1972), as amended. The Consumer Protection Act of 1994 amended and strengthened this Section. Consumer Protection handles a wide range of complaints from citizens located throughout the State of Mississippi. These complaints include, but are not limited to, lottery and sweepstakes scams, new and used car sales, and telemarketing fraud. Consumer Protection fields thousands of calls and emails each year. The Division is also charged with the investigation and prosecution of identity theft, home

repair fraud, and intellectual property crimes, as well as the issuance of Identity Theft Passports [Section 97-45-29, Miss.

PROGRAM NARRATIVE

Program Data Collected in Accordance with the Mississippi Performance Budget and Strategic Planning Act of 1994
(To Accompany Form MBR-1-03)

Code Ann. (1972)]. The Division promotes consumer education through participation in civic group functions, student lectures, law enforcement seminars, and other types of presentations throughout the State, as well as publishes and distributes public education brochures. Mediation of business complaints and investigation of deceptive business practices constitute a large part of the Division's activities. To carry out its mission, Consumer Protection is also authorized to exercise various types of enforcement activities, including subpoenas, cease and desist orders, assurances of voluntary compliance, injunctions, criminal prosecutions, and collection of civil penalties.

The Bureau of Victim Assistance Interpersonal Domestic Violence Division [Section 93-21-31, Miss. Code Ann. (1972)], provides support and training for law enforcement, judges, court personnel, advocates, social workers, students and medical personnel in the areas of domestic violence, dating violence, stalking, strangulation, sexual assault, Domestic Abuse Protection Orders, and related matters including human trafficking and victims' rights. The Division works with other divisions within the Attorney General's Office to accomplish training goals. The Division produces educational and training guides to support its efforts and also works in conjunction with other public entities and non-profit organizations for the promotion of domestic violence prevention and victim assistance. The Division also administers the statewide Domestic Abuse Protection Order Registry [Section 93-21-25, Miss. Code Ann. (1972)] and trains court clerks, dispatch and law enforcement on usage of the Registry as well as the Domestic Violence Uniform Offense Report used by law enforcement to report domestic violence incidents. The Division has a statewide Human Trafficking Victim Services Coordinator who works with other divisions, agencies and non-profits to develop and implement human trafficking legislation and works closely with government partners and private entities developing and implementing a cohesive approach to investigating, prosecuting and ending human trafficking in Mississippi. By service as a resource to all those who come into contact with domestic violence, strangulation, stalking, sexual assault and human trafficking victims, the Division brings the full weight of the State of Mississippi to combat these crimes to achieve the objectives of holding offenders accountable, keeping victims and law enforcement safe, and referring victims to resources and services.

The Alcohol & Tobacco Enforcement Division ensures compliance with state laws that prohibit the sale of tobacco products and alcohol to minors. The FDA Unit which is also a part of the Alcohol & Tobacco Enforcement Division is funded through the Food and Drug Administration and ensures compliance with federal laws that prohibit the sale of tobacco to minors.

II. Program Objective:

The overall objective of the Attorney General's Other Mandated Programs is to investigate and prosecute all illegal activities relating to Medicaid fraud, elder abuse/neglect/exploitation, drug trafficking, misconduct of public officials and business enterprises, identity theft, cybercrime, child support, and tobacco and alcohol sale to minors. In addition, assistance is provided to United States Attorneys, district attorneys, and federal and local law enforcement agencies in the performance of their duties. Other Mandated Programs addresses juvenile prevention, intervention, and juvenile justice alternatives. The Program is also involved in the war on drugs by utilizing the State's asset forfeiture statutes and providing prosecutors and law enforcement officers with pre-arrest asset investigative assessments and post-arrest legal as well as prosecutorial assistance.

PROGRAM NARRATIVE

Program Data Collected in Accordance with the Mississippi Performance Budget and Strategic Planning Act of 1994
(To Accompany Form MBR-1-03)

Attorney General

8 - Crime Victims Compensation

Name of Agency

Program Name

I. Program Description:

The Crime Victims Compensation Division provides financial assistance and support services to victims of violent crime and their family members as mandated in the MS Crime Victims Compensation Act [Section 99-41-1 et seq., Miss. Code Ann. (1972)]. Compensation is awarded for medical care, rehabilitation, counseling services for the victim and the victim's family member(s), funeral expenses, loss of wages, loss of tuition, loss of support for dependents of deceased victims, crime scene clean-up, court related travel, execution travel, domestic violence temporary housing assistance, domestic violence relocation assistance, and repair/replacement. The overall maximum allowable for awards payable is twenty thousand dollars (\$20,000), with limits applied to each benefit type. Also, the Crime Victim Compensation Division reimburses medical providers authorized payments for costs of sexual assault medical forensic examinations. Additionally, the Crime Victim Compensation Division provides ongoing training to victim service providers, law enforcement agencies, medical and mental health providers and others across the state who provide information, support and care to victims. The Victim Assistance Program was established with a federal grant in FY 2000 to provide enhanced direct services to crime victims. The program serves as a single point of contact for crime victims and the public-at-large in the State of Mississippi providing information, referral, advocacy and support to persons who contact the program.

The Address Confidentiality Program (ACP), mandated by Section 99-47-1, Miss. Code Ann. (1972), became effective July 1, 2009. Persons enrolled in the ACP may request that state/local government agencies use a substitute address designated by the Attorney General's Office. The ACP can help a relocated victim of domestic violence, sexual assault and stalking in their attempt to keep their new address confidential.

II. Program Objective:

The objective of the Crime Victims Compensation Division is to relieve the hardships of crime victims and assist in their recovery whenever possible by providing compensation, direct services, advocacy, and public awareness and education to victims, their family members, law enforcement, court officials, and the public-at-large.

Elements of Quality Program Design

For the Evaluation of Requests to Fund New Programs or New Activity in an Existing Program
(To Accompany Form MBR-1-03A)

PROGRAM PERFORMANCE MEASURES

Program Data Collected in Accordance with the Mississippi Performance Budget and Strategic Planning Act of 1994

* 0.00 in the "APPRO" column may indicate the measure is not in the agency appropriations bill.

Attorney General (070-00)

1 - Supportive Services

Name of Agency

PROGRAM NAME

PROGRAM OUTPUTS: (This is the measure of the process necessary to carry on the goals and objectives of this program. This is the volume produced, i.e., how many people served, how many documents generated.)

	FY 2022 APPRO	FY 2022 ACTUAL	FY 2023 ESTIMATED	FY 2024 PROJECTED
1 Fiscal Transactions Processed (Number of)	0.00	7,296.00	7,500.00	7,500.00

PROGRAM EFFICIENCIES: (This is the measure of the cost, unit cost or productivity associated with a given outcome or output. This measure indicates linkage between services and funding, i.e., cost per investigation, cost per student or number of days to complete investigation.)

	FY 2022 APPRO	FY 2022 ACTUAL	FY 2023 ESTIMATED	FY 2024 PROJECTED
1 Cost of Support Services as Percent of Budget, 2011-2012 Baseline: 5.10%	6.00	5.00	6.00	5.00

PROGRAM OUTCOMES: (This is the measure of the quality or effectiveness of the services provided by this program. This measure provides an assessment of the actual impact or public benefit of your agency's actions. This is the results produced, i.e., increased customer satisfaction by x% within a 12-month period, reduce the number of traffic fatalities due to drunk drivers within a 12-month period.)

	FY 2022 APPRO	FY 2022 ACTUAL	FY 2023 ESTIMATED	FY 2024 PROJECTED
1 Successful Execution of the Agency's Business and Operational Functions to include: a) Executive Leadership; b) Administrative Support of the Executive Staff; c) Coordination, Planning, and Budgeting Between All Divisions; d) Support of Administrative Services Needed for all Internal Agency Units Including Business Processes and Personnel (1 = Achieved)	0.00	1.00	1.00	1.00

PROGRAM PERFORMANCE MEASURES

Program Data Collected in Accordance with the Mississippi Performance Budget and Strategic Planning Act of 1994

* 0.00 in the "APPRO" column may indicate the measure is not in the agency appropriations bill.

Attorney General (070-00)

2 - Training

Name of Agency

PROGRAM NAME

PROGRAM OUTPUTS: (This is the measure of the process necessary to carry on the goals and objectives of this program. This is the volume produced, i.e., how many people served, how many documents generated.)

	FY 2022 APPRO	FY 2022 ACTUAL	FY 2023 ESTIMATED	FY 2024 PROJECTED
1 Prosecutors Training Conferences Conducted	0.00	8.00	7.00	7.00
2 Prosecutors Trained	0.00	830.00	750.00	750.00
3 Investigators, Victim Assistance Coordinators, and Worthless Check Unit Personnel Trained	0.00	151.00	100.00	100.00
4 CLE Hours Available to Prosecutors	0.00	80.00	60.00	60.00

PROGRAM EFFICIENCIES: (This is the measure of the cost, unit cost or productivity associated with a given outcome or output. This measure indicates linkage between services and funding, i.e., cost per investigation, cost per student or number of days to complete investigation.)

	FY 2022 APPRO	FY 2022 ACTUAL	FY 2023 ESTIMATED	FY 2024 PROJECTED
1 Annual Fall Conference (Cost per participant per day) (Note: Estimated and projected numbers are based on historical information. However, due to the passage of SB 2362 and conversion of the Office of the Attorney General to a general fund agency, we are in the early stages of assessing necessary program cuts; therefore, these numbers are subject to change based on funds availability.)	0.00	81.61	160.00	160.00
2 Annual Spring Conference (Cost per participant per day) (Note: Estimated and projected numbers are based on historical information. However, due to the passage of SB 2362 and conversion of the Office of the Attorney General to a general fund agency, we are in the early stages of assessing necessary program cuts; therefore, these numbers are subject to change based on funds availability.)	0.00	176.74	175.00	175.00
3 Conference for District Attorneys & Assistants (Cost per participant per day) (Note: Estimated and projected numbers are based on historical information. However, due to the passage of SB 2362 and conversion of the Office of the Attorney General to a general fund agency, we are in the early stages of assessing necessary program cuts; therefore, these numbers are subject to change based on funds availability.)	0.00	141.75	175.00	175.00
4 Conference for Youth Court Prosecutors (Cost per participant per day) (Note: Estimated and projected numbers are based on historical information. However, due to the passage of SB 2362 and conversion of the Office of the Attorney General to a general fund agency, we are in the early stages of assessing necessary program cuts; therefore, these numbers are subject to change based on funds availability.)	0.00	134.03	165.00	165.00
5 Mississippi Municipal League Conference (Cost per participant per day) (Note: Estimated and projected numbers are based on historical information. However, due to the passage of SB 2362 and conversion of the Office of the Attorney General to a general fund agency, we are in the early stages of assessing necessary program cuts; therefore, these numbers are subject to change based on funds availability.)	0.00	130.85	160.00	160.00

PROGRAM PERFORMANCE MEASURES

Program Data Collected in Accordance with the Mississippi Performance Budget and Strategic Planning Act of 1994

** 0.00 in the "APPRO" column may indicate the measure is not in the agency appropriations bill.*

Attorney General (070-00)

2 - Training

Name of Agency

PROGRAM NAME

PROGRAM OUTCOMES: (This is the measure of the quality or effectiveness of the services provided by this program. This measure provides an assessment of the actual impact or public benefit of your agency's actions. This is the results produced, i.e., increased customer satisfaction by x% within a 12-month period, reduce the number of traffic fatalities due to drunk drivers within a 12-month period.

	FY 2022 APPRO	FY 2022 ACTUAL	FY 2023 ESTIMATED	FY 2024 PROJECTED
1 Ratings of Continuing Legal Education Training Presentation by Participants	95.00	98.00	95.00	95.00
2 Ratings of CRIMES System Training Presentation by Participants	95.00	0.00	90.00	0.00

PROGRAM PERFORMANCE MEASURES

Program Data Collected in Accordance with the Mississippi Performance Budget and Strategic Planning Act of 1994

* 0.00 in the "APPRO" column may indicate the measure is not in the agency appropriations bill.

Attorney General (070-00)

3 - Litigation

Name of Agency

PROGRAM NAME

PROGRAM OUTPUTS: (This is the measure of the process necessary to carry on the goals and objectives of this program. This is the volume produced, i.e., how many people served, how many documents generated.)

	FY 2022 APPRO	FY 2022 ACTUAL	FY 2023 ESTIMATED	FY 2024 PROJECTED
1 Criminal Appeals Received	0.00	316.00	350.00	375.00
2 Criminal Appeals Filed	0.00	236.00	275.00	300.00
3 Miscellaneous Responses (These are criminal matters that are docketed on the Miscellaneous Docket of the Supreme Court, in which this Office is required to respond. They primarily include proceedings filed by prisoners collaterally attacking their convictions or sentences.)	0.00	23.00	25.00	30.00
4 Oral Arguments - Criminal	0.00	1.00	10.00	15.00
5 Certiorari Petitions Filed (Certiorari petitions are filed in the MS Supreme Court by the defendant or the State asking the Court to exercise its power of discretionary review over the decision of the Court of Appeals.)	0.00	15.00	10.00	12.00
6 Extraditions - Processed	0.00	51.00	55.00	60.00
7 Extraditions - Appeals	0.00	0.00	0.00	0.00
8 Extraditions - Hearings	0.00	0.00	0.00	0.00
9 Death Penalty Appeals - Briefs, Responses & Motions (The numbers in this section are for death penalty cases on direct appeal before the MS Supreme Court; on State post-conviction review before the MS Supreme Court, the State trial courts, and the United States Supreme Court; and federal habeas corpus review before the United States District Courts for Mississippi, the United States Court of Appeals for the Fifth Circuit, and the United States Supreme Court. There are currently 87 active death penalty cases in various stages of litigation in the state and federal courts.)	0.00	85.00	70.00	75.00
10 Death Penalty Appeals - Arguments and Hearings (The numbers in this section are for death penalty cases on direct appeal before the MS Supreme Court; on State post-conviction review before the MS Supreme Court, the State trial courts, and the United States Supreme Court; and federal habeas corpus review before the United States District Courts for Mississippi, the United States Court of Appeals for the Fifth Circuit, and the United States Supreme Court. There are currently 87 active death penalty cases in various stages of litigation in the state and federal courts.)	0.00	35.00	15.00	20.00
11 Federal Habeas Corpus - Briefs, Responses & Motions (The numbers in this section are for non-death penalty habeas corpus cases before the United States Supreme Court, the United States Court of Appeals for the Fifth Circuit, and the United States District Courts for Mississippi.)	0.00	172.00	200.00	215.00
12 Federal Habeas Corpus - Arguments and Hearings (The numbers in this section are for non-death penalty habeas corpus cases before the United States Supreme Court, the United States Court of Appeals for the Fifth Circuit, and the United States District Courts for Mississippi.)	0.00	2.00	2.00	2.00
13 Civil Cases Opened	0.00	131.00	115.00	117.00
14 Civil Cases Closed	0.00	85.00	84.00	85.00
15 Section 1983 Prisoner Cases - Federal Actions (42 U.S.C. Section 1983 allows prisoners to sue an official who is acting under State law for deprivation of civil rights.)	0.00	112.00	104.00	105.00

PROGRAM PERFORMANCE MEASURES

Program Data Collected in Accordance with the Mississippi Performance Budget and Strategic Planning Act of 1994

* 0.00 in the "APPRO" column may indicate the measure is not in the agency appropriations bill.

Attorney General (070-00)

3 - Litigation

Name of Agency

PROGRAM NAME

PROGRAM EFFICIENCIES: (This is the measure of the cost, unit cost or productivity associated with a given outcome or output. This measure indicates linkage between services and funding, i.e., cost per investigation, cost per student or number of days to complete investigation.)

	FY 2022 APPRO	FY 2022 ACTUAL	FY 2023 ESTIMATED	FY 2024 PROJECTED
1 Average Caseload per Attorney - Criminal (Criminal "caseload" includes appeal briefs filed, miscellaneous responses filed, certiorari responses or petitions filed, oral arguments, and extradition hearings and appeals but not extraditions processed.) (Based on 11.5 attorneys)	0.00	35.00	40.00	45.00
2 Average Caseload per Attorney - Death Penalty Briefs (Based on 3 attorneys)	0.00	17.00	18.00	19.00
3 Average Caseload per Attorney - Habeas Corpus Briefs (Based on 3 attorneys in FY 2019 and 4 attorneys in FY 2020 and FY 2021)	0.00	43.00	50.00	54.00
4 Average Caseload per Attorney - Civil (Based on 10 attorneys)	0.00	27.00	27.00	27.00
5 Average Caseload per Attorney - Section 1983 (Based on 1 attorney)	0.00	112.00	104.00	105.00

PROGRAM OUTCOMES: (This is the measure of the quality or effectiveness of the services provided by this program. This measure provides an assessment of the actual impact or public benefit of your agency's actions. This is the results produced, i.e., increased customer satisfaction by x% within a 12-month period, reduce the number of traffic fatalities due to drunk drivers within a 12-month period.)

	FY 2022 APPRO	FY 2022 ACTUAL	FY 2023 ESTIMATED	FY 2024 PROJECTED
1 Minimum Affirmations of Criminal Convictions (%) 2011-2012 Baseline: 90.00%	90.00	97.00	85.00	90.00
2 Minimum Affirmations of Death Penalty Appeals (%) 2011-2012 Baseline: 83.33%	70.00	71.00	80.00	80.00
3 Minimum Denial of Relief in Federal Habeas Corpus (%) 2011-2012 Baseline: 86.96%	95.00	97.00	95.00	99.00
4 Minimum Pos Results of Civil Cases (%) 2011-2012 Baseline: 96.00%	98.00	96.00	94.00	96.00
5 Percent Change of Affirmations of Criminal Convictions Attained	0.00	9.00	0.00	7.00
6 Percent Change of Death Penalty Review Cases Affirmed	5.00	15.00	6.00	5.00
7 Percent of Change of Appeals for Relief in Federal Habeas Corpus Cases Denied	0.00	1.00	3.00	0.00
8 Percent Change of Positive Results from Civil Cases	0.00	2.00	1.00	0.00

PROGRAM PERFORMANCE MEASURES

Program Data Collected in Accordance with the Mississippi Performance Budget and Strategic Planning Act of 1994

* 0.00 in the "APPRO" column may indicate the measure is not in the agency appropriations bill.

Attorney General (070-00)

4 - Opinions

Name of Agency

PROGRAM NAME

PROGRAM OUTPUTS: (This is the measure of the process necessary to carry on the goals and objectives of this program. This is the volume produced, i.e., how many people served, how many documents generated.)

	FY 2022 APPRO	FY 2022 ACTUAL	FY 2023 ESTIMATED	FY 2024 PROJECTED
1 Number of Opinions Written (Opinions are generated in response to written requests from agencies and offices; therefore, this Office has little control over the number of requests received or opinions issued.)	0.00	62.00	150.00	150.00
2 Number of Hours of General Advice by Phone and Email	0.00	2,250.00	2,250.00	2,250.00
3 Number of Hours of Seminars or Programs Provided	0.00	300.00	300.00	300.00

PROGRAM EFFICIENCIES: (This is the measure of the cost, unit cost or productivity associated with a given outcome or output. This measure indicates linkage between services and funding, i.e., cost per investigation, cost per student or number of days to complete investigation.)

	FY 2022 APPRO	FY 2022 ACTUAL	FY 2023 ESTIMATED	FY 2024 PROJECTED
1 Average Opinions per Attorney (Based on an average staff of 7 attorneys)	0.00	40.00	40.00	40.00

PROGRAM OUTCOMES: (This is the measure of the quality or effectiveness of the services provided by this program. This measure provides an assessment of the actual impact or public benefit of your agency's actions. This is the results produced, i.e., increased customer satisfaction by x% within a 12-month period, reduce the number of traffic fatalities due to drunk drivers within a 12-month period.)

	FY 2022 APPRO	FY 2022 ACTUAL	FY 2023 ESTIMATED	FY 2024 PROJECTED
1 Percent Assigned to Attorneys in 3 Days or Less, 2011-2012 Baseline: 100.00%	100.00	100.00	100.00	100.00
2 Percent of Opinions Completed in 30 Days or Less, 2011-2012 Baseline: 76.00%	75.00	25.00	25.00	75.00
3 Percent Change of Opinion Requests Assigned to Attorneys within 3 Days or Less	0.00	0.00	0.00	0.00
4 Percent Change of Opinion Requests Completed within 30 Days or Less	5.00	5.00	5.00	5.00

PROGRAM PERFORMANCE MEASURES

Program Data Collected in Accordance with the Mississippi Performance Budget and Strategic Planning Act of 1994

* 0.00 in the "APPRO" column may indicate the measure is not in the agency appropriations bill.

Attorney General (070-00)

5 - State Agency Contracts

Name of Agency

PROGRAM NAME

PROGRAM OUTPUTS: (This is the measure of the process necessary to carry on the goals and objectives of this program. This is the volume produced, i.e., how many people served, how many documents generated.)

	FY 2022 APPRO	FY 2022 ACTUAL	FY 2023 ESTIMATED	FY 2024 PROJECTED
1 Number of State Agencies Represented	0.00	67.00	68.00	68.00
2 Number of State Agencies Division Attorneys	0.00	46.00	50.00	52.00

PROGRAM EFFICIENCIES: (This is the measure of the cost, unit cost or productivity associated with a given outcome or output. This measure indicates linkage between services and funding, i.e., cost per investigation, cost per student or number of days to complete investigation.)

	FY 2022 APPRO	FY 2022 ACTUAL	FY 2023 ESTIMATED	FY 2024 PROJECTED
1 Estimated Cost Savings to State Agencies	0.00	6,000,000.00	6,000,000.00	7,250,000.00

PROGRAM OUTCOMES: (This is the measure of the quality or effectiveness of the services provided by this program. This measure provides an assessment of the actual impact or public benefit of your agency's actions. This is the results produced, i.e., increased customer satisfaction by x% within a 12-month period, reduce the number of traffic fatalities due to drunk drivers within a 12-month period.)

	FY 2022 APPRO	FY 2022 ACTUAL	FY 2023 ESTIMATED	FY 2024 PROJECTED
1 Percent of Good & Excellent Ratings for Legal Services, 2011-2012 Baseline: 94.00%	100.00	100.00	100.00	100.00
2 Percent Change of Good/Excellent Ratings for Legal Services	0.00	0.00	0.00	0.00

PROGRAM PERFORMANCE MEASURES

Program Data Collected in Accordance with the Mississippi Performance Budget and Strategic Planning Act of 1994

* 0.00 in the "APPRO" column may indicate the measure is not in the agency appropriations bill.

Attorney General (070-00)

6 - Insurance Integrity Enforcement

Name of Agency

PROGRAM NAME

PROGRAM OUTPUTS: (This is the measure of the process necessary to carry on the goals and objectives of this program. This is the volume produced, i.e., how many people served, how many documents generated.)

	FY 2022 APPRO	FY 2022 ACTUAL	FY 2023 ESTIMATED	FY 2024 PROJECTED
1 Total Number of Complaints Received by the Insurance Integrity Enforcement Bureau (Because of the nature of the program, it is difficult, if not impossible, to objectively estimate or project the number of anticipated referrals/complaints to the Unit. These estimated and projected numbers are based on the anticipated increase in the number of complaints as the general public becomes more aware of the Unit, the types of matters suitable for criminal insurance fraud investigations, and also based on the anticipated growth of staff to address an increased number of these referrals.)	0.00	260.00	275.00	300.00
2 Number of Workers' Compensation Complaints Remanded (no cases opened) (The number of remanded complaints, open investigations, closed cases and percentages of cases yielding criminal charges are all directly dependent on the number and quality of the allegations/complaints referred to the Unit for investigation throughout the year. Given the typically lengthy nature of various types of criminal fraud investigations, many active open investigations and complex criminal prosecutions may necessarily carry over into an additional fiscal period(s).)	0.00	20.00	25.00	30.00
3 Number of Other Insurance Complaints Remanded (no cases opened) (The number of remanded complaints, open investigations, closed cases and percentages of cases yielding criminal charges are all directly dependent on the number and quality of the allegations/complaints referred to the Unit for investigation throughout the year. Given the typically lengthy nature of various types of criminal fraud investigations, many active open investigations and complex criminal prosecutions may necessarily carry over into an additional fiscal period(s).)	0.00	70.00	80.00	85.00
4 Number of Workers' Compensation Open Cases (The number of remanded complaints, open investigations, closed cases and percentages of cases yielding criminal charges are all directly dependent on the number and quality of the allegations/complaints referred to the Unit for investigation throughout the year. Given the typically lengthy nature of various types of criminal fraud investigations, many active open investigations and complex criminal prosecutions may necessarily carry over into an additional fiscal period(s).)	0.00	5.00	10.00	15.00
5 Number of Other Insurance Open Cases (The number of remanded complaints, open investigations, closed cases and percentages of cases yielding criminal charges are all directly dependent on the number and quality of the allegations/complaints referred to the Unit for investigation throughout the year. Given the typically lengthy nature of various types of criminal fraud investigations, many active open investigations and complex criminal prosecutions may necessarily carry over into an additional fiscal period(s).)	0.00	30.00	35.00	40.00
6 Number of Workers' Compensation Cases Closed (The number of remanded complaints, open investigations, closed cases and percentages of cases yielding criminal charges are all directly dependent on the number and quality of the allegations/complaints referred to the Unit for investigation throughout the year. Given the typically lengthy nature of various types of criminal fraud investigations, many active open investigations and complex criminal prosecutions may necessarily carry over into an additional fiscal period(s).)	0.00	15.00	18.00	22.00
7 Number of Other Insurance Cases Closed (The number of remanded complaints, open investigations, closed cases and percentages of cases yielding criminal charges are all directly dependent on the number and quality of the allegations/complaints referred to the Unit for investigation throughout the year. Given the typically lengthy nature of various types of criminal fraud investigations, many active open investigations and complex criminal prosecutions may necessarily carry over into an additional fiscal period(s).)	0.00	35.00	40.00	45.00

PROGRAM PERFORMANCE MEASURES

Program Data Collected in Accordance with the Mississippi Performance Budget and Strategic Planning Act of 1994

* 0.00 in the "APPRO" column may indicate the measure is not in the agency appropriations bill.

Attorney General (070-00)	6 - Insurance Integrity Enforcement			
Name of Agency	PROGRAM NAME			
8 Number of Workers' Compensation Fraud Charges/Indictments (% of opened cases) (The number of remanded complaints, open investigations, closed cases and percentages of cases yielding criminal charges are all directly dependent on the number and quality of the allegations/complaints referred to the Unit for investigation throughout the year. Given the typically lengthy nature of various types of criminal fraud investigations, many active open investigations and complex criminal prosecutions may necessarily carry over into an additional fiscal period(s).)	0.00	2.00	5.00	8.00
9 Number of Other Insurance Fraud Charges/Indictments (% of opened cases) (The number of remanded complaints, open investigations, closed cases and percentages of cases yielding criminal charges are all directly dependent on the number and quality of the allegations/complaints referred to the Unit for investigation throughout the year. Given the typically lengthy nature of various types of criminal fraud investigations, many active open investigations and complex criminal prosecutions may necessarily carry over into an additional fiscal period(s).)	0.00	30.00	36.00	44.00

PROGRAM EFFICIENCIES: (This is the measure of the cost, unit cost or productivity associated with a given outcome or output. This measure indicates linkage between services and funding, i.e., cost per investigation, cost per student or number of days to complete investigation.)

	FY 2022 APPRO	FY 2022 ACTUAL	FY 2023 ESTIMATED	FY 2024 PROJECTED
1 Average Caseload per Investigator (Because of the nature of the Program, it is difficult, if not impossible, to objectively measure and quantify the efficiency of criminal fraud investigations. Referrals are remanded or investigations are opened as a result of the quality of information available in the complaints, over which the Unit has no control. The caseload is determined by the number, type, quality, and complexity of the complaints/allegations referred for investigation.)	0.00	30.00	40.00	50.00

PROGRAM OUTCOMES: (This is the measure of the quality or effectiveness of the services provided by this program. This measure provides an assessment of the actual impact or public benefit of your agency's actions. This is the results produced, i.e., increased customer satisfaction by x% within a 12-month period, reduce the number of traffic fatalities due to drunk drivers within a 12-month period.)

	FY 2022 APPRO	FY 2022 ACTUAL	FY 2023 ESTIMATED	FY 2024 PROJECTED
1 Minimum Positive Results of Workers' Compensation Cases (%) 2011-2012 Baseline: 90.00%	99.00	99.00	99.00	99.00
2 Minimum Positive Results of Insurance Cases (%) 2011-2012 Baseline: 90.00%	99.00	99.00	99.00	99.00
3 Percent Change of Positive Results of Workers' Compensation Insurance Fraud	5.00	5.00	5.00	5.00
4 Percent Change of Positive Results of Other Insurance Cases	0.00	0.00	0.00	0.00

PROGRAM PERFORMANCE MEASURES

Program Data Collected in Accordance with the Mississippi Performance Budget and Strategic Planning Act of 1994

* 0.00 in the "APPRO" column may indicate the measure is not in the agency appropriations bill.

Attorney General (070-00)

7 - Other Mandated Programs

Name of Agency

PROGRAM NAME

PROGRAM OUTPUTS: (This is the measure of the process necessary to carry on the goals and objectives of this program. This is the volume produced, i.e., how many people served, how many documents generated.)

	FY 2022 APPRO	FY 2022 ACTUAL	FY 2023 ESTIMATED	FY 2024 PROJECTED
1 Number of Medicaid Abuse Complaints Received	0.00	2,323.00	2,450.00	2,450.00
2 Number of Medicaid Fraud Complaints Received	0.00	31.00	40.00	40.00
3 Number of Medicaid Abuse Cases Opened	0.00	617.00	650.00	650.00
4 Number of Medicaid Fraud Cases Opened	0.00	31.00	40.00	40.00
5 Number of Medicaid Abuse Charges/Indictments	0.00	45.00	50.00	50.00
6 Number of Medicaid Fraud Charges/Indictments	0.00	0.00	10.00	10.00
7 Number of Medicaid Abuse Convictions Obtained	0.00	48.00	50.00	50.00
8 Number of Medicaid Fraud Convictions Obtained	0.00	3.00	10.00	10.00
9 Medicaid Fraud Restitution, Civil Penalties and Investigative Costs Recovered	0.00	815,003.76	1,500,000.00	1,500,000.00
10 Number of Medicaid Abuse Training Programs Provided	0.00	11.00	15.00	15.00
11 Number of Medicaid Fraud Training Programs Provided	0.00	3.00	5.00	5.00
12 Number of Complaints Received by Public Integrity Division	0.00	1,179.00	1,200.00	1,300.00
13 Number of Investigations Opened by Public Integrity Division	0.00	161.00	175.00	200.00
14 Number of Complaints Resolved (No Cases Opened) by Public Integrity Division	0.00	1,000.00	1,025.00	1,100.00
15 Number of Complaints Received by Cyber Crime Unit	0.00	3,114.00	3,000.00	3,000.00
16 Number of Investigations Opened by Cyber Crime Unit	0.00	200.00	200.00	200.00
17 Number of Complaints Resolved (No Cases Opened) by Cyber Crime Unit	0.00	2,726.00	1,800.00	2,800.00
18 Number of Complaints Received by Vulnerable Persons Unit	0.00	3,327.00	3,375.00	3,425.00
19 Number of Investigations Opened by Vulnerable Persons Unit	0.00	275.00	325.00	350.00
20 Number of Complaints Resolved (No Cases Opened) by Vulnerable Persons Unit	0.00	3,052.00	3,050.00	3,075.00
21 Number of Complaints Received by Child Support Prosecution Unit	0.00	100.00	150.00	225.00
22 Number of Investigations Opened by Child Support Prosecution Unit	0.00	10.00	50.00	75.00
23 Number of Complaints Resolved (No Cases Opened) by Child Support Prosecution Unit	0.00	90.00	100.00	150.00
24 Number of Inquiries Received by Consumer Mediation on behalf of the Consumer Protection Division	0.00	15,008.00	15,500.00	16,000.00
25 Number of Cases Litigated on behalf of the Consumer Protection Division	0.00	64.00	70.00	70.00
26 Restitution to Consumers on behalf of the Consumer Protection Division	0.00	4,221,158.19	2,821,340.26	2,150,000.00
27 Costs/Fees Recovered on behalf of the Consumer Protection Division	0.00	66,331,453.23	212,000,000.0	2,000,000.00
28 Number of Law Enforcement Trained by Prosecutor and Law Enforcement Division	0.00	3,032.00	2,800.00	2,800.00
29 Number of Prosecutors Trained through Prosecutor and Law Enforcement Division	0.00	971.00	900.00	900.00
30 Number of Court Personnel Trained by Prosecutor and Law Enforcement Division	0.00	627.00	575.00	575.00
31 Number of Private and Governmental (Non-Prosecutorial) Attorneys Trained by Prosecutor and Law Enforcement Division	0.00	302.00	300.00	300.00
32 Number of Domestic Violence/Sexual Assault/Stalking Victims Assisted by Domestic Violence Division	0.00	182.00	200.00	200.00

PROGRAM PERFORMANCE MEASURES

Program Data Collected in Accordance with the Mississippi Performance Budget and Strategic Planning Act of 1994

* 0.00 in the "APPRO" column may indicate the measure is not in the agency appropriations bill.

Attorney General (070-00)		7 - Other Mandated Programs			
Name of Agency		PROGRAM NAME			
33	Number of SANE Nurses Trained by Prosecutor and Law Enforcement Division	0.00	165.00	0.00	0.00
34	Number of Dispatchers Trained by Prosecutor and Law Enforcement Division	0.00	0.00	0.00	0.00
35	Multidisciplinary Trained by Prosecutor and Law Enforcement Division (including Advocates, Community Members, Faith-Based Organizations, EMS, Social Workers, and Students)	0.00	1,438.00	1,200.00	1,200.00
36	Number of Compliance Checks (Alcohol & Tobacco)	0.00	10,721.00	12,000.00	12,000.00

PROGRAM EFFICIENCIES: (This is the measure of the cost, unit cost or productivity associated with a given outcome or output. This measure indicates linkage between services and funding, i.e., cost per investigation, cost per student or number of days to complete investigation.)

	FY 2022 APPRO	FY 2022 ACTUAL	FY 2023 ESTIMATED	FY 2024 PROJECTED
1 Average Caseload per Medicaid Abuse Investigator (Because of the nature of the Program, it is difficult, if not impossible, to objectively measure and quantify the efficiency of criminal abuse investigations. These investigations are opened as a result of complaints; therefore, the Unit has no control over the nature, quality, or quantity of the allegations/complaints received, reviewed and investigated. The caseload is determined by the number of complaints received.)	0.00	95.00	115.00	115.00
2 Average Caseload per Medicaid Fraud Investigator (Because of the nature of the Program, it is difficult, if not impossible, to objectively measure and quantify the efficiency of criminal abuse investigations. These investigations are opened as a result of complaints; therefore, the Unit has no control over the nature, quality, or quantity of the allegations/complaints received, reviewed and investigated. The caseload is determined by the number of complaints received.)	0.00	14.00	18.00	18.00
3 Average Number of Days to Close a Case Not Resulting in Charges (Public Integrity Division)	0.00	70.00	70.00	70.00
4 Average Caseload per Vulnerable Persons' Investigator	0.00	50.00	60.00	70.00
5 Number of Cases Opened on Behalf of the Consumer Protection Division	0.00	1,394.00	1,560.00	1,595.00
6 Average Number of Trainings per Staff Member (Domestic Violence Division) (Based on 5 Staff)	0.00	26.00	20.00	20.00
7 Average Retail Trainings per Alcohol & Tobacco Investigator (Based on 8 Investigators)	0.00	52.00	52.00	52.00

PROGRAM OUTCOMES: (This is the measure of the quality or effectiveness of the services provided by this program. This measure provides an assessment of the actual impact or public benefit of your agency's actions. This is the results produced, i.e., increased customer satisfaction by x% within a 12-month period, reduce the number of traffic fatalities due to drunk drivers within a 12-month period.)

	FY 2022 APPRO	FY 2022 ACTUAL	FY 2023 ESTIMATED	FY 2024 PROJECTED
1 Medicaid Fraud Convictions vs Dispositions (%) 2011-2012 Baseline: 100.00%	85.00	100.00	85.00	90.00
2 Medicaid Abuse Convictions vs Dispositions (%) 2011-2012 Baseline: 95.00%	98.00	95.00	95.00	95.00
3 Minimum Defendants Convicted after Indictments (PID) (%) 2011-2012 Baseline: 96.00%	90.00	90.00	90.00	90.00
4 Response to Consumer Complaints (Days) 2011-2012 Baseline: 3.14%	5.00	1.50	5.00	5.00

PROGRAM PERFORMANCE MEASURES

Program Data Collected in Accordance with the Mississippi Performance Budget and Strategic Planning Act of 1994

** 0.00 in the "APPRO" column may indicate the measure is not in the agency appropriations bill.*

Attorney General (070-00)

7 - Other Mandated Programs

Name of Agency	PROGRAM NAME			
5 Average Number of Days to Respond to Consumer Complaints	5.00	1.50	5.00	5.00
6 Percent Change of Medicaid Fraud Convictions vs Dispositions	5.00	0.00	5.00	0.00
7 Percent Change of Medicaid Abuse Convictions vs Dispositions	5.00	0.00	5.00	0.00
8 Percent Change of Defendants Convicted After Indictment	0.00	0.00	0.00	0.00

PROGRAM PERFORMANCE MEASURES

Program Data Collected in Accordance with the Mississippi Performance Budget and Strategic Planning Act of 1994

* 0.00 in the "APPRO" column may indicate the measure is not in the agency appropriations bill.

Attorney General (070-00)

8 - Crime Victims Compensation

Name of Agency

PROGRAM NAME

PROGRAM OUTPUTS: (This is the measure of the process necessary to carry on the goals and objectives of this program. This is the volume produced, i.e., how many people served, how many documents generated.)

	FY 2022 APPRO	FY 2022 ACTUAL	FY 2023 ESTIMATED	FY 2024 PROJECTED
1 Crime Victims Compensation Claim Applications Received	0.00	1,206.00	1,200.00	1,200.00
2 Crime Victims Compensation Funds Awarded	0.00	3,166,661.71	2,800,000.00	2,800,000.00
3 Individuals Assisted by the Victim Assistance Program (VAP)	0.00	815.00	800.00	825.00
4 Requests for Victim Assistance Received by VAP	0.00	4,218.00	4,000.00	4,200.00
5 Crime Victims Compensation Funds - Sexual Assault Forensic Exams Paid	0.00	371,028.77	350,000.00	350,000.00

PROGRAM EFFICIENCIES: (This is the measure of the cost, unit cost or productivity associated with a given outcome or output. This measure indicates linkage between services and funding, i.e., cost per investigation, cost per student or number of days to complete investigation.)

	FY 2022 APPRO	FY 2022 ACTUAL	FY 2023 ESTIMATED	FY 2024 PROJECTED
1 Average Crime Victims Compensation Award	0.00	2,976.19	3,000.00	3,000.00
2 Average Sexual Assault Exam Payment	0.00	899.46	750.00	750.00

PROGRAM OUTCOMES: (This is the measure of the quality or effectiveness of the services provided by this program. This measure provides an assessment of the actual impact or public benefit of your agency's actions. This is the results produced, i.e., increased customer satisfaction by x% within a 12-month period, reduce the number of traffic fatalities due to drunk drivers within a 12-month period.)

	FY 2022 APPRO	FY 2022 ACTUAL	FY 2023 ESTIMATED	FY 2024 PROJECTED
1 Percent of Claims Processed in 12 Weeks or Less, 2011-2012 Baseline: 67.97%	57.88	74.70	80.00	75.00
2 Percent Change of Claims Processed Timely	0.00	0.00	0.00	0.00

PROGRAM 3% GENERAL FUND REDUCTION AND NARRATIVE EXPLANATION

Attorney General (070-00)

	Fiscal Year 2023 Funding			FY 2023 GF PERCENT REDUCED
	Total Funds	Reduced Amount	Reduced Funding Amount	

Program Name: (1) Supportive Services				
General	3,457,759	(102,859)	3,354,900	(2.97%)
State Support Special	14,873		14,873	
Federal				
Other Special	44,647		44,647	
TOTAL	3,517,279	(102,859)	3,414,420	

Narrative Explanation:
 Current and requested funding levels reflect only the funding necessary to operate both efficiently and effectively. Any reduction would result in the Attorney General's Office being unable to retain current employees and not fulfill its statutory and mandated functions, which would ultimately result in Mississippians not being served and negative legal consequences for the State.

Program Name: (2) Training				
General	1,129,353	(32,381)	1,096,972	(2.87%)
State Support Special	6,506		6,506	
Federal	270,991		270,991	
Other Special	1,147,207		1,147,207	
TOTAL	2,554,057	(32,381)	2,521,676	

Narrative Explanation:
 Current and requested funding levels reflect only the funding necessary to operate both efficiently and effectively. Any reduction would result in the Attorney General's Office being unable to retain current employees and not fulfill its statutory and mandated functions, which would ultimately result in Mississippians not being served and negative legal consequences for the State.

Program Name: (3) Litigation				
General	5,071,903	(151,494)	4,920,409	(2.99%)
State Support Special	21,218		21,218	
Federal				
Other Special	35,338		35,338	
TOTAL	5,128,459	(151,494)	4,976,965	

Narrative Explanation:
 Current and requested funding levels reflect only the funding necessary to operate both efficiently and effectively. Any reduction would result in the Attorney General's Office being unable to retain current employees and not fulfill its statutory and mandated functions, which would ultimately result in Mississippians not being served and negative legal consequences for the State.

Program Name: (4) Opinions				
General	724,751	(21,565)	703,186	(2.98%)
State Support Special	3,070		3,070	
Federal				
Other Special	10,024		10,024	
TOTAL	737,845	(21,565)	716,280	

Narrative Explanation:
 Current and requested funding levels reflect only the funding necessary to operate both efficiently and effectively. Any reduction would result in the Attorney General's Office being unable to retain current employees and not fulfill its statutory and mandated functions, which would ultimately result in Mississippians not being served and negative legal consequences for the State.

Program Name: (5) State Agency Contracts				
---	--	--	--	--

PROGRAM 3% GENERAL FUND REDUCTION AND NARRATIVE EXPLANATION

Attorney General (070-00)

	Fiscal Year 2023 Funding			FY 2023 GF PERCENT REDUCED
	Total Funds	Reduced Amount	Reduced Funding Amount	
General	7,006,479	(209,409)	6,797,070	(2.99%)
State Support Special	29,721		29,721	
Federal				
Other Special	1,128,285		1,128,285	
TOTAL	8,164,485	(209,409)	7,955,076	

Narrative Explanation:

Current and requested funding levels reflect only the funding necessary to operate both efficiently and effectively. Any reduction would result in the Attorney General's Office being unable to retain current employees and not fulfill its statutory and mandated functions, which would ultimately result in Mississippians not being served and negative legal consequences for the State.

Program Name: (6) Insurance Integrity Enforcement				
General	207,959	(6,214)	201,745	(2.99%)
State Support Special	864		864	
Federal				
Other Special				
TOTAL	208,823	(6,214)	202,609	

Narrative Explanation:

Current and requested funding levels reflect only the funding necessary to operate both efficiently and effectively. Any reduction would result in the Attorney General's Office being unable to retain current employees and not fulfill its statutory and mandated functions, which would ultimately result in Mississippians not being served and negative legal consequences for the State.

Program Name: (7) Other Mandated Programs				
General	11,480,292	(348,485)	11,131,807	(3.04%)
State Support Special	268,547		268,547	
Federal	3,971,728		3,971,728	
Other Special	2,659,014		2,659,014	
TOTAL	18,379,581	(348,485)	18,031,096	

Narrative Explanation:

Current and requested funding levels reflect only the funding necessary to operate both efficiently and effectively. Any reduction would result in the Attorney General's Office being unable to retain current employees and not fulfill its statutory and mandated functions, which would ultimately result in Mississippians not being served and negative legal consequences for the State.

Program Name: (8) Crime Victims Compensation				
General	779,269	(23,326)	755,943	(2.99%)
State Support Special	5,201		5,201	
Federal	259,689		259,689	
Other Special				
TOTAL	1,044,159	(23,326)	1,020,833	

Narrative Explanation:

Current and requested funding levels reflect only the funding necessary to operate both efficiently and effectively. Any reduction would result in the Attorney General's Office being unable to retain current employees and not fulfill its statutory and mandated functions, which would ultimately result in Mississippians not being served and negative legal consequences for the State.

Program Name: (99) Summary of All Programs				
General	29,857,765	(895,733)	28,962,032	(3.00%)

PROGRAM 3% GENERAL FUND REDUCTION AND NARRATIVE EXPLANATION

Attorney General (070-00)

	Fiscal Year 2023 Funding			FY 2023 GF PERCENT REDUCED
	Total Funds	Reduced Amount	Reduced Funding Amount	
State Support Special	350,000		350,000	
Federal	4,502,408		4,502,408	
Other Special	5,024,515		5,024,515	
TOTAL	39,734,688	(895,733)	38,838,955	

MEMBERS

Attorney General (070-00)
Name of Agency

A. Explain Rate and manner in which board members are reimbursed:

B. Estimated number of meetings FY 2023:

C. Board Members	City, Town, Residence	Appointed By	Date Appointed	Length of Term
------------------	-----------------------	--------------	----------------	----------------

Identify Statutory Authority (Code Section or Executive Order Number)*

*If Executive Order, please attach copy.

**SCHEDULE B
CONTRACTUAL SERVICES**

Attorney General (070-00)

Name of Agency

MINOR OBJECT OF EXPENDITURE	(1) Actual Expenses FY Ending June 30, 2022	(2) Estimated Expenses FY Ending June 30, 2023	(3) Requested for FY Ending June 30, 2024
A. Tuition, Rewards & Awards (61050xxx-61080xxx)			
61060000 EMPLOYEE TRAINING	68,363	77,000	77,000
61070000 TRAVEL RELATED REGISTRATION	44,255	70,000	70,000
Total	112,618	147,000	147,000
B. Transportation & Utilities (61100xxx-61200xxx)			
61100000 TRANSPORTATION OF GOODS	6,618	3,250	3,250
61110000 POSTAL SERVICES	144,546	39,300	39,300
Total	151,164	42,550	42,550
D. Rents (61400xxx-61490xxx)			
61400000 BUILDING & FLOOR SPACE RENTAL	4,380	139,033	139,033
61420000 EQUIPMENT RENTAL	148,866	149,000	149,000
61450000 CONFERENCE ROOMS, EXHIBITS AND DISPLAY RENTALS	6,725	19,000	19,000
61490000 OTHER RENTALS	5,541	3,000	3,000
Total	165,512	310,033	310,033
E. Repairs & Service (61500xxx)			
61500000 REPAIR & MAINTENANCE SERVICES	32,843	25,200	25,200
Total	32,843	25,200	25,200
F. Fees, Professional & Other Services (6161xxxx-61699xxx)			
61600000 INTER-AGENCY FEES	63,676	70,000	70,000
61610000 CONTRACT WORKER PAYROLL	458,551	525,000	525,000
61625000 CONTRACT WORKER PAYROLL MATCH	74,831	81,500	81,500
61670000 LEGAL AND RELATED SERVICES	194,465	135,000	135,000
61680000 MEDICAL SERVICES	18,990	20,000	20,000
61685000 ENTERTAINERS FEES	750		
61690000 FEES AND SERVICES - PROFESSIONAL FEES	343,363	235,000	235,000
61696000 FEES AND SERVICES - EXPENSE REIMBURSEMENT NO 1099	178,648	187,000	187,000
Total	1,333,274	1,253,500	1,253,500
G. Other Contractual Services (61700xxx-61790xxx, 61900xxx)			
61700000 INSURANCE FEES AND SERVICES	42,956	34,000	34,000
61705000 BANKING AND CREDIT CARD FEES	53		
61710000 MEMBERSHIP DUES	84,265	111,000	111,000
61715000 TRADE AND TECHNICAL SUBSCRIPTIONS	2,850	5,000	5,000
61725000 PATENT FEES AND EXPENSES	3,079	35,000	35,000

**SCHEDULE B
CONTRACTUAL SERVICES**

Attorney General (070-00)

Name of Agency

MINOR OBJECT OF EXPENDITURE	(1) Actual Expenses FY Ending June 30, 2022	(2) Estimated Expenses FY Ending June 30, 2023	(3) Requested for FY Ending June 30, 2024
61760000 TRANSPORTATION OF CLIENTS		1,000	1,000
61900000 PROCUREMENT CARD - CONTRACTUAL PURCHASES	18,964	12,000	12,000
Total	152,167	198,000	198,000

H. Information Technology (61800xxx-61890xxx)			
61806000 DATA LINE AND NETWORK CHARGES - OUTSIDE VENDOR	210,084	166,000	166,000
61818000 CELLULAR USAGE TIME - OUTSIDE VENDOR	94,562	126,000	126,000
61824000 SATELLITE VOICE TRANSMISSION SERVICES - OUTSIDE VENDOR	4,615	5,000	5,000
61830000 IT PROFESSIONAL FEES - OUTSIDE VENDOR	516,013	40,000	40,000
61839000 SOFTWARE ACQ. INSTALLATION & MAINT - OUTSIDE VENDOR	1,286,368	1,905,847	1,905,847
61848000 MAINTENANCE & REPAIR OF IT EQUIPMENT - OUTSIDE VENDOR	34,715	25,000	25,000
61850000 PAYMENTS TO ITS	78,687	300,300	300,300
Total	2,225,044	2,568,147	2,568,147

I. Other (61910xxx-61990xxx)			
61910000 PETTY CASH EXPENSE - CONTRACTUAL	8,269	12,000	12,000
61965000 PRIOR YEAR EXPENSE - CONTRACTUAL	11,509		
Total	19,778	12,000	12,000

Grand Total <i>(Enter on Line 1-B of Form MBR-1)</i>	4,192,400	4,556,430	4,556,430
--	------------------	------------------	------------------

Funding Summary:			
General Funds	3,705,880	2,961,750	2,961,750
State Support Special Funds			
Federal Funds	398,599	287,650	287,650
Other Special Funds	87,921	1,307,030	1,307,030
Total Funds	4,192,400	4,556,430	4,556,430

**SCHEDULE C
COMMODITIES**

Attorney General (070-00)

Name of Agency

MINOR OBJECT OF EXPENDITURE	(1) Actual Expenses FY Ending June 30, 2022	(2) Estimated Expenses FY Ending June 30, 2023	(3) Requested for FY Ending June 30, 2024
-----------------------------	--	---	--

B. Printing & Office Supplies & Materials (62010xxx, 62085xxx, 62100xxx, 62125xxx, 62400xxx)			
62010000 BOOKS PERIODICALS MAPS & INSTRUCTIONAL MATERIAL	97,333	77,000	77,000
62085000 OFFICE SUPPLIES AND MATERIALS	42,079	73,232	73,232
62100000 PRINTING SUPPLIES	11,478	10,500	10,500
62400000 FURNITURE & EQUIPMENT	43,224	16,000	16,000
Total	194,114	176,732	176,732

C. Equipment Repair Parts, Supplies & Acces. (6205xxxx, 62072xxx, 62110xxx, 62115xxx, 62120xxx, 62130xxx)			
61300000 TIRES AND TUBES	8,209	13,000	13,000
62050000 FUEL	156,390	249,869	249,869
62055000 FUEL CARD REPAIR & MAINTENANCE	23,524	29,000	29,000
62110000 PARTS - HEATING/COOLING/PLUMBING	273	5,000	5,000
62115000 PARTS & ACCESSORIES - OFFICE, IT, AND OTHER EQUIPMENT	45,639	35,000	35,000
62120000 PARTS & ACCESSORIES - VEHICLES	21,177	5,500	5,500
Total	255,212	337,369	337,369

D. Professional & Sci. Supplies and Materials (62025xxx, 62030xxx, 62070xxx, 62095xxx, 62105xxx, 6212xxxx)			
62025000 EDUCATIONAL SUPPLIES	3,516		
62070000 LAB AND MEDICAL SUPPLIES	128	250	250
62095000 PHOTO AND PROCESSING	1,207	200	200
62105000 PROMOTIONAL MATERIAL	13,325		
Total	18,176	450	450

E. Other Supplies & Materials (62005xxx, 62015xxx, 62020xxx, 62035xxx, 62040xxx, 62045xxx, 62060xxx, 62065xxx, 62075xxx-62080xxx, 62090xxx, 62115xxx, 62135xxx, 62140xxx, 62405xxx, 62415xxx, 62500xxx-62999xxx)			
62005000 AMMUNITION	7,156	13,000	13,000
62015000 BUILDING & CONSTRUCTION MATERIALS	1,444		
62020000 DECALS AND SIGNS	1,372		
62040000 FOOD FOR BUSINESS MEETINGS	77,768	82,944	82,944
62060000 JANITORIAL AND CLEANING SUPPLIES	957	750	750
62065000 KITCHEN, CAFETERIA, AND DINING SUPPLIES	82	200	200
62078000 OTHER MISCELLANEOUS SUPPLIES	5,784	200	200
62135000 UNIFORMS AND APPAREL	3,339	6,000	6,000
62405000 VEHICLE EQUIPMENT	1,999	500	500
62410000 CAMERA AND CAMERA EQUIPMENT	209		
62415000 COMPUTER AND COMPUTER EQUIPMENT	15,570	30,000	30,000
62900000 PROCUREMENT CARE - COMMODITY PURCHASES	8,249	15,000	15,000

**SCHEDULE C
COMMODITIES**

Attorney General (070-00)

Name of Agency

MINOR OBJECT OF EXPENDITURE	(1) Actual Expenses FY Ending June 30, 2022	(2) Estimated Expenses FY Ending June 30, 2023	(3) Requested for FY Ending June 30, 2024
62910000 PETTY CASH EXPENSES - COMMODITIES		100	100
62920000 REIMBURSABLE TRAVEL - COMMODITIES	89		
Total	124,018	148,694	148,694
Grand Total <i>(Enter on Line 1-C of Form MBR-1)</i>	591,520	663,245	663,245
Funding Summary:			
General Funds	496,191	566,745	566,745
State Support Special Funds			
Federal Funds	95,329	67,000	67,000
Other Special Funds		29,500	29,500
Total Funds	591,520	663,245	663,245

**SCHEDULE D-1
 CAPITAL OUTLAY
 OTHER THAN EQUIPMENT**

Attorney General (070-00)

 Name of Agency

MINOR OBJECT OF EXPENDITURE	(1) Actual Expenses FY Ending June 30, 2022	(2) Estimated Expenses FY Ending June 30, 2023	(3) Requested for FY Ending June 30, 2024
-----------------------------	--	---	--

Grand Total <i>(Enter on Line 1-D-1 of Form MBR-1)</i>			
--	--	--	--

Funding Summary:			
General Funds			
State Support Special Funds			
Federal Funds			
Other Special Funds			
Total Funds			

**SCHEDULE D-2
CAPITAL OUTLAY EQUIPMENT**

Attorney General (070-00)

Name of Agency

EQUIPMENT BY ITEM	Act. FY Ending June 30, 2022		Est. FY Ending June 30, 2023		Req. FY Ending June 30, 2024	
	No. of Units	Total Cost	No. of Units	Total Cost	No. of Units	Total Cost

C. Office Machines, Furniture, Fixtures, Equip. (63200xxx)						
Digital camera	2	2,600				
Camera lens	1	1,100				
Conference room phone	2	1,005				
Office desks			15	60,000		
Office bookcases			15	22,500		
Conference room furniture			1	15,000		
Total		4,705		97,500		

D. IT/IS Equipment (DP & Telecommunications) (63200xxx)						
Laptops and docking stations	75	112,362	50	75,000	90	135,000
Polygraph machine	2	11,162				
Network switch	2	6,576	2	7,500	2	7,500
Checkpoint firewall	2	3,037				
Wifi access point	4	1,205	17	12,000		
Array storage and components	1	50,095				
Enterprise gateway	1	369				
Cyber forensic workstation	1	13,800	1	15,000	1	15,000
Forensic laptops					15	52,500
Graphis computer			1	3,000		
Total		198,606		112,500		210,000

Grand Total <i>(Enter on Line 1-D-2 of Form MBR-1)</i>		203,311		210,000		210,000
--	--	----------------	--	----------------	--	----------------

Funding Summary:						
General Funds		157,360		40,000		40,000
State Support Special Funds				150,000		150,000
Federal Funds		45,951		20,000		20,000
Other Special Funds						
Total Funds		203,311		210,000		210,000

**SCHEDULE D-3
PASSENGER/WORK VEHICLES**

Attorney General (070-00)

Name of Agency _____

MINOR OBJECT OF EXPENDITURE	Vehicle Inventory June 30, 2022	Act. FY Ending June 30, 2022		Est. FY Ending June 30, 2023		Req. FY Ending June 30, 2024	
		No. of Units	Total Cost	No. of Units	Total Cost	No. of Units	Total Cost

A. Passenger & Work Vehicles (63300xxx)							
63300000 CAPITAL OUTLAY - VEHICLES	54	6	202,141	10	325,000	10	325,000
Total (A)	54	6	202,141	10	325,000	10	325,000

GRAND TOTAL <i>(Enter on Line 1-D-3 of Form MBR-1)</i>			202,141		325,000		325,000
--	--	--	----------------	--	----------------	--	----------------

Funding Summary:			
General Funds		83,381	100,000
State Support Special Funds			200,000
Federal Funds		92,260	18,750
Other Special Funds		26,500	6,250
Total Funds		202,141	325,000

**SCHEDULE D-4
WIRELESS COMMUNICATION DEVICES**

Attorney General (070-00)

Name of Agency _____

MINOR OBJECT OF EXPENDITURE	Device Inventory June 30, 2022	Act. FY Ending June 30, 2022		Est. FY Ending June 30, 2023		Req. FY Ending June 30, 2024	
		No. of Devices	Actual Cost	No. of Devices	Estimated Cost	No. of Devices	Requested Cost

Grand Total <i>(Enter on Line 1-D-4 of Form MBR-1)</i>							
--	--	--	--	--	--	--	--

Funding Summary:							
General Funds							
State Support Special Funds							
Federal Funds							
Other Special Funds							
Total Funds							

**SCHEDULE E
SUBSIDIES, LOANS & GRANTS**

Attorney General (070-00)

Name of Agency

MINOR OBJECT OF EXPENDITURE	(1) Actual Expenses FY Ending June 30, 2022	(2) Estimated Expenses FY Ending June 30, 2023	(3) Requested for FY Ending June 30, 2024
E. Other, Transfers (67000xxx-67199xxx, 67998xxx, 68500xxx-68860xxx, 70045xxx-70080xxx, 80000xxx-80500xxx)			
TRANSFER TO UNEMPLOYMENT TRUST	528		
67020000 VICTIMS OF HUMAN TRAFFICING AND COMMERCIAL SEXUAL EXPLOITATION PAYMENTS		2,500,000	2,500,000
67020000 GRANTOR PAYMENTS NONTAXABLE - CHILDREN'S ADVOCACY CENTERS OF MISSISSIPPI	554,489	554,489	554,489
67020000 GRANTOR PAYMENTS NONTAXABLE - JOHN R JUSTIC STUDENT LOAN REPAYMENT PROGRAM	36,257	36,392	36,392
67020000 GRANTOR PAYMENTS NONTAXABLE - MS LAW ENFORCEMENT OFFICERS ASSOC TRAINING PROGRAM	67,719	60,000	60,000
67215000 CRIME VICTIM COMPENSATION MEDICAL & OTHER PAYMENTS	228,309	350,000	350,000
67220000 CRIME VICTIM COMPENSATION FUNERAL PAYMENTS	145,209	125,000	125,000
67235000 CRIME VICTIME COMPENSATION MEDICAL FORENSIC PAYMENTS	292,227	80,000	80,000
67240000 CRIME VICTIM COMPENSATION - VICTIM	382,226	200,000	200,000
67250000 LAW ENFORCEMENT OFFICERS & FIRE FIGHTERS DISABILITY BENEFIT PAYMENTS	181,595	250,000	250,000
Total	1,888,559	4,155,881	4,155,881
Grand Total			
<i>(Enter on Line 1-E of Form MBR-1)</i>	1,888,559	4,155,881	4,155,881
Funding Summary:			
General Funds	1,851,774	1,619,489	1,619,489
State Support Special Funds			
Federal Funds	36,257	36,392	36,392
Other Special Funds	528	2,500,000	2,500,000
Total Funds	1,888,559	4,155,881	4,155,881

NARRATIVE
2024 BUDGET REQUEST

Attorney General (070-00)

Name of Agency

By mandate of Article 6, Section 173, Mississippi Constitution of 1890, there shall be an Office of Attorney General. This office is entrusted with management of all legal affairs of the State and prosecution of all suits, civil or criminal, in which the State has an interest. The Attorney General has the authority to control and manage all litigation on behalf of the state and to maintain all suits necessary for enforcement of State laws, preservation of order, and protection of public rights. The Fiscal Year 2024 Budget Request for the Attorney General's Office includes the appropriation for eight (8) statutorily mandated programs - Supportive Services, Training, Opinions, Litigation, State Agency Contracts, Insurance Integrity Enforcement, Other Mandated Programs, and Crime Victims Compensation. These programs represent the combined budget of the State's largest legal and law enforcement office.

For FY 2024, we request funding level with our FY 2023 appropriation of \$39,734,688, including \$29,857,765 from the General Fund. The passage of the "Mississippi Budget Transparency and Simplification Act of 2016" during the 2016 Regular Session [SB 2362] and SB 2001 during the 2017 First Extraordinary Session resulted in a material redesign of the funding structure of this office. While the office has made significant strides in restructuring its expenditures in line with these legislative directives, our FY 2024 Budget Request continues to represent a funding shift from multiple funding sources in FY 2016 to General and Federal funding sources with more limited Special Funds in FY 2024. We continue to closely monitor the impact of these laws on our ability to execute the programs that were once funded through Special Funds.

The most critical asset of the Attorney General's Office is our people, in particular the more than one hundred attorneys and more than seventy-five sworn law enforcement officers on staff. Our ability to recruit and retain quality professionals is vital to our ability to carry out our responsibilities for the State. Over the past three years, we have made substantial progress in creating a fair pay scale throughout the office. The efforts of the Mississippi State Personnel Board with its SEC2 initiative and the Legislature's passage of H.B. 1426 in the 2022 Regular Legislative Session have helped us tremendously to improve salaries throughout the agency. However, we continue to lag behind what contiguous states' Attorney General's Offices pay similarly situated professionals and what other Mississippi State agencies pay their senior staff. The reality is that other State agencies and district attorneys' offices have been poaching our attorneys and investigators and given that their levels of funding also increased in the past year, we anticipate it will be a reality we continue to battle.

While at present we are requesting level funding and expect that we will be able to carry out our statutory duties with this level of funding, we are closely monitoring the need for additional professionals due to our new statutory duties and an uptick in lawsuits against the State. For example, in the 2022 Session, the Legislature transferred the responsibilities for prosecuting all Officer Involved Shootings from the 23 District Attorneys Offices to the Office of the Attorney General. In the month since these duties were transferred to our office and now, there have already been five Officer Involved Shootings across the State. Each of these will require the time and attention of prosecutors, law enforcement, and legal support staff. If this trend continues, we could see an additional 60 high-profile and critical cases added to our criminal caseload.

As a further example, we note that the Biden Administration's Department of Justice continues to litigate several cases against the State of Mississippi, which our office defends, and has filed notice of another potential suit against Mississippi's Department of Corrections. Additionally, privately funded lawsuits by organizations which object to the policies and laws passed by the Mississippi Legislature continue to proliferate and each is defended by this office. While we cannot predict the number of such cases, we can anticipate that each will be brought by an entity with deep pockets and ideological commitment and that Mississippi will require a quality defense team to navigate a complicated legal landscape.

The efficient use of our staff resources remains a top priority for this office. To ensure that our attorneys are able to maximize their time on legal tasks, we are transitioning administrative support staff to trained paralegals. And to ensure that our attorneys and law enforcement officers are able to carry out their duties in every part of the state efficiently and effectively, we utilize satellite offices on the Coast and North Mississippi. Funding in our FY 2023 budget made this strategic positioning possible and this continued level of funding is necessary to maintain it.

The Budget Request by major object for Fiscal Year 2024 is as follows:

Personal Services - Salaries

The Attorney General's Office is requesting \$29,088,732 in salaries, wages, and fringe benefits. Salaries comprise the largest and most critical expenditure for the Attorney General's Office. The largest portion of these funds ensures that competent attorneys with appropriate expertise represent the State of Mississippi in all actions from litigation to State agency representation. Critical

NARRATIVE
2024 BUDGET REQUEST

Attorney General (070-00)

Name of Agency

support for these attorneys by paralegals is necessary in assisting the attorneys in meeting deadlines, filing appropriate documents in various courts, and maintaining case files and dockets, while freeing up attorney time to do higher value work.

Personal Services - Travel

This Office is requesting \$735,400 in this category. The in-state travel is used to pay for legal and investigative staff to represent the State and execute its statutory duties . Out-of-state travel funding is for attending meetings with counterparts from other states' Attorney General's Offices, engaging in training and required continuing education, engaging in federal oral arguments at the Fifth Circuit Court of Appeals and Supreme Court of the United States, and similar activities.

Contractual Services

\$4,556,430 is requested in the Contractual Services Category. These funds include contracts to supplement our full-time professional staff on an as-needed basis. They also cover funds for licensing necessary for investigative and legal software, for our new case management system, and to ITS for hosting.

Commodities

We are requesting \$663,245 in this category for the continuation of current needs.

Capital Outlay

Equipment: \$210,000 is requested in this area for replacement and purchase of aging office machines, furniture, fixtures, equipment, and IT equipment.

Vehicles: \$325,000 is requested for the replacement of high-mileage, undercover law enforcement vehicles and purchase of vehicles for law enforcement officers.

Subsidies, Loans & Grants

The \$4,155,881 is requested for Subsidies, Loans and Grants.

The Victims Compensation Program provides financial assistance and services to victims of violent crime and their family members. Compensation is awarded for medical care, counseling services for victims and victims' family members, funeral expenses, loss of wages to the victim or claimant, loss of support for dependents of deceased victims, crime scene clean-up, court related travel, domestic violence temporary assistance and domestic violence relocation assistance.

We also continue to provide support to the Children's Advocacy Centers of Mississippi. These Centers provide forensic interviewers in child abuse and child sexual abuse cases, and training for law enforcement officers and prosecutors about child abuse cases.

This sum includes level funding for the appropriation to the Victims of Human Trafficking and Commercial Sexual Exploitation Fund. In accordance with its statutory directives, the Fund Committee has drafted rules for distribution of these funds to organizations which serve victims of human trafficking and we anticipate full distribution within a year. Additional funds will enable the Committee to pursue the State's interests in fortifying the network of recovery helping trafficking victims.

Overall

This budget is funded from general funds, federal grant monies, and other limited special funds. The Attorney General's Office is requesting \$39,734,688 for FY 2024, including \$29,857,765 in General Funds. The sums requested are the result of careful planning and reflect those resources essential for the performance of the Attorney General's constitutional and statutory mandates. Program requests are interwoven to produce a well-integrated budget. Consequently, the ability of the Attorney General's Office to fully perform its duties requires this balanced, broad-based allocation of resources.

**OUT-OF-STATE TRAVEL
FISCAL YEAR 2024**

Attorney General (070-00)

Name of Agency

Note: All expenditures recorded on this form must be totaled and said total must agree with the out-of-state travel amount indicated for FY 2022 on Form Mbr-1, line 1.A.2.b.

Employee's Name	Destination	Purpose	Travel Cost	Funding Source
AINSWORTH CAMLA CORLEY	NORFOLK VA	NATIONAL ASSOCIATION OF PROSECUTOR COORDINATOR CONFERENCE	1,348	GEN
AINSWORTH CAMLA CORLEY	TUCSON AZ	NAPC WINTER CONFERENCE	1,195	GEN
AINSWORTH CAMLA CORLEY	WASHINGTON DC	NDAA CAPITAL CONFERENCE	374	GEN
ALLEN DAVID	ATLANTA GA	NATIONAL LAW ENFORCEMENT TRAINING ON CHILD EXPLOITATION	811	FED
ALSTON GREGORY	SAN DIEGO CA	MULTISTATE ATTORNEY GENERAL POLICY MEETING	161	GEN
ALSTON GREGORY	DEER VALLEY UT	MULTISTATE ATTORNEY GENERAL POLICY MEETING	231	GEN
ALSTON GREGORY	RICHMOND VA	MULTISTATE ATTORNEY GENERAL POLICY MEETING	1,202	GEN
BEELAND RACHEL JOHANNA	WASHINGTON DC	PANELIST AT SHARED HOPE INTERNATIONAL JUST CONFERENCE	1,620	GEN
BEELAND RACHEL JOHANNA	WASHINGTON DC	ARGUMENT BEFORE THE UNITED STATES SUPREME COURT	1,621	GEN
BLAIR TONYA	PROVIDENCE RI	NAMFCU RESIDENT ABUSE TRAINING PROGRAM	1,748	FED
BLAIR TONYA	PROVIDENCE RI	NAMFCU RESIDENT ABUSE TRAINING PROGRAM	583	GEN
BURLISON DAVID THOMAS	COLLEGE STATION TX	INVESTIGATION	1,659	GEN
COGLAN JOHN V	WASHINGTON DC	ARGUMENT BEFORE THE UNITED STATES SUPREME COURT	100	GEN
COLETTE SHERWOOD A	NEW ORLEANS LA	FIFTH CIRCUIT WRITING WORKSHOP	544	GEN
DAVIS MIKE W	PROVIDENCE RI	NAMFCU RESIDENT ABUSE TRAINING PROGRAM	1,221	FED
DAVIS MIKE W	PROVIDENCE RI	NAMFCU RESIDENT ABUSE TRAINING PROGRAM	407	GEN
DOMINO DAVID LESEAN	BALTIMORE MD	MFCU TRAINING	1,217	FED
DOMINO DAVID LESEAN	BALTIMORE MD	MFCU TRAINING	406	GEN
DRAKE BENJAMIN L	MONTGOMERY AL	101 MEDICAID FRAUD TRAINING PROGRAM	540	FED
DRAKE BENJAMIN L	MONTGOMERY AL	101 MEDICAID FRAUD TRAINING PROGRAM	180	GEN
DRAKE BENJAMIN L	PROVIDENCE RI	NAMFCU RESIDENT ABUSE TRAINING PROGRAM	1,661	FED
DRAKE BENJAMIN L	PROVIDENCE RI	NAMFCU RESIDENT ABUSE TRAINING PROGRAM	554	GEN
DRAKE BENJAMIN L	WASHINGTON DC	CERTIFIED FRAUD EXAMINER REVIEW AND EXAM	502	GEN

**OUT-OF-STATE TRAVEL
FISCAL YEAR 2024**

Attorney General (070-00)

Name of Agency

Note: All expenditures recorded on this form must be totaled and said total must agree with the out-of-state travel amount indicated for FY 2022 on Form Mbr-1, line 1.A.2.b.

Employee's Name	Destination	Purpose	Travel Cost	Funding Source
DRAKE BENJAMIN L	WASHINGTON DC	CERTIFIED FRAUD EXAMINER REVIEW AND EXAM	1,714	FED
DRAKE BENJAMIN L	WASHINGTON DC	CERTIFIED FRAUD EXAMINER REVIEW AND EXAM	69	OTH
FERGUSON GEORGE P JR	MONTGOMERY AL	NAMFCU SOUTHERN REGIONAL MEETING	464	FED
FERGUSON GEORGE P JR	MONTGOMERY AL	NAMFCU SOUTHERN REGIONAL MEETING	154	GEN
FITCH LYNN	NEW ORLEANS LA	ARGUMENT BEFORE FIFTH CIRCUIT COURT OF APPEALS	415	GEN
FITCH LYNN	WASHINGTON DC	MEETING WITH HOUSE MEMBERS OF CONGRESS	1,215	GEN
FITCH LYNN	WASHINGTON DC	MS VS TN ORAL ARGUMENT AT THE UNITED STATES SUPREME COURT	618	GEN
FITCH LYNN	WASHINGTON DC	ARGUMENT BEFORE THE UNITED STATES SUPREME COURT	1,538	GEN
FITCH LYNN	ORLANDO FL	PANELIST AT ALLIANCE DEFENDING FREEDOM'S SUMMIT	403	GEN
FITCH LYNN	MIRAMAR BEACH FL	SPEAKER AT 2021 ANNUAL MISSISSIPPI BAR MEETING	15	GEN
FITCH LYNN	MCALLEN TX	ATTORNEY GENERAL BORDER SUMMIT	828	GEN
FITCH LYNN	NEW ORLEANS LA	TRAVEL WITH STATE OFFICIALS	1,016	GEN
FITCH LYNN	WASHINGTON DC	SENATE BRIEFING AT UNITED STATES CAPITOL	993	GEN
GAMBLE AMELIA B	LOUISVILLE KY	NAPPA LEGAL EDUCATION CONFERENCE	1,005	GEN
GARRETT BRANDON WAYNE	PROVIDENCE RI	NAMFCU RESIDENT ABUSE TRAINING PROGRAM	1,686	FED
GARRETT BRANDON WAYNE	PROVIDENCE RI	NAMFCU RESIDENT ABUSE TRAINING PROGRAM	562	GEN
GARRETT BRANDON WAYNE	MONTGOMERY AL	101 MEDICAID FRAUD TRAINING PROGRAM	553	FED
GARRETT BRANDON WAYNE	MONTGOMERY AL	101 MEDICAID FRAUD TRAINING PROGRAM	185	GEN
GAY STEPHEN P	WASHINGTON DC	ARGUMENT BEFORE THE UNITED STATES SUPREME COURT	1,559	GEN
GRANT BRIDGETTE NICOLE	NEW ORLEANS LA	ARGUMENT BEFORE FIFTH CIRCUIT COURT OF APPEALS	305	GEN
GREGORY CANDACE	SAVANNAH GA	NAGTRI CHARITIES 101 NATIONAL TRAINING	127	GEN
GREGORY CANDACE	TUSCAN AZ	WITNESS INTERVIEW	1,088	GEN
GREGORY CANDACE	NEW ORLEANS LA	FBI 2021 CIVIL RIGHTS SOUTH CENTRAL REGIONAL CONFERENCE	645	GEN

**OUT-OF-STATE TRAVEL
FISCAL YEAR 2024**

Attorney General (070-00)

Name of Agency

Note: All expenditures recorded on this form must be totaled and said total must agree with the out-of-state travel amount indicated for FY 2022 on Form Mbr-1, line 1.A.2.b.

Employee's Name	Destination	Purpose	Travel Cost	Funding Source
GULLEDGE RICHARD CHARLES	SAN DIEGO CA	INVESTIGATION	2,344	GEN
GULLEDGE RICHARD CHARLES	CENTENNIAL CO	CELLEBRITE CERTIFIED OPERATOR TRAINING	1,716	GEN
HANNAH ASHLEY	LITTLE ROCK AR	ICAC REGIONAL COMMANDERS MEETING	498	FED
HANNAH ASHLEY	ATLANTA GA	NATIONAL LAW ENFORCEMENT TRAINING ON CHILD EXPLOITATION	1,125	FED
HUTSON TAMI LIN	PROVIDENCE RI	NAMFCU RESIDENT ABUSE TRAINING PROGRAM	1,450	FED
HUTSON TAMI LIN	PROVIDENCE RI	NAMFCU RESIDENT ABUSE TRAINING PROGRAM	483	GEN
JORDAN COLBY	ORLANDO FL	ADF SUMMIT ON RELIGIOUS LIBERTY 2021	118	GEN
LAMAR WILLIAM C	MIRAMAR BEACH FL	SPEAKER AT 2021 ANNUAL MISSISSIPPI BAR MEETING	152	GEN
LAMAR WILLIAM C	MIRAMAR BEACH FL	SPEAKER AT 2021 ANNUAL MISSISSIPPI BAR MEETING	457	FED
LAMPTON CARL A	MONTGOMERY AL	101 MEDICAID FRAUD TRAINING PROGRAM	589	FED
LAMPTON CARL A	MONTGOMERY AL	101 MEDICAID FRAUD TRAINING PROGRAM	196	GEN
LAMPTON CARL A	SAN DIEGO CA	102A MEDICAID FRAUD TRAINING	2,003	FED
LAMPTON CARL A	SAN DIEGO CA	102A MEDICAID FRAUD TRAINING	668	GEN
LIPSCOMB WHITNEY H	SAN DIEGO CA	NAAG CHIEF DEPUTIES/CHIEF OF STAFF MEETING	198	GEN
LIPSCOMB WHITNEY H	WASHINGTON DC	ARGUMENT BEFORE THE UNITED STATES SUPREME COURT	1,405	GEN
LUCAS CINA R	MONTGOMERY AL	101 MEDICAID FRAUD TRAINING PROGRAM	823	FED
LUCAS CINA R	MONTGOMERY AL	101 MEDICAID FRAUD TRAINING PROGRAM	274	GEN
LUCAS CINA R	SAN DIEGO CA	102A MEDICAID FRAUD TRAINING	1,591	FED
LUCAS CINA R	SAN DIEGO CA	102A MEDICAID FRAUD TRAINING	530	GEN
MARDIS JOHN ALLEN	CHICAGO IL	CERTIFIED FRAUD EXAMINER REVIEW AND EXAM	2,583	GEN
MARSTON MICHELLE CHRISTINE	WASHINGTON DC	SENATE BRIEFING AT UNITED STATES CAPITOL	933	GEN
MARSTON MICHELLE CHRISTINE	WASHINGTON DC	ARGUMENT BEFORE THE UNITED STATES SUPREME COURT	1,742	GEN
MARSTON MICHELLE CHRISTINE	WASHINGTON DC	MEETING WITH HOUSE MEMBERS OF CONGRESS	1,118	GEN
MARSTON MICHELLE CHRISTINE	WASHINGTON DC	MS VS TN ORAL ARGUMENT AT THE UNITED STATES SUPREME COURT	1,273	GEN

**OUT-OF-STATE TRAVEL
FISCAL YEAR 2024**

Attorney General (070-00)

Name of Agency

Note: All expenditures recorded on this form must be totaled and said total must agree with the out-of-state travel amount indicated for FY 2022 on Form Mbr-1, line 1.A.2.b.

Employee's Name	Destination	Purpose	Travel Cost	Funding Source
MARTIN ELISABETH HART	WASHINGTON DC	ABA ANTITRUST SPRING LAW CONFERENCE	1,606	GEN
MATHENY JUSTIN LEE	DESTIN FL	SPEAKER AT 2021 ANNUAL MISSISSIPPI BAR MEETING	928	GEN
MATHENY JUSTIN LEE	WASHINGTON DC	ARGUMENT BEFORE THE UNITED STATES SUPREME COURT	857	GEN
MATHIS DOUGLAS KEVIN	BATON ROUGE LA	REID INTERVIEW AND INTERROGATION SCHOOL	17	GEN
MAYBERRY CANDACE	RICHMOND VA	COMBATTING SEXUAL AND DOMESTIC VIOLENCE CONFERENCE	779	GEN
MAYBERRY CANDACE	CHICAGO IL	WITNESS INTERVIEW	1,263	GEN
MCDANIEL SHAUN DWAYNE	PROVIDENCE RI	NAMFCU RESIDENT ABUSE TRAINING PROGRAM	1,472	FED
MCDANIEL SHAUN DWAYNE	PROVIDENCE RI	NAMFCU RESIDENT ABUSE TRAINING PROGRAM	491	GEN
MCMULLIN GORDON ALAN	WASHINGTON DC	ARGUMENT BEFORE THE UNITED STATES SUPREME COURT	1,654	GEN
MILLER MARLIN ALLAN JR	WASHINGTON DC	NAMFCU DIRECTORS SYMPOSIUM	1,606	FED
MILLER MARLIN ALLAN JR	WASHINGTON DC	NAMFCU DIRECTORS SYMPOSIUM	536	GEN
MILLER MARLIN ALLAN JR	BALTIMORE MD	NAMFCU MANAGING A MFCU TRAINING	1,381	FED
MILLER MARLIN ALLAN JR	BALTIMORE MD	NAMFCU MANAGING A MFCU TRAINING	460	GEN
MILLER MOLLY	CHARLOTTE NC	2022 NATIONAL TSRP TRAINING	1,038	FED
MILLER MOLLY	DENVER CO	AG ALLIANCE CANNABIS PROJECT MEETING	178	GEN
MILLER MOLLY	CHAMPIONSGATE FL	IACP DRUGS ALCOHOL & IMPAIRED DRIVING TRAINING CONFERENCE	266	GEN
MILLER MOLLY	CHAMPIONSGATE FL	IACP DRUGS ALCOHOL & IMPAIRED DRIVING TRAINING CONFERENCE	1,065	FED
MILLER MOLLY	NORFOLK VA	NATIONAL ASSOCIATION OF PROSECUTOR COORDINATOR CONFERENCE	484	FED
MILLER MOLLY	NORFOLK VA	NATIONAL ASSOCIATION OF PROSECUTOR COORDINATOR CONFERENCE	121	OTH
MILLER MOLLY	NORFOLK VA	NATIONAL ASSOCIATION OF PROSECUTOR COORDINATOR CONFERENCE	796	GEN
MINOR WILSON DOUGLAS	WASHINGTON DC	ARGUMENT BEFORE THE UNITED STATES SUPREME COURT	948	GEN
NORDAN EMELIA WILSON	WASHINGTON DC	ARGUMENT BEFORE THE UNITED STATES SUPREME COURT	1,556	GEN

**OUT-OF-STATE TRAVEL
FISCAL YEAR 2024**

Attorney General (070-00)

Name of Agency

Note: All expenditures recorded on this form must be totaled and said total must agree with the out-of-state travel amount indicated for FY 2022 on Form Mbr-1, line 1.A.2.b.

Employee's Name	Destination	Purpose	Travel Cost	Funding Source
OWENS JERROLYN MARTIN	NEW ORLEANS LA	ARGUMENT BEFORE FIFTH CIRCUIT COURT OF APPEALS	175	GEN
PATRICK LACHELLE D	ALEXANDRIA VA	NATIONAL ASSOCIATION OF CVC BOARDS NATIONAL CONFERENCE	1,988	GEN
PLATO ASHLEY LYNN	ATLANTA GA	NATIONAL LAW ENFORCEMENT TRAINING ON CHILD EXPLOITATION	1,001	FED
PLATO ASHLEY LYNN	BOSTON MA	NATIONAL CYBER CRIME CONFERENCE	1,311	GEN
RICE VICTORIA RAMSEY	LITTLE ROCK AR	ICAC REGIONAL COMMANDERS MEETING	415	FED
RICHARDSON WILLIE DEWAYNE	SAN DIEGO CA	NDAА SPRING BOARD COMMITTEE MEETING	1,129	GEN
ROBERTS BRYAN PAUL	MONTGOMERY AL	101 MEDICAID FRAUD TRAINING PROGRAM	762	FED
ROBERTS BRYAN PAUL	MONTGOMERY AL	101 MEDICAID FRAUD TRAINING PROGRAM	254	GEN
ROBERTS BRYAN PAUL	PROVIDENCE RI	NAMFCU RESIDENT ABUSE TRAINING PROGRAM	1,677	FED
ROBERTS BRYAN PAUL	PROVIDENCE RI	NAMFCU RESIDENT ABUSE TRAINING PROGRAM	559	GEN
ROBINSON AMY MARIE	MONTGOMERY AL	101 MEDICAID FRAUD TRAINING PROGRAM	545	FED
ROBINSON AMY MARIE	MONTGOMERY AL	101 MEDICAID FRAUD TRAINING PROGRAM	182	GEN
RUCKER CANDICE LEIGH	NEW ORLEANS LA	ADVOCACY SEMINAR AT FIFTH FEDERAL CIRCUIT APPELLATE COURT	550	GEN
SECOY CRYSTAL UTLEY	WASHINGTON DC	NAAG CONSUMER PROTECTION CONFERENCE	1,607	GEN
SPROWLES NICK	BALTIMORE MD	INVESTIGATION	261	GEN
STEWART SCOTT G	WASHINGTON DC	ARGUMENT BEFORE THE UNITED STATES SUPREME COURT	1,142	GEN
STEWART SCOTT G	NEW ORLEANS LA	FIFTH CIRCUIT UNITED STATES COURT OF APPEALS	178	GEN
STEWART SCOTT G	WASHINGTON DC	SENATE REPUBLICANS CHIEFS OF STAFF MEETING	1,221	GEN
STEWART SCOTT G	NASHVILLE TN	JUDICIAL CONFERENCE OF THE FIFTH CIRCUIT	705	GEN
STEWART SCOTT G	WASHINGTON DC	CAPITOL HILL CONGRESSIONAL MEETINGS	1,514	GEN
STEWART SCOTT G	NEW ORLEANS LA	ARGUMENT BEFORE FIFTH CIRCUIT COURT OF APPEALS	139	GEN
SUKMANN ANNA	WASHINGTON DC	PANELIST AT SHARED HOPE INTERNATIONAL JUST CONFERENCE	1,288	GEN

**OUT-OF-STATE TRAVEL
FISCAL YEAR 2024**

Attorney General (070-00)

Name of Agency

Note: All expenditures recorded on this form must be totaled and said total must agree with the out-of-state travel amount indicated for FY 2022 on Form Mbr-1, line 1.A.2.b.

Employee's Name	Destination	Purpose	Travel Cost	Funding Source
SUKMANN ANNA	CLEARWATER FL	INTERNATIONAL ASSOCIATION OF HUMAN TRAFFICKING INVESTIGATIONS	1,209	GEN
TAYLOR BRIAN NEIL	DALLAS TX	DALLAS CRIMES AGAINST CHILDREN CONFERENCE	262	GEN
TAYLOR BRIAN NEIL	ATLANTA GA	NATIONAL LAW ENFORCEMENT TRAINING ON CHILD EXPLOITATION	1,137	FED
TOTTEN GREGORY	MEMPHIS TN	SPEAKER AT PROSECUTOR TRAINING EVENT	352	GEN
WALL MARY HELEN	SUN VALLEY ID	AG ALLIANCE ANNUAL MEETING	194	GEN
WALL MARY HELEN	SAN DIEGO CA	NAAG CHIEF DEPUTIES/CHIEF OF STAFF MEETING	254	GEN
WALL MARY HELEN	SANDESTIN FL	SPEAKER AT 2021 ANNUAL MISSISSIPPI BAR MEETING	1,357	GEN
WALL MARY HELEN	WASHINGTON DC	ARGUMENT BEFORE THE UNITED STATES SUPREME COURT	922	GEN
WALL MARY HELEN	MCALLEN TX	ATTORNEY GENERAL BORDER SUMMIT	1,068	GEN
WALL MARY HELEN	PALM SPRINGS CA	AGA SPRING POLICY CONFERENCE	433	GEN
WALTON BRANTLEY E	MONTGOMERY AL	101 MEDICAID FRAUD TRAINING PROGRAM	827	FED
WALTON BRANTLEY E	MONTGOMERY AL	101 MEDICAID FRAUD TRAINING PROGRAM	276	GEN
WALTON BRANTLEY E	PROVIDENCE RI	NAMFCU RESIDENT ABUSE TRAINING PROGRAM	1,798	FED
WALTON BRANTLEY E	PROVIDENCE RI	NAMFCU RESIDENT ABUSE TRAINING PROGRAM	599	GEN
WARD ANNA	DALLAS TX	CONFERENCE ON CRIMES AGAINST WOMEN	1,531	GEN
WELCH DANNY LOUIS	LAFAYETTE IN	POLYGRAPH ADVANCED EXAMINER COURSE	1,659	GEN
WIGINTON ERIC BRANDON	CHICAGO IL	WITNESS INTERVIEW	1,015	GEN
WIGINTON ERIC BRANDON	CHICAGO IL	CERTIFIED FRAUD EXAMINER REVIEW AND EXAM	2,752	GEN
WIGINTON ERIC BRANDON	COLLEGE STATION TX	INVESTIGATION	1,268	GEN
WILLIAMS JOHN CHADWICK	NEW ORLEANS LA	ARGUMENT BEFORE FIFTH CIRCUIT COURT OF APPEALS	358	GEN
WILLIAMS JOHN CHADWICK	HOUSTON TX	ARGUMENT BEFORE FIFTH CIRCUIT COURT OF APPEALS	734	GEN
WILLIAMS SUSANNAH CARTER	WASHINGTON DC	ARGUMENT BEFORE THE UNITED STATES SUPREME COURT	1,502	GEN
WILLIS LESLIE	WASHINGTON DC	ARGUMENT BEFORE THE UNITED STATES SUPREME COURT	1,524	GEN

**OUT-OF-STATE TRAVEL
FISCAL YEAR 2024**

Attorney General (070-00)

Name of Agency

Note: All expenditures recorded on this form must be totaled and said total must agree with the out-of-state travel amount indicated for FY 2022 on Form Mbr-1, line 1.A.2.b.

Employee's Name	Destination	Purpose	Travel Cost	Funding Source
ZOLLICOFFER VANDRICK MCKEAL	ATLANTA GA	NATIONAL LAW ENFORCEMENT TRAINING ON CHILD EXPLOITATION	1,091	FED
			Total Out of State Cost	\$ 123,538

FEES, PROFESSIONAL AND OTHER SERVICES

Attorney General (070-00)

Name of Agency

TYPE OF FEE AND NAME OF VENDOR	Retired w/ PERS	(1) Actual Expenses FY Ending June 30, 2022	(2) Estimated Expenses FY Ending June 30, 2023	(3) Requested Expenses FY Ending June 30, 2024	Fund Source
61600000 INTER-AGENCY FEES					
DEPARTMENT OF FINANCE AND ADMINISTRATION/MMRS					
<i>Comp. Rate: \$15898/quarter</i>		63,592	69,900	69,900	GEN
OFFICE OF THE STATE AUDITOR/Audit Testwork/Single Audit					
<i>Comp. Rate: \$35/hour</i>		84	100	100	GEN
Total 61600000 INTER-AGENCY FEES		63,676	70,000	70,000	
61610000 CONTRACT WORKER PAYROLL					
AUSTIN CHARLES/Intern					
<i>Comp. Rate: \$12.00/hour</i>		2,385			GEN
BALDWIN KELSI/Intern					
<i>Comp. Rate: \$12.00/hour</i>		2,267			GEN
BIBEAU MAILLE/Minor - Inspections					
<i>Comp. Rate: \$10.00/hour</i>		1,685			FED
BOLEN ANNA GRACE/Intern					
<i>Comp. Rate: \$12.00/hour</i>		2,292			GEN
BOWMAN SARAH/Intern					
<i>Comp. Rate: \$12.00/hour</i>		1,308			GEN
BRENNAN EMILY/Intern					
<i>Comp. Rate: \$12.00/hour</i>		2,586			GEN
BROWN SHANIA/Minor - Inspections					
<i>Comp. Rate: \$10.00/hour</i>		1,320			FED
BULLOCK SARAH/Intern					
<i>Comp. Rate: \$12.00/hour</i>		1,503			GEN
BURNETTE BRITTANIE/Minor - Inspections					
<i>Comp. Rate: \$10.00/hour</i>		120			OTH
BURNHAM CINDY/Contract Worker					
<i>Comp. Rate: \$23.93/hour</i>	Y	19,575			GEN
BURNHAM DELAINEE/Minor - Inspections					
<i>Comp. Rate: \$10.00/hour</i>		65			FED
BURROWES CHLOE/Minor - Inspections					
<i>Comp. Rate: \$10.00/hour</i>		445			OTH
CAJOLEAS PETE/Contract Worker					
<i>Comp. Rate: \$45.00/hour</i>	Y	43,650			GEN
CALLAHAN KRISTINE/Intern					
<i>Comp. Rate: \$12.00/hour</i>		480			GEN
CARTER PHILLIP/Contract Worker					
<i>Comp. Rate: \$50.00/hour</i>	Y	18,700			GEN
CLEVELAND TERRANCE/Minor - Inspections					
<i>Comp. Rate: \$10.00/hour</i>		5,420			GEN OTH
COLBURN JACKSON/Intern					
<i>Comp. Rate: \$13.85/hour</i>		2,881			GEN
COLEMAN OLIVIA/Minor - Inspections					
<i>Comp. Rate: \$10.00/hour</i>		2,360			GEN OTH
COLLEY JARIUS/Intern					

FEES, PROFESSIONAL AND OTHER SERVICES

Attorney General (070-00)

Name of Agency _____

TYPE OF FEE AND NAME OF VENDOR	Retired w/ PERS	(1) Actual Expenses FY Ending June 30, 2022	(2) Estimated Expenses FY Ending June 30, 2023	(3) Requested Expenses FY Ending June 30, 2024	Fund Source
Comp. Rate: \$10.00/hour COSIVER JILLENA/Intern		7,170			GEN FED
Comp. Rate: \$12.00/hour CULLOM JACE/Minor - Inspections		2,646			GEN
Comp. Rate: \$10.00/hour CURTIS CHANNING/Intern		3,190			GEN OTH
Comp. Rate: \$12.00/hour DOHERTY CHRISTIANA/Contract Worker		2,380			GEN FED
Comp. Rate: \$15.01/hour		11,212			GEN FED OTH
DONALDSON MEGAN/Intern		420			GEN
Comp. Rate: \$12.00/hour DOWDY MATTHEW/Minor - Inspections		3,862			FED
Comp. Rate: \$10.00/hour DOYLE NICHOLAS/Intern		480			GEN
Comp. Rate: \$12.00/hour DUCK EMILY/Intern		2,286			GEN
Comp. Rate: \$12.00/hour EAVES CHRISTIAN/Intern		480			GEN
Comp. Rate: \$10.00/hour EMFINGER JUSTIN/Minor - Inspections		460			OTH
Comp. Rate: \$12.00/hour EPPLIN KEELY/Intern		2,184			GEN
Comp. Rate: \$10.00/hour EVANS JILLIAN/Minor - Inspections		200			OTH
Comp. Rate: \$12.00/hour GARZA BALDOMERO/Intern		2,160			GEN
Comp. Rate: \$15.00/hour GIDDY ZACHERY/Contract Worker		480			FED OTH
Comp. Rate: \$12.00/hour HALL JACK/Intern		2,460			GEN
Comp. Rate: \$10.00/hour HANCOCK LARA/Minor - Inspections		978			GEN OTH
Comp. Rate: \$10.00/hour HANDLEY BENJAMIN/Intern		2,222			GEN
Comp. Rate: \$10.00/hour HARBIN KYLIE/Minor - Inspections		345			FED
Comp. Rate: \$45.00/hour	Y	34,583			GEN
Comp. Rate: \$12.00/hour HINTZ GIULIA/Intern		480			GEN
Comp. Rate: \$12.00/hour HOLLOWELL MORGAN/Intern		480			GEN
Comp. Rate: \$12.00/hour JACKSON MACKENZIE/Intern		2,124			GEN

FEES, PROFESSIONAL AND OTHER SERVICES

Attorney General (070-00)

Name of Agency

TYPE OF FEE AND NAME OF VENDOR	Retired w/ PERS	(1) Actual Expenses FY Ending June 30, 2022	(2) Estimated Expenses FY Ending June 30, 2023	(3) Requested Expenses FY Ending June 30, 2024	Fund Source
JENKINS ANNA/Minor - Inspections <i>Comp. Rate: \$10.00/hour</i>		1,005			OTH
JENKINS JERI-LYN/Minor - Inspections <i>Comp. Rate: \$10.00/hour</i>		392			OTH
JOHNSTON JACOB/Intern <i>Comp. Rate: \$12.00/hour</i>		2,439			GEN
KELLY AUDREY/Intern <i>Comp. Rate: \$12.00/hour</i>		1,284			GEN FED
KITCHENS JOHN/Contract Worker <i>Comp. Rate: \$47.50/hour</i>	Y	38,238			GEN
LANGSTON DAVID/Minor - Inspections <i>Comp. Rate: \$10.00/hour</i>		6,660			FED
LEE MIA/Minor - Inspections <i>Comp. Rate: \$10.00/hour</i>		172			FED
LEWIS ERIENNE/Intern <i>Comp. Rate: \$12.00/hour</i>		2,422			GEN
LINGOLD LINDSLEY/Intern <i>Comp. Rate: \$12.00/hour</i>		468			GEN
LOWERY ROBERT/Contract Worker <i>Comp. Rate: \$24.04/hour</i>	Y	23,247			GEN
LUSK SARAH/Contract Worker <i>Comp. Rate: \$38.00/hour</i>	Y	50,798			GEN
MAPLES AUBREE/Minor - Inspections <i>Comp. Rate: \$10.00/hour</i>		75			GEN OTH
MCRAE GABRIEL/Minor - Inspections <i>Comp. Rate: \$10.00/hour</i>		1,895			FED
MEADOWS LELAND/Intern <i>Comp. Rate: \$10.00/hour</i>		3,886			GEN
MITCHELL ELLIS/Contract Worker <i>Comp. Rate: \$50.00/hour</i>	Y	53,921			GEN
MORGAN EMILY/Contract Worker <i>Comp. Rate: \$12.00/hour</i>		1,692			GEN
MOSES CRISALYNN/Intern <i>Comp. Rate: \$12.00/hour</i>		2,292			GEN
MULLINS CHAUNCEY/Intern <i>Comp. Rate: \$12.00/hour</i>		2,343			GEN
NAPPER CHAZZ/Intern <i>Comp. Rate: \$10.00/hour</i>		635			GEN
NICHOLS MARIANNA/Intern <i>Comp. Rate: \$12.00/hour</i>		2,760			GEN
NORMAN ANNA/Contract Worker <i>Comp. Rate: \$12.00/hour</i>		966			GEN
NUTT DELILAH/Minor - Inspections <i>Comp. Rate: \$10.00/hour</i>		1,085			GEN OTH
OLDHAM HAYLEY/Intern <i>Comp. Rate: \$12.00/hour</i>		2,745			GEN

FEES, PROFESSIONAL AND OTHER SERVICES

Attorney General (070-00)

Name of Agency

TYPE OF FEE AND NAME OF VENDOR	Retired w/ PERS	(1) Actual Expenses FY Ending June 30, 2022	(2) Estimated Expenses FY Ending June 30, 2023	(3) Requested Expenses FY Ending June 30, 2024	Fund Source
PALOMO KARLEE/Contract Worker <i>Comp. Rate: \$12.00/hour</i>		3,756			GEN
PEHLER SARAH/Intern <i>Comp. Rate: \$10.00/hour</i>		1,950			GEN
PETERS OWEN/Intern <i>Comp. Rate: \$12.00/hour</i>		1,614			GEN
PRACHT CALEB/Contract Worker <i>Comp. Rate: \$12.00/hour</i>		4,032			GEN
RESES JACOB/Intern <i>Comp. Rate: \$12.00/hour</i>		3,612			GEN
ROGERS ANNE/Intern <i>Comp. Rate: \$10.00/hour</i>		400			GEN
SCOGGINS KATHRYN/Intern <i>Comp. Rate: \$10.00/hour</i>		400			GEN
SHAW THOMAS/Contract Worker <i>Comp. Rate: \$15.00/hour</i>		7,178			GEN FED
SHEPHERD MICAH/Minor - Inspections <i>Comp. Rate: \$10.00/hour</i>		242			FED
SMITH ANNA/Minor - Inspections <i>Comp. Rate: \$10.00/hour</i>		1,685			GEN OTH
SMITH JOYCELYNN/Intern <i>Comp. Rate: \$12.00/hour</i>		2,280			GEN
SMITH TUCKER/Minor - Inspections <i>Comp. Rate: \$10.00/hour</i>		195			FED
STALLINGS BRIAN/Intern <i>Comp. Rate: \$12.00/hour</i>		2,787			GEN
STANFIELD EMILY/Intern <i>Comp. Rate: \$13.85/hour</i>		1,551			OTH
STONE WYATT/Intern <i>Comp. Rate: \$10.00/hour</i>		400			GEN
TAYLOR SYLVIA/Intern <i>Comp. Rate: \$12.00/hour</i>		2,523			GEN FED
THOMAS MAKAYLA/Minor - Inspections <i>Comp. Rate: \$10.00/hour</i>		2,875			FED
THOMAS MALIYAH/Minor - Inspections <i>Comp. Rate: \$10.00/hour</i>		2,065			FED
THOMAS MARGARET/Intern <i>Comp. Rate: \$10.00/hour</i>		400			GEN
THOMAS WILLIAM/Contract Worker <i>Comp. Rate: \$15.00/hour</i>		4,305			FED
THOMPSON HAILEY/Intern <i>Comp. Rate: \$12.00/hour</i>		480			GEN
TOWNSEND JAKAYLA/Minor - Inspections <i>Comp. Rate: \$10.00/hour</i>		3,768			FED
TOWNSEND SHANETRIC/Intern <i>Comp. Rate: \$12.00/hour</i>		2,295			GEN

FEES, PROFESSIONAL AND OTHER SERVICES

Attorney General (070-00)

Name of Agency

TYPE OF FEE AND NAME OF VENDOR	Retired w/ PERS	(1) Actual Expenses FY Ending June 30, 2022	(2) Estimated Expenses FY Ending June 30, 2023	(3) Requested Expenses FY Ending June 30, 2024	Fund Source
TUCKER ANNA/Intern <i>Comp. Rate: \$12.00/hour</i>		2,823			GEN
TURNIPSEED SEAN/Intern <i>Comp. Rate: \$12.00/hour</i>		2,232			GEN
VELASQUEZ LIZBETH/Intern <i>Comp. Rate: \$12.00/hour</i>		384			GEN
WARREN WILLIAM/Minor - Inspections <i>Comp. Rate: \$10.00/hour</i>		800			FED
WEIDA JAIME/Intern <i>Comp. Rate: \$12.00/hour</i>		1,407			GEN
WELLS CAROLINE/Minor - Inspections <i>Comp. Rate: \$10.00/hour</i>		1,170			OTH
WHITE MADISON/Minor - Inspections <i>Comp. Rate: \$10.00/hour</i>		540			GEN OTH
WIGGINS JAMES/Minor - Inspections <i>Comp. Rate: \$10.00/hour</i>		80			GEN
WOODS DANIEL/Intern <i>Comp. Rate: \$12.00/hour</i>		2,292			GEN
YUN ALEXANDER/Intern <i>Comp. Rate: \$12.00/hour</i>		2,286	525,000	525,000	GEN
Total 61610000 CONTRACT WORKER PAYROLL		458,551	525,000	525,000	
61625000 CONTRACT WORKER PAYROLL MATCH					
CONTRACT WORKER PAYROLL MATCHING/FICA/ <i>Comp. Rate: Set by Government</i>		74,831	81,500	81,500	GEN FED OTH
Total 61625000 CONTRACT WORKER PAYROLL MATCH		74,831	81,500	81,500	
61696000 FEES AND SERVICES - EXPENSE					
REIMBURSEMENT NO 1099					
ADAMS BART M/Prosecutor Training Travel <i>Comp. Rate: State Travel Rate</i>		1,374			GEN
ADAMS JENNIFER/Prosecutor Training Travel <i>Comp. Rate: State Travel Rate</i>		464			GEN
ADAMS MAXWELL H/Prosecutor Training Travel <i>Comp. Rate: State Travel Rate</i>		504			GEN
ADAMS WILLIAM BRENDON/Prosecutor Training Travel <i>Comp. Rate: State Travel Rate</i>		572			GEN
AGHO ESEOSA G/Prosecutor Training Travel <i>Comp. Rate: State Travel Rate</i>		488			GEN
ALLEN ASHLEY RIDDLE/Prosecutor Training Travel <i>Comp. Rate: State Travel Rate</i>		1,126			GEN
AMIS RHONDA/Prosecutor Training Travel <i>Comp. Rate: State Travel Rate</i>		904			GEN
ANDERSON COLLEEN/Prosecutor Training Travel <i>Comp. Rate: State Travel Rate</i>		743			GEN

FEES, PROFESSIONAL AND OTHER SERVICES

Attorney General (070-00)

Name of Agency

TYPE OF FEE AND NAME OF VENDOR	Retired w/ PERS	(1) Actual Expenses FY Ending June 30, 2022	(2) Estimated Expenses FY Ending June 30, 2023	(3) Requested Expenses FY Ending June 30, 2024	Fund Source
AUSTIN DAVID J/Prosecutor Training Travel					
<i>Comp. Rate: State Travel Rate</i>		908			GEN
BAKER IAN L/Prosecutor Training Travel					
<i>Comp. Rate: State Travel Rate</i>		506			GEN
BANKS JAMIE M/Prosecutor Training Travel					
<i>Comp. Rate: State Travel Rate</i>		763			GEN
BARTON GAIL/Prosecutor Training Travel					
<i>Comp. Rate: State Travel Rate</i>		122			GEN
BENTON CAMERON LEIGH/Prosecutor Training Travel					
<i>Comp. Rate: State Travel Rate</i>		263			GEN
BERRY RYAN M/Prosecutor Training Travel					
<i>Comp. Rate: State Travel Rate</i>		262			GEN
BIERMAN LESLIE/Prosecutor Training Travel					
<i>Comp. Rate: State Travel Rate</i>		950			GEN
BITTICK PAMELA J/Prosecutor Training Travel					
<i>Comp. Rate: State Travel Rate</i>		531			GEN
BLALOCK CANDACE COOPER/Prosecutor Training Travel					
<i>Comp. Rate: State Travel Rate</i>		782			GEN
BLUNTSON BARBARA A/Prosecutor Training Travel					
<i>Comp. Rate: State Travel Rate</i>		1,439			GEN
BOISSEAU ANGELA/Prosecutor Training Travel					
<i>Comp. Rate: State Travel Rate</i>		544			GEN
BRAMLETT JOHN K JR/Prosecutor Training Travel					
<i>Comp. Rate: State Travel Rate</i>		790			GEN
BRELAND MICHAEL W/Prosecutor Training Travel					
<i>Comp. Rate: State Travel Rate</i>		395			GEN
BRINKLEY LAUREL/Prosecutor Training Travel					
<i>Comp. Rate: State Travel Rate</i>		464			GEN
BROWN BRANDI L/Prosecutor Training Travel					
<i>Comp. Rate: State Travel Rate</i>		575			GEN
BROWN BRITTANY W/Prosecutor Training Travel					
<i>Comp. Rate: State Travel Rate</i>		565			GEN
BROWN CHARLES BRUCE/Prosecutor Training Travel					
<i>Comp. Rate: State Travel Rate</i>		1,032			GEN
BROWN MARKEDA MARIE/Prosecutor Training Travel					
<i>Comp. Rate: State Travel Rate</i>		835			GEN
BROWN MICHAEL ERIC/Prosecutor Training Travel					
<i>Comp. Rate: State Travel Rate</i>		108			GEN
BROWN STEPHANIE A/Prosecutor Training Travel					
<i>Comp. Rate: State Travel Rate</i>		1,410			GEN
BRYAN MANYA CREEL/Prosecutor Training Travel					
<i>Comp. Rate: State Travel Rate</i>		123			GEN
BUCKLEY BRYAN P/Prosecutor Training Travel					
<i>Comp. Rate: State Travel Rate</i>		396			GEN
BUFFINGTON JOHN ALAN/Prosecutor Training Travel					
<i>Comp. Rate: State Travel Rate</i>		463			GEN

FEES, PROFESSIONAL AND OTHER SERVICES

Attorney General (070-00)

Name of Agency

TYPE OF FEE AND NAME OF VENDOR	Retired w/ PERS	(1) Actual Expenses FY Ending June 30, 2022	(2) Estimated Expenses FY Ending June 30, 2023	(3) Requested Expenses FY Ending June 30, 2024	Fund Source
BULLOCK SARAH ALLEN/Expense reimbursement <i>Comp. Rate: \$20.00 stated rate</i>			20		OTH
CAILLOUET JEFFREY W/Prosecutor Training Travel <i>Comp. Rate: State Travel Rate</i>			405		GEN
CAMPBELL DAVID L II/Prosecutor Training Travel <i>Comp. Rate: State Travel Rate</i>			532		GEN
CARTER ALBERT L/Prosecutor Training Travel <i>Comp. Rate: State Travel Rate</i>			632		GEN
CARTER C. BRADLEY/Prosecutor Training Travel <i>Comp. Rate: State Travel Rate</i>			281		GEN
CARTER EARL LIN JR/Prosecutor Training Travel <i>Comp. Rate: State Travel Rate</i>			289		GEN
CLAY STEPHEN/Prosecutor Training Travel <i>Comp. Rate: State Travel Rate</i>			284		GEN
CLIFFORD CARROL L IV/Prosecutor Training Travel <i>Comp. Rate: State Travel Rate</i>			1,081		GEN
COLEMAN KASSIE A/Prosecutor Training Travel <i>Comp. Rate: State Travel Rate</i>			64		GEN
COLENBERG IKEECIA/Prosecutor Training Travel <i>Comp. Rate: State Travel Rate</i>			2,100		GEN
COLLEY JARIUS DYWAUNN/Expense reimbursement <i>Comp. Rate: \$20.00 stated rate</i>			20		GEN
COLLINS SHAMECA S/Prosecutor Training Travel <i>Comp. Rate: State Travel Rate</i>			747		GEN
COSIVER JILLENA E/Expense reimbursement <i>Comp. Rate: \$20.00 stated rate</i>			20		GEN
CRANFORD COREY C/Prosecutor Training Travel <i>Comp. Rate: State Travel Rate</i>			199		GEN
CRAWFORD DAVID S/Prosecutor Training Travel <i>Comp. Rate: State Travel Rate</i>			1,437		GEN
CRAWFORD TAMIKA R/Prosecutor Training Travel <i>Comp. Rate: State Travel Rate</i>			665		GEN
CROSBY DOUG S/Prosecutor Training Travel <i>Comp. Rate: State Travel Rate</i>			159		GEN
CURTIS CHANNING J/Expense reimbursement <i>Comp. Rate: \$20.00 stated rate</i>			20		GEN FED
DANIEL DAVID C/Prosecutor Training Travel <i>Comp. Rate: State Travel Rate</i>			201		GEN
DANIELS FRANCHELLE GRACE/Prosecutor Training Travel <i>Comp. Rate: State Travel Rate</i>			407		GEN
DAVIDSON PAMMIE P/Prosecutor Training Travel <i>Comp. Rate: State Travel Rate</i>			648		GEN
DAVIDSON-BROOKS PAYTREEN K/Prosecutor Training Travel <i>Comp. Rate: State Travel Rate</i>			645		GEN
DAVIS JASMINE/Prosecutor Training Travel <i>Comp. Rate: State Travel Rate</i>			516		GEN

FEES, PROFESSIONAL AND OTHER SERVICES

Attorney General (070-00)

Name of Agency

TYPE OF FEE AND NAME OF VENDOR	Retired w/ PERS	(1) Actual Expenses FY Ending June 30, 2022	(2) Estimated Expenses FY Ending June 30, 2023	(3) Requested Expenses FY Ending June 30, 2024	Fund Source
DENHAM REBECCA P/Prosecutor Training Travel <i>Comp. Rate: State Travel Rate</i>		192			GEN
DOUBLETREE BY HILTON BILOXI/Lodging for Prosecutor <i>Comp. Rate: \$139.00/night</i>		10,425			GEN
DOWDY JOHN M JR/Prosecutor Training Travel <i>Comp. Rate: State Travel Rate</i>		75			GEN
EASTERLING MICHELLE D/Prosecutor Training Travel <i>Comp. Rate: State Travel Rate</i>		414			GEN
EDWARDS CHARLES C/Prosecutor Training Travel <i>Comp. Rate: State Travel Rate</i>		123			GEN
EVANS CHARLES DOUG/Prosecutor Training Travel <i>Comp. Rate: State Travel Rate</i>		522			GEN
EVANS CHRISTOPHER/Prosecutor Training Travel <i>Comp. Rate: State Travel Rate</i>		388			GEN
EVANS DANA E/Prosecutor Training Travel <i>Comp. Rate: State Travel Rate</i>		350			GEN
EVANS DANA H/Prosecutor Training Travel <i>Comp. Rate: State Travel Rate</i>		540			GEN
FAIR TAMICKO R/Prosecutor Training Travel <i>Comp. Rate: State Travel Rate</i>		889			GEN
FORD-JONES CAROLYN D/Prosecutor Training Travel <i>Comp. Rate: State Travel Rate</i>		551			GEN
FRENCH MEGAN/Prosecutor Training Travel <i>Comp. Rate: State Travel Rate</i>		836			GEN
FRYE M AUSTIN/Prosecutor Training Travel <i>Comp. Rate: State Travel Rate</i>		1,509			GEN
GATES KEITH L/Prosecutor Training Travel <i>Comp. Rate: State Travel Rate</i>		775			GEN
GATLIN DAMIAN C/Prosecutor Training Travel <i>Comp. Rate: State Travel Rate</i>		1,028			GEN
GAULT PAUL C/Prosecutor Training Travel <i>Comp. Rate: State Travel Rate</i>		419			GEN
GAYTEN CHANDRA CALHOUN/Prosecutor Training Travel <i>Comp. Rate: State Travel Rate</i>		364			GEN
GERBER COREY M/Prosecutor Training Travel <i>Comp. Rate: State Travel Rate</i>		754			GEN
GOODMAN SAMUEL/Prosecutor Training Travel <i>Comp. Rate: State Travel Rate</i>		342			GEN
GRAVES CHARLES B JR/Prosecutor Training Travel <i>Comp. Rate: State Travel Rate</i>		856			GEN
GRIFFIN JOSEPH/Prosecutor Training Travel <i>Comp. Rate: State Travel Rate</i>		321			GEN
GRIFFIN RAVONDA L/Prosecutor Training Travel <i>Comp. Rate: State Travel Rate</i>		987			GEN
GUTHRIE JAMES K/Prosecutor Training Travel <i>Comp. Rate: State Travel Rate</i>		555			GEN

FEES, PROFESSIONAL AND OTHER SERVICES

Attorney General (070-00)

Name of Agency

TYPE OF FEE AND NAME OF VENDOR	Retired w/ PERS	(1) Actual Expenses FY Ending June 30, 2022	(2) Estimated Expenses FY Ending June 30, 2023	(3) Requested Expenses FY Ending June 30, 2024	Fund Source
HAHN LAWRENCE E/Prosecutor Training Travel <i>Comp. Rate: State Travel Rate</i>		440			GEN
HAIRSTON-BLEDSOE CORETTA D/Prosecutor Training Travel <i>Comp. Rate: State Travel Rate</i>		873			GEN
HAMPTON BY HILTON OXFORD CONFERENCE <i>Comp. Rate: \$139.00/night</i>		278			GEN
HANDLEY BENJAMIN K/Expense reimbursement <i>Comp. Rate: \$20.00 stated rate</i>		20			GEN
HARLESS LAUREN J/Prosecutor Training Travel <i>Comp. Rate: State Travel Rate</i>		613			GEN
HARLIN KIMBERLY/Prosecutor Training Travel <i>Comp. Rate: State Travel Rate</i>		636			GEN
HARRIS ARTHUR R/Prosecutor Training Travel <i>Comp. Rate: State Travel Rate</i>		871			GEN
HAYES ROBERT E JR/Prosecutor Training Travel <i>Comp. Rate: State Travel Rate</i>		621			GEN
HAYMER ERICA S/Prosecutor Training Travel <i>Comp. Rate: State Travel Rate</i>		615			GEN
HEDGLIN CARL JOHN/Prosecutor Training Travel <i>Comp. Rate: State Travel Rate</i>		672			GEN
HENLEY PRICE D/Prosecutor Training Travel <i>Comp. Rate: State Travel Rate</i>		343			GEN
HENNIS CHRISTOPHER D/Prosecutor Training Travel <i>Comp. Rate: State Travel Rate</i>		630			GEN
HENRY LISA COCHRAN/Prosecutor Training Travel <i>Comp. Rate: State Travel Rate</i>		814			GEN
HERRON TINA/Prosecutor Training Travel <i>Comp. Rate: State Travel Rate</i>		564			GEN
HERZOG JOHN L JR/Prosecutor Training Travel <i>Comp. Rate: State Travel Rate</i>		1,002			GEN
HILTON GARDEN INN TUPELO/Lodging for Prosecutor Training <i>Comp. Rate: \$130.00/night</i>		4,160			GEN
HINES TERRY/Prosecutor Training Travel <i>Comp. Rate: State Travel Rate</i>		423			GEN
HODGES TAMETRICE E/Prosecutor Training Travel <i>Comp. Rate: State Travel Rate</i>		504			GEN
HOLCOMB CHRISTINA/Prosecutor Training Travel <i>Comp. Rate: State Travel Rate</i>		427			GEN
HOLIDAY INN/Lodging for Prosecutor Training <i>Comp. Rate: \$119.00/night</i>		238			GEN
HOLLAND JAMES E/Prosecutor Training Travel <i>Comp. Rate: State Travel Rate</i>		1,327			GEN
HOLLINS ANDREKIA/Prosecutor Training Travel <i>Comp. Rate: State Travel Rate</i>		528			GEN
HOPKINS LINDSEY M/Prosecutor Training Travel <i>Comp. Rate: State Travel Rate</i>		1,245			GEN

FEES, PROFESSIONAL AND OTHER SERVICES

Attorney General (070-00)

Name of Agency

TYPE OF FEE AND NAME OF VENDOR	Retired w/ PERS	(1) Actual Expenses FY Ending June 30, 2022	(2) Estimated Expenses FY Ending June 30, 2023	(3) Requested Expenses FY Ending June 30, 2024	Fund Source
HOWARD LEE J/Prosecutor Training Travel					
<i>Comp. Rate: State Travel Rate</i>		256			GEN
HUDSON COLLEN/Prosecutor Training Travel					
<i>Comp. Rate: State Travel Rate</i>		346			GEN
HUDSON TAMMIE D/Prosecutor Training Travel					
<i>Comp. Rate: State Travel Rate</i>		292			GEN
HUTTO BRAD M/Prosecutor Training Travel					
<i>Comp. Rate: State Travel Rate</i>		253			GEN
IP CASINO RESORT & SPA/Lodging for Prosecutor Training					
<i>Comp. Rate: State Travel Rate</i>		11,545			GEN
JOHNSON MAURICE/Prosecutor Training Travel					
<i>Comp. Rate: State Travel Rate</i>		786			GEN
JONES APRIL/Prosecutor Training Travel					
<i>Comp. Rate: State Travel Rate</i>		627			GEN
JONES LINDSAY KLIMER/Prosecutor Training Travel					
<i>Comp. Rate: State Travel Rate</i>		757			GEN
JONES SHANNON R/Prosecutor Training Travel					
<i>Comp. Rate: State Travel Rate</i>		834			GEN
JONES TIMOTHY O/Prosecutor Training Travel					
<i>Comp. Rate: State Travel Rate</i>		478			GEN
JORDAN RUSSELL/Prosecutor Training Travel					
<i>Comp. Rate: State Travel Rate</i>		1,389			GEN
JOSEF JASON M/Prosecutor Training Travel					
<i>Comp. Rate: State Travel Rate</i>		391			GEN
JUBERA STEVEN PATRICK/Prosecutor Training Travel					
<i>Comp. Rate: State Travel Rate</i>		880			GEN
KELLY SHEILA/Prosecutor Training Travel					
<i>Comp. Rate: State Travel Rate</i>		718			GEN
KILGORE STEVEN S/Prosecutor Training Travel					
<i>Comp. Rate: State Travel Rate</i>		1,004			GEN
KILPATRICK TIFFANY L/Prosecutor Training Travel					
<i>Comp. Rate: State Travel Rate</i>		856			GEN
LANE JAMES L. JR./Prosecutor Training Travel					
<i>Comp. Rate: State Travel Rate</i>		362			GEN
LANE JAMES L./Prosecutor Training Travel					
<i>Comp. Rate: State Travel Rate</i>		621			GEN
LANG BENJAMIN/Prosecutor Training Travel					
<i>Comp. Rate: State Travel Rate</i>		662			GEN
LANGFORD AMANDA STURNIOLO/Prosecutor Training Travel					
<i>Comp. Rate: State Travel Rate</i>		391			GEN
LANGFORD BRANDON/Prosecutor Training Travel					
<i>Comp. Rate: State Travel Rate</i>		774			GEN
LEWIS REGINALD R JR/Prosecutor Training Travel					
<i>Comp. Rate: State Travel Rate</i>		463			GEN
LINZEY DAVID F/Prosecutor Training Travel					
<i>Comp. Rate: State Travel Rate</i>		567			GEN

FEES, PROFESSIONAL AND OTHER SERVICES

Attorney General (070-00)

Name of Agency

TYPE OF FEE AND NAME OF VENDOR	Retired w/ PERS	(1) Actual Expenses FY Ending June 30, 2022	(2) Estimated Expenses FY Ending June 30, 2023	(3) Requested Expenses FY Ending June 30, 2024	Fund Source
LOCKRIDGE CHRISTOPHER D I/Prosecutor Training Travel					
<i>Comp. Rate: State Travel Rate</i>		1,033			GEN
LOCKRIDGE THOMAS L/Prosecutor Training Travel					
<i>Comp. Rate: State Travel Rate</i>		24			GEN
MACK GRETA DENISE/Prosecutor Training Travel					
<i>Comp. Rate: State Travel Rate</i>		1,283			GEN
MALONE AKILLIE/Prosecutor Training Travel					
<i>Comp. Rate: State Travel Rate</i>		761			GEN
MARTIN KATHRYN SCHNELLER/Prosecutor Training Travel					
<i>Comp. Rate: State Travel Rate</i>		845			GEN
MARTIN KRISTEN E/Prosecutor Training Travel					
<i>Comp. Rate: State Travel Rate</i>		441			GEN
MATTHEWS III THOMAS M/Prosecutor Training Travel					
<i>Comp. Rate: State Travel Rate</i>		587			GEN
MAY BENNY M/Prosecutor Training Travel					
<i>Comp. Rate: State Travel Rate</i>		108			GEN
MAYES JOEY W/Prosecutor Training Travel					
<i>Comp. Rate: State Travel Rate</i>		868			GEN
MCALPIN CHRISTOPHER TODD/Prosecutor Training Travel					
<i>Comp. Rate: State Travel Rate</i>		1,704			GEN
MCCOU KAYLON ALEXANDER/Prosecutor Training Travel					
<i>Comp. Rate: State Travel Rate</i>		1,051			GEN
MCGEHEE WILLIAM CARL/Prosecutor Training Travel					
<i>Comp. Rate: State Travel Rate</i>		631			GEN
MCILWAIN ERIC S/Prosecutor Training Travel					
<i>Comp. Rate: State Travel Rate</i>		517			GEN
MOORE BETH MCFADYEN/Prosecutor Training Travel					
<i>Comp. Rate: State Travel Rate</i>		466			GEN
MOORE JAMES LARRY/Prosecutor Training Travel					
<i>Comp. Rate: State Travel Rate</i>		445			GEN
MOORE KARSUNN E/Prosecutor Training Travel					
<i>Comp. Rate: State Travel Rate</i>		1,220			GEN
MORGAN BRIDGETTE M/Prosecutor Training Travel					
<i>Comp. Rate: State Travel Rate</i>		949			GEN
MOULDS KATIE N/Prosecutor Training Travel					
<i>Comp. Rate: State Travel Rate</i>		1,060			GEN
MUELLER THAD J/Prosecutor Training Travel					
<i>Comp. Rate: State Travel Rate</i>		419			GEN
MUMFORD GERALD A./Prosecutor Training Travel					
<i>Comp. Rate: State Travel Rate</i>		591			GEN
MURRELL JAMIE R/Prosecutor Training Travel					
<i>Comp. Rate: State Travel Rate</i>		496			GEN
MYERS GRANT P/Prosecutor Training Travel					
<i>Comp. Rate: State Travel Rate</i>		608			GEN
MYERS JONNI D/Prosecutor Training Travel					
<i>Comp. Rate: State Travel Rate</i>		609			GEN

FEES, PROFESSIONAL AND OTHER SERVICES

Attorney General (070-00)

Name of Agency

TYPE OF FEE AND NAME OF VENDOR	Retired w/ PERS	(1) Actual Expenses FY Ending June 30, 2022	(2) Estimated Expenses FY Ending June 30, 2023	(3) Requested Expenses FY Ending June 30, 2024	Fund Source
NAILOR KIMBERLY W/Prosecutor Training Travel					
<i>Comp. Rate: State Travel Rate</i>		247			GEN
NAUGLE JALISA T/Prosecutor Training Travel					
<i>Comp. Rate: State Travel Rate</i>		342			GEN
NEELY BRIAN H/Prosecutor Training Travel					
<i>Comp. Rate: State Travel Rate</i>		422			GEN
NEILSON PHILIP/Prosecutor Training Travel					
<i>Comp. Rate: State Travel Rate</i>		1,716			GEN
NEWMAN KATHRYN/Prosecutor Training Travel					
<i>Comp. Rate: State Travel Rate</i>		355			GEN
NICHOLS MARIANNA RUTH/Expense reimbursement					
<i>Comp. Rate: \$20.00 stated rate</i>		20			GEN
NOWELL LISA C/Prosecutor Training Travel					
<i>Comp. Rate: State Travel Rate</i>		609			GEN
NULL KEVIN/Prosecutor Training Travel					
<i>Comp. Rate: State Travel Rate</i>		105			GEN
OVERTON JUAN E/Prosecutor Training Travel					
<i>Comp. Rate: State Travel Rate</i>		1,473			GEN
PARKER JOSEPH/Prosecutor Training Travel					
<i>Comp. Rate: State Travel Rate</i>		177			GEN
PARKER WILLIAM C/Prosecutor Training Travel					
<i>Comp. Rate: State Travel Rate</i>		231			GEN
PEARL RIVER RESORT/Lodging for Prosecutor Training					
<i>Comp. Rate: \$79.00/night</i>		6,083			GEN
PEHLER SARAH R/Expense reimbursement					
<i>Comp. Rate: \$20.00 stated rate</i>		20			GEN
PERKINS TAKIYAH H/Prosecutor Training Travel					
<i>Comp. Rate: State Travel Rate</i>		1,129			GEN
PHILLIPS LORALEIGH C/Prosecutor Training Travel					
<i>Comp. Rate: State Travel Rate</i>		220			GEN
POPE GROVER CURTIS/Prosecutor Training Travel					
<i>Comp. Rate: State Travel Rate</i>		75			GEN
PORTER NEBRA E/Prosecutor Training Travel					
<i>Comp. Rate: State Travel Rate</i>		648			GEN
POSEY CHRISTOPHER M/Prosecutor Training Travel					
<i>Comp. Rate: State Travel Rate</i>		582			GEN
POWELL CHRIS/Prosecutor Training Travel					
<i>Comp. Rate: State Travel Rate</i>		654			GEN
PURDUM CHRISTOPHER R/Prosecutor Training Travel					
<i>Comp. Rate: State Travel Rate</i>		340			GEN
PURNELL MARCUS L/Prosecutor Training Travel					
<i>Comp. Rate: State Travel Rate</i>		977			GEN
RAINEY JEREMY R/Prosecutor Training Travel					
<i>Comp. Rate: State Travel Rate</i>		929			GEN
RANKIN RAQUEL/Prosecutor Training Travel					
<i>Comp. Rate: State Travel Rate</i>		414			GEN

FEES, PROFESSIONAL AND OTHER SERVICES

Attorney General (070-00)

Name of Agency

TYPE OF FEE AND NAME OF VENDOR	Retired w/ PERS	(1) Actual Expenses FY Ending June 30, 2022	(2) Estimated Expenses FY Ending June 30, 2023	(3) Requested Expenses FY Ending June 30, 2024	Fund Source
READY JOHN DAMOND/Prosecutor Training Travel <i>Comp. Rate: State Travel Rate</i>			739		GEN
REED LANE B/Prosecutor Training Travel <i>Comp. Rate: State Travel Rate</i>			2,084		GEN
ROBBINS KYLE DAVID/Prosecutor Training Travel <i>Comp. Rate: State Travel Rate</i>			1,348		GEN
ROBERTSON LAUREN/Prosecutor Training Travel <i>Comp. Rate: State Travel Rate</i>			457		GEN
ROBINSON JONITA L/Prosecutor Training Travel <i>Comp. Rate: State Travel Rate</i>			882		GEN
ROGERS TINA/Prosecutor Training Travel <i>Comp. Rate: State Travel Rate</i>			635		GEN
ROSS FRITZIE/Prosecutor Training Travel <i>Comp. Rate: State Travel Rate</i>			412		GEN
ROSS HENRY/Prosecutor Training Travel <i>Comp. Rate: State Travel Rate</i>			427		GEN
RUSH BENJAMIN JR/Prosecutor Training Travel <i>Comp. Rate: State Travel Rate</i>			733		GEN
SARTIN BRENDAN/Prosecutor Training Travel <i>Comp. Rate: State Travel Rate</i>			191		GEN
SATCHER CHRISTOPHER ALAN/Prosecutor Training Travel <i>Comp. Rate: State Travel Rate</i>			892		GEN
SCHULTZE ROBERT D/Prosecutor Training Travel <i>Comp. Rate: State Travel Rate</i>			879		GEN
SCOTT KYREEKA/Prosecutor Training Travel <i>Comp. Rate: State Travel Rate</i>			576		GEN
SCOTT TINA/Prosecutor Training Travel <i>Comp. Rate: State Travel Rate</i>			1,224		GEN
SEALE WILLIAM B/Prosecutor Training Travel <i>Comp. Rate: State Travel Rate</i>			1,413		GEN
SHAW TIJWANA/Prosecutor Training Travel <i>Comp. Rate: State Travel Rate</i>			835		GEN
SHERMAN JAMES N JR/Prosecutor Training Travel <i>Comp. Rate: State Travel Rate</i>			815		GEN
SIMS DANA P/Prosecutor Training Travel <i>Comp. Rate: State Travel Rate</i>			520		GEN
SMITH PHOEBE C/Prosecutor Training Travel <i>Comp. Rate: State Travel Rate</i>			269		GEN
SMITH RICHARD E JR/Prosecutor Training Travel <i>Comp. Rate: State Travel Rate</i>			949		GEN
SORRELL MARK K/Prosecutor Training Travel <i>Comp. Rate: State Travel Rate</i>			1,377		GEN
SOUTHERLAND BRANAN P/Prosecutor Training Travel <i>Comp. Rate: State Travel Rate</i>			759		GEN
SPENCER SHARON A/Prosecutor Training Travel <i>Comp. Rate: State Travel Rate</i>			561		GEN

FEES, PROFESSIONAL AND OTHER SERVICES

Attorney General (070-00)

Name of Agency

TYPE OF FEE AND NAME OF VENDOR	Retired w/ PERS	(1) Actual Expenses FY Ending June 30, 2022	(2) Estimated Expenses FY Ending June 30, 2023	(3) Requested Expenses FY Ending June 30, 2024	Fund Source
SPELLMAN ROBERT T/Prosecutor Training Travel					
<i>Comp. Rate: State Travel Rate</i>		532			GEN
STANFORD THOMAS KELVIN/Prosecutor Training Travel					
<i>Comp. Rate: State Travel Rate</i>		450			GEN
STEPRO DAVID W/Prosecutor Training Travel					
<i>Comp. Rate: State Travel Rate</i>		407			GEN
STEWART SCOTT G/Expense reimbursement					
<i>Comp. Rate: \$441.00 stated rate</i>		441			GEN
STOCKTON KENNETH/Prosecutor Training Travel					
<i>Comp. Rate: State Travel Rate</i>		511			GEN
SUMRALL ANITA/Prosecutor Training Travel					
<i>Comp. Rate: State Travel Rate</i>		391			GEN
SUTTON JOHN D/Prosecutor Training Travel					
<i>Comp. Rate: State Travel Rate</i>		641			GEN
TATUM CHRISTINE B/Prosecutor Training Travel					
<i>Comp. Rate: State Travel Rate</i>		878			GEN
TEXAS DEPARTMENT OF STATE HEALTH					
<i>Comp. Rate: \$20.00 stated rate</i>		20			GEN
THOMAS AELICIA/Prosecutor Training Travel					
<i>Comp. Rate: State Travel Rate</i>		765			GEN
THOMAS MITCHELL D/Prosecutor Training Travel					
<i>Comp. Rate: State Travel Rate</i>		563			GEN
TOTTEN GREGORY/Prosecutor Training Travel					
<i>Comp. Rate: State Travel Rate</i>		183			GEN
TOWNEPLACE SUITES MARRIOTT/Lodging for Prosecutor					
<i>Comp. Rate: \$139.00/night</i>		3,753			GEN
TUCKER ANNA C/Expense reimbursement					
<i>Comp. Rate: \$20.00 stated rate</i>		20			GEN
UMB BANK NA/Flights for Prosecutor Training speakers					
<i>Comp. Rate: State Travel Rate</i>		2,691			GEN
USELTON DUSTIN/Prosecutor Training Travel					
<i>Comp. Rate: State Travel Rate</i>		538			GEN
USRY STEVEN DARRYLL/Prosecutor Training Travel					
<i>Comp. Rate: State Travel Rate</i>		538			GEN
WALKER LIEM A/Prosecutor Training Travel					
<i>Comp. Rate: State Travel Rate</i>		887			GEN
WALKER RODERICK D/Prosecutor Training Travel					
<i>Comp. Rate: State Travel Rate</i>		608			GEN
WARREN DEBORAH KAY/Prosecutor Training Travel					
<i>Comp. Rate: State Travel Rate</i>		1,286			GEN
WARREN GLENNARD M II/Prosecutor Training Travel					
<i>Comp. Rate: State Travel Rate</i>		699			GEN
WASHINGTON SHAUNTE/Prosecutor Training Travel					
<i>Comp. Rate: State Travel Rate</i>		395			GEN
WEATHERLY SCOTT/Prosecutor Training Travel					
<i>Comp. Rate: State Travel Rate</i>		1,054			GEN

FEES, PROFESSIONAL AND OTHER SERVICES

Attorney General (070-00)

Name of Agency

TYPE OF FEE AND NAME OF VENDOR	Retired w/ PERS	(1) Actual Expenses FY Ending June 30, 2022	(2) Estimated Expenses FY Ending June 30, 2023	(3) Requested Expenses FY Ending June 30, 2024	Fund Source
WILLIAMS MICHAEL A/Prosecutor Training Travel <i>Comp. Rate: State Travel Rate</i>		421			GEN
WILLIAMS PAIGE/Prosecutor Training Travel <i>Comp. Rate: State Travel Rate</i>		902			GEN
WILLIAMS ROSHARWIN L/Prosecutor Training Travel <i>Comp. Rate: State Travel Rate</i>		1,209			GEN
WILLIAMS TORI ELAINE/Prosecutor Training Travel <i>Comp. Rate: State Travel Rate</i>		448			GEN
WILSON WENDY/Prosecutor Training Travel <i>Comp. Rate: State Travel Rate</i>		402			GEN
WINSTEAD SANDRA/Prosecutor Training Travel <i>Comp. Rate: State Travel Rate</i>		484			GEN
WISE JOSHUA S/Prosecutor Training Travel <i>Comp. Rate: State Travel Rate</i>		1,019			GEN
WISE REAGAN D/Prosecutor Training Travel <i>Comp. Rate: State Travel Rate</i>		1,410			GEN
WOODRUFF STEVEN ERIC JR/Prosecutor Training Travel <i>Comp. Rate: State Travel Rate</i>		643			GEN
WRIGHT CHASITY L/Prosecutor Training Travel <i>Comp. Rate: State Travel Rate</i>		884			GEN
YOUNGBLOOD SUZANNE/Prosecutor Training Travel <i>Comp. Rate: State Travel Rate</i>		334	187,000	187,000	GEN
ZINN WALTER HOWARD JR/Prosecutor Training Travel <i>Comp. Rate: State Travel Rate</i>		696			GEN
Total 61696000 FEES AND SERVICES - EXPENSE REIMBURSEMENT NO 1099		178,648	187,000	187,000	
61685000 ENTERTAINERS FEES					
LOCKRIDGE THOMAS L/Speaker-Prosecutor Training <i>Comp. Rate: \$750.00/per presentation</i>		750			GEN
Total 61685000 ENTERTAINERS FEES		750			
61670000 LEGAL AND RELATED SERVICES					
AD SALES LLD ADVANCEDONE LEGAL/Court Reporter <i>Comp. Rate: \$200/appearance first 2 hours and \$6.45/page</i>		2,148			GEN
AW REPORTING, LLC/Court Reporter <i>Comp. Rate: \$370/copy of transcript</i>		370			GEN
BANCORPSOUTH SUBPOENAS-CDO LEGAL <i>Comp. Rate: \$20/hour research and copy time and</i>		406			GEN FED
BANK OF MORTON/Records for Court <i>Comp. Rate: \$15/hour research time and \$2/copy</i>		47			GEN FED
BANK OF WIGGINS/Records for Court <i>Comp. Rate: \$50/hour research and clerical and \$50/electronic</i>		250			GEN
BANKPLUS - RIDGELAND 400 CONCOURSE STE 200/Records <i>Comp. Rate: \$22/hour research fee</i>		196			GEN FED
BARTEE TAMIKA T PROVIDENCE COURT REPORTING					

FEES, PROFESSIONAL AND OTHER SERVICES

Attorney General (070-00)

Name of Agency

TYPE OF FEE AND NAME OF VENDOR	Retired w/ PERS	(1) Actual Expenses FY Ending June 30, 2022	(2) Estimated Expenses FY Ending June 30, 2023	(3) Requested Expenses FY Ending June 30, 2024	Fund Source
<i>Comp. Rate: \$3.65/page transcript fee and \$4.85/page expedited</i> BROOKS COURT REPORTING INC/Court Reporter		660			GEN
<i>Comp. Rate: \$200/appearance and \$33.25/page</i> BROWN COURT REPORTING/Court Reporter		2,023			GEN
<i>Comp. Rate: \$160/deposition appearance fee and \$250/hearing</i> CADENCE BANK/Records for Court		1,667			GEN
<i>Comp. Rate: \$25/hour clerical and technical fee and \$0.25/page</i> CB&S BANK/Records for Court		28			GEN FED
<i>Comp. Rate: \$25.97/hour research fee and \$2.97/page image</i> CENTRAL MS CIVIC IMPROVEMENT JACKSON-HINDS		26			GEN
<i>Comp. Rate: \$1.00/page medical record</i> CENTRAL SUNBELT FEDERAL CREDIT UNIO/Records for		147			GEN
<i>Comp. Rate: \$50.00/subpoena legal processing fee</i> CIOX HEALTH/Records for Court		50			GEN
<i>Comp. Rate: \$14.00/basic research fee and \$0.15/page per copy</i> COMMUNITY BANK OF MISSISSIPPI/Records for Court		2,350			GEN FED
<i>Comp. Rate: \$20.00/hour research fee and \$6.00/electronic</i> DANA GORDEN REPORTING BY DANA, LLC/Court Reporter		38			GEN FED
<i>Comp. Rate: \$318/transcript fee</i> DAVID C. WILSON/Expert Witness		318			GEN
<i>Comp. Rate: \$1,450/one half day deposition and prep</i> DAVIS TODD J DAVIS COURT REPORTING LLC/Court		1,450			GEN
<i>Comp. Rate: \$1,136/\$1,091/\$984 original deposition transcripts</i> DAVITA INC/Records for Court		3,211			GEN
<i>Comp. Rate: \$14.00/flat rate copy fee</i> DISCOVER PRODUCTS INC./Records for Court		14			GEN FED
<i>Comp. Rate: \$22.00/hour research fee</i> EMM INC/Court Reporter		22			GEN
<i>Comp. Rate: \$2.50/page certified transcript copy and \$0.25/page</i> ETHOSCRIBE DEPOSITION SERVICES/Court Reporter		4,144			GEN
<i>Comp. Rate: \$521.30/\$271.40/\$253.50/transcript fee</i> FARMERS AND MERCHANTS BANK/Records for Court		1,046			GEN
<i>Comp. Rate: \$35.00/hour research fee and \$1.00/page copies</i> FORMAN WATKINS & KRUTZ LLP/Legal Services		35			GEN FED
<i>Comp. Rate: \$100/hour paralegals and \$175/hour blended rate</i> FRED W. JESKE/Court Reporter		74,825			OTH
<i>Comp. Rate: \$3.65/page original transcript fee and \$0.90/page</i> FSNB, NATIONAL ASSOCIATION/Records for Court		384			GEN
<i>Comp. Rate: \$30.00/hour research fee</i> GLORIA N. CLARK/Court Reporter		90			GEN
<i>Comp. Rate: \$135.00/\$460.00/\$500.00 appearance fees</i> GORE KILPATRICK DAMBRINO PLLC/Legal Services		1,095			GEN
<i>Comp. Rate: \$200.00/hour</i> GUARANTY BANK & TRUST/Records for Court		3,248			GEN
<i>Comp. Rate: \$20.00/hour research fee and \$15.00/electronic</i> HALO REPORTING, INC. SOUTHERN STENO		70			GEN

FEES, PROFESSIONAL AND OTHER SERVICES

Attorney General (070-00)

Name of Agency

TYPE OF FEE AND NAME OF VENDOR	Retired w/ PERS	(1) Actual Expenses FY Ending June 30, 2022	(2) Estimated Expenses FY Ending June 30, 2023	(3) Requested Expenses FY Ending June 30, 2024	Fund Source
<i>Comp. Rate: \$125.00/transcript fee and \$85.00/transcript copy</i> HANCOCK WHITNEY BANK DEPOSIT SERVICES		210			GEN
<i>Comp. Rate: \$25.00/hour research fee</i> HATTIESBURG CLINIC PA/Records for Court		56			GEN FED
<i>Comp. Rate: \$25.00/electronic media and \$25.00/affidavit fee</i> HINDS CTY CHANCERY CLERK EDDIE JEAN CARR/Filing		350			GEN
<i>Comp. Rate: \$158.00/filing fee</i> HINDS CTY CHANCERY CLERK/Filing Fee		158			GEN
<i>Comp. Rate: \$148.00/filing fee for admission to Chancery Court</i> HINDS CTY CIRCUIT CLERK/Filing Fee and Court Reporter		148			GEN
<i>Comp. Rate: \$161.00/filing fee and \$2.40/page transcript</i> JACKSON EYE ASSOC PLLC/Records for Court		5,507			GEN
<i>Comp. Rate: \$20.00/hour research fee</i> JENNIFER WEST HERMETZ/Court Reporter		20			GEN
<i>Comp. Rate: \$2.40/page transcript fee</i> JOHN BRENTLY DAVIS/Expert Witness		53			GEN
<i>Comp. Rate: \$500.00/hour case review/preparation/consults</i> JONES WALKER LLP 201 ST CHARLES AVE/Legal Services		4,425			GEN
<i>Comp. Rate: \$185.00/hour paralegals and \$295.00/hour blended</i> KEESLER FEDERAL CREDIT UNION/Records for Court		21,303			GEN
<i>Comp. Rate: \$15.00/hour research fee and \$0.25/page document</i> MARGARET WASMUND, RMR, CRR, CRC/Court Reporter		238			GEN FED
<i>Comp. Rate: \$0.90/page transcript copy</i> MAYNARD, COOPER & GALE, P.C./Legal Services		71			GEN
<i>Comp. Rate: \$376.00/\$457.00/\$500.00/blended rate</i> MILLER INVESTIGATIVE SERVICES LLC/Process Service		21,000			GEN
<i>Comp. Rate: \$75.00/subpoena served</i> MOLLY B. EATON/Court Reporter		75			GEN
<i>Comp. Rate: \$46.00/\$64.00/\$112.00/\$272.00 transcript fees</i> NOTARY PUBLIC UNDERWRITERS OF MS IN/Notary Kit		494			GEN
<i>Comp. Rate: \$107.00/notary kit</i> O'NEAL AND O'NEAL, PLLC/Legal Services		107			GEN
<i>Comp. Rate: \$90.00/hour</i> PRIORITYONE BANK/Records for Court		12,078			GEN
<i>Comp. Rate: \$20.00/hour research fee and \$0.50/page copies</i> RAYBORN HARVEY J DBA RAYBORN COURT		150			GEN FED
<i>Comp. Rate: \$72.45 transcript proceedings and \$128/transcript</i> REGIONS BANK/Records for Court		200			GEN
<i>Comp. Rate: \$8.50 and \$10.00/hour research fee</i> RENASANT BANK/Records for Court		39			GEN
<i>Comp. Rate: \$30.00/hour research fee and \$50.00/electronic</i> SCANSTAT TECHNOLOGIES LLC/Records for Court		110			GEN
<i>Comp. Rate: \$20.00/basic fee and \$1.00/\$0.50/digital copy</i> SHARECARE HEALTH DATA SRVCS LLC/Records for Court		127			GEN
<i>Comp. Rate: \$25.00/affidavit fee and \$20.00/pages 1-20 and</i> SHARRON ALLEN & ASSOCS INC/Court Reporter		357			GEN

FEES, PROFESSIONAL AND OTHER SERVICES

Attorney General (070-00)

Name of Agency

TYPE OF FEE AND NAME OF VENDOR	Retired w/ PERS	(1) Actual Expenses FY Ending June 30, 2022	(2) Estimated Expenses FY Ending June 30, 2023	(3) Requested Expenses FY Ending June 30, 2024	Fund Source
<i>Comp. Rate: \$200.00 - \$1,182.00/attendance and transcript fees</i> SHERRI PENNY/Court Reporter		9,175			GEN
<i>Comp. Rate: \$3.65/\$4.25/\$4.85/page original transcript fee</i> SHERRY PURVIS, LLC/Court Reporter		1,868			GEN
<i>Comp. Rate: \$148.00/\$150.00 transcript fee and \$31.00/exhibits</i> STEGALL NOTARY SERVICE, INC. STEGALL NOTARY		283			GEN
<i>Comp. Rate: \$150.00/per notary kit</i> TAMIKA T. BARTEE/Court Reporter		1,318			GEN FED
<i>Comp. Rate: \$3.65/page original transcript fee</i> TERI NORTON/Court Reporter		157			GEN
<i>Comp. Rate: \$3.65/page original transcript fee</i> TRUSTMARK NATL BANK-JACKSON ATTN:LEGAL		135			GEN
<i>Comp. Rate: \$50.00/electronic media and \$0.25/copy charges</i> U S DISTRICT COURT NORTHERN DISTRICT OF		257			GEN FED
<i>Comp. Rate: \$32.00/electronic file of audio recording</i> U S DISTRICT COURT-SOUTHERN/Filing Fee		32			GEN
<i>Comp. Rate: \$402.00/removal of case to federal court fee and</i> VERITEXT CORP VERITEXT CHICAGO REPORTING		422			GEN
<i>Comp. Rate: \$2.80/page certified transcript and \$0.50/exhibit</i> WILSON-EPES PRINTING CO., INC./Records for Court		2,230			GEN
<i>Comp. Rate: \$12 - \$49/printed bound request</i>		10,954	135,000	135,000	GEN
Total 61670000 LEGAL AND RELATED SERVICES		194,465	135,000	135,000	

61690000 FEES AND SERVICES - PROFESSIONAL FEES

ADS SYSTEMS LLC/Phone/fax installation and relocation <i>Comp. Rate: \$125.00/hour</i>		3,125			GEN
AUDIO SOLUTIONS, LLC/Radio and digital media repair <i>Comp. Rate: \$150.00/hour</i>		150			GEN FED
BANCORPSOUTH SUBPOENAS-CDO LEGAL <i>Comp. Rate: \$20.00/hour and \$15.00/electronic media</i>		40			GEN FED
BLAZE LEARNING SOLUTIONS BLAZE PERFORMANCE <i>Comp. Rate: \$3500.00/module</i>		25,599			GEN
BOB'S PAINT & AUTO BODY INC./Labor for automobile repair <i>Comp. Rate: \$60.00 and \$95.00/hour</i>		4,645			GEN FED
BRYON C. MCINTIRE/Expert witness testimony <i>Comp. Rate: \$150.00/hour</i>		172			GEN
BUSINESS FURNITURE SERVICES, LLC/Service labor <i>Comp. Rate: \$750.00/service</i>		750			GEN
BUSINESS FURNITURE SOLUTIONS/Service labor <i>Comp. Rate: \$1950.00/service</i>		1,950			GEN
CESCO LINGUISTC SERVICES, INC./Translation services <i>Comp. Rate: \$173.00/\$350.00/\$360.00/\$1,780.35/language and</i>		7,071			FED
COGHLAN , JOHN V/Electronic filing access <i>Comp. Rate: \$156.30/reimbursement for PACER fees</i>		156			GEN
COLDSPARK MEDIA, INC./Website design and maintenance <i>Comp. Rate: \$765 and \$770/month</i>		9,220			GEN

FEES, PROFESSIONAL AND OTHER SERVICES

Attorney General (070-00)

Name of Agency

TYPE OF FEE AND NAME OF VENDOR	Retired w/ PERS	(1) Actual Expenses FY Ending June 30, 2022	(2) Estimated Expenses FY Ending June 30, 2023	(3) Requested Expenses FY Ending June 30, 2024	Fund Source
DEBBEE KELLER HANCOCK LLC/Communications <i>Comp. Rate: \$5000/month</i>		60,000			GEN
DIRECTV GROUP INC DIRECTV LLC/Satellite services <i>Comp. Rate: \$35.00/month per subscriber</i>		2,100			GEN
EDWARD E BRIDGES MID SOUTH ENGRAVERS <i>Comp. Rate: \$12.00/per item</i>		96			GEN
FLAKE DOROTHY IRENE/Victim Comp records review <i>Comp. Rate: \$40.00/hour</i>		25,300			GEN
GAINVOLUME, LLC RED ELEPHANT/Media services for <i>Comp. Rate: \$1080.00/\$1335.00/\$2115.00/\$4048.00 quoted rate</i>		8,578			GEN
HAYES DAVID L HAYES ENTERPRISES/Training instruction <i>Comp. Rate: \$600.00/day</i>		1,200			GEN
HEDERMAN BROTHERS/Printing services <i>Comp. Rate: \$0.07/\$0.09/\$0.14/\$0.21/\$2.48 per quoted rate</i>		70,301			GEN FED
IP CASINO RESORT & SPA ACCOUNTS RECEIVABLE/Setup <i>Comp. Rate: \$25.00/\$50.00/\$75.00 per set-up</i>		745			GEN
IRON MOUNTAIN INC/Shredding services <i>Comp. Rate: \$15.75/bin</i>		1,162			GEN
JACKSON COMMUNICATIONS INC/Install vehicle equipment <i>Comp. Rate: \$100.00/\$540.00/\$800.00 per installation</i>		3,180			GEN FED
JEFFERY ARTIS J. ARTIS CONSULTING, LLC/Expert case <i>Comp. Rate: \$2300.00/\$3437.00 based on each case</i>		5,737			GEN
KALEB WILSON ROGERS BLONDE WOOD CRAFTS, <i>Comp. Rate: \$10.00/per design</i>		10			GEN
MAGCOR INDUSTRIES/Printing services <i>Comp. Rate: \$0.06/\$0.17/\$0.23/\$0.40 per envelope</i>		4,098			GEN
MAGNOLIA SHREDDING LLC/Shredding services <i>Comp. Rate: \$23000.00 per quoted project</i>		23,000			GEN
MARCIA G HALE/Victim Comp records review <i>Comp. Rate: \$40.00/hour</i>		4,250			GEN
MS ART & DESIGN CONSULTANTS/Installation services <i>Comp. Rate: \$120.00/hour</i>		120			GEN
MS BAND OF CHOCTAW INDIANS PEARL RIVER <i>Comp. Rate: \$50.00/each setup</i>		150			GEN
PINNACLE PRINTING & COPYING IN/Imaging services <i>Comp. Rate: \$0.10 per image</i>		2,949			GEN
QUALITY PRINTING INC DBA MAHAFFEYS' QUALITY <i>Comp. Rate: 0.12/\$0.14/\$0.28/\$0.37 per quoted rate</i>		7,427			FED
ROGNESS COMMUNICATIONS LLC/Communications <i>Comp. Rate: \$4000.00/month</i>		44,005			GEN
SCAN SOUTH, LLC/Audio imaging <i>Comp. Rate: \$10.00/\$12.00/\$18.50 per quoted rate</i>		1,514			GEN
TALYA STRAUGHTER/Victim Comp records review <i>Comp. Rate: \$40.00/hour</i>		6,270			GEN
TEMPSTAFF, INC/Temporary staffing <i>Comp. Rate: \$16.34 and \$16.64/hour quoted rate</i>		1,448			GEN

FEES, PROFESSIONAL AND OTHER SERVICES

Attorney General (070-00)

Name of Agency

TYPE OF FEE AND NAME OF VENDOR	Retired w/ PERS	(1) Actual Expenses FY Ending June 30, 2022	(2) Estimated Expenses FY Ending June 30, 2023	(3) Requested Expenses FY Ending June 30, 2024	Fund Source
TERRY'S INSTALLATION & DELIVERY SERVICE					
<i>Comp. Rate: \$1,390 quoted service cost</i>		1,390			GEN
THE SOUTHERN CONNECTION POLICE SUPP/Remove vehicle					
<i>Comp. Rate: \$95.00/hour</i>		760			GEN
TRUSTMARK NATIONAL BANK/Cashier checks					
<i>Comp. Rate: \$2,275.00/each</i>		14,695	235,000	235,000	GEN
Total 61690000 FEES AND SERVICES - PROFESSIONAL FEES		343,363	235,000	235,000	
61680000 MEDICAL SERVICES					
AMANDA GUGLIANO FORENSIC PSYCHOLOGICAL					
<i>Comp. Rate: \$250.00/hour</i>		2,375	5,000	5,000	GEN
BAPTIST MEMORIAL HOSPITAL GOLDEN					
<i>Comp. Rate: \$1,055.00/medical test</i>		1,055	1,000	1,000	GEN FED
MISS BAPTIST MEDICAL CENTER INC/Wellness Program					
<i>Comp. Rate: \$12,960.00/annual fee</i>		12,960	12,960	12,960	GEN
SCALES BIOLOGICAL LABORATORY/Medical Analysis					
<i>Comp. Rate: \$1,100.00/test and \$300.00/sample</i>		2,600	1,040	1,040	GEN
Total 61680000 MEDICAL SERVICES		18,990	20,000	20,000	
GRAND TOTAL		1,333,274	1,253,500	1,253,500	

VEHICLE PURCHASE DETAILS

Attorney General (070-00)

Name of Agency					
Year	Model	Person(s) Assigned To	Vehicle Purpose/Use	Replacement Or New?	FY2024 Req. Cost
Passenger Vehicles					
63300000 CAPITAL OUTLAY - VEHICLES					
2022	Sedan	Mitchell	Undercover Investigations	Replacement	30,000
2022	Sedan	Unassigned	Undercover Investigations	Replacement	30,000
2022	Sedan	Davis	Undercover Investigations	Replacement	30,000
2022	Sedan	Carr	Undercover Investigations	Replacement	30,000
2023	Sedan	Dortch	Undercover Investigations	Replacement	30,000
2023	SUV	McDaniel	Undercover Investigations	Replacement	35,000
2023	SUV	Hudson	Undercover Investigations	Replacement	35,000
2023	SUV	Rice	Undercover Investigations	Replacement	35,000
2023	Truck	Hendricks	Undercover Investigations	Replacement	35,000
2023	Truck	Sprowles	Undercover Investigations	Replacement	35,000
TOTAL					325,000
TOTAL VEHICLE REQUEST					325,000

**VEHICLE INVENTORY
AS OF JUNE 30, 2022**

Attorney General (070-00)

Name of Agency

Vehicle Type	Vehicle Description	Model Year	Model	Person(s) Assigned To	Purpose/Use	Tag Number	Mileage on 6-30-2022	Average Miles per Year	Replacement Proposed	
									FY2023	FY2024
P	MIDSIZE SEDAN	2013	Chevrolet Impala 4-door	Lampton	Undercover Investigations	Classified	164,079	11,370	Y	
P	MIDSIZE SEDAN	2013	Dodge Charger 4-door	Unassigned	Undercover Investigations	Classified	196,210	15,653	Y	
P	MIDSIZE SEDAN	2013	Dodge Charger 4-door	Case	Undercover Investigations	Classified	179,804	10,106	Y	
P	TRUCK	2013	Ford F-150 LGT Crew Cab	Thompson	Undercover Investigations	Classified	187,734	23,097	Y	
P	SUV	2014	Chevrolet Tahoe SV 4-door	Welch	Undercover Investigations	Classified	159,572	15,794	Y	
P	MIDSIZE SEDAN	2014	Dodge Charger 4-door	Unassigned	Undercover Investigations	Classified	152,617	17,708		Y
P	MIDSIZE SEDAN	2014	Chevrolet Impala 4-door	Mitchell	Undercover Investigations	Classified	149,204	25,197		Y
P	SUV	2014	Chevrolet Tahoe SV 4-door	Milsap	Undercover Investigations	Classified	104,859	15,875		
P	TRUCK	2014	Ford F-150 4x2 Super Cab	Davis	Undercover Investigations	Classified	137,745	31,998		Y
P	SUV	2014	Ford Explorer MP 4-door	Domino	Undercover Investigations	Classified	164,887	23,028	Y	
P	MIDSIZE SEDAN	2014	Chevrolet Impala 4-door	Unassigned	Undercover Investigations	Classified	128,760	12,102		
P	TRUCK	2014	Dodge Ram 1500 4W Crew Cab	Jones	Undercover Investigations	Classified	162,508	25,519	Y	
P	TRUCK	2014	Dodge Ram 1500 4W Crew Cab	McDivitt	Undercover Investigations	Classified	186,297	24,488	Y	
P	TRUCK	2014	Dodge Ram 1500 4W Crew Cab	Carr	Undercover Investigations	Classified	134,219	21,718		Y
P	MIDSIZE SEDAN	2015	Dodge Charger 4-door	Dortch	Undercover Investigations	Classified	139,321	26,636		Y
P	MIDSIZE SEDAN	2015	Ford Sedan 4-door	Drake	Undercover Investigations	Classified	109,763	8,429		
P	MIDSIZE SEDAN	2015	Ford Sedan 4-door	Muirhead	Undercover Investigations	Classified	100,409	8,371		
P	MIDSIZE SEDAN	2015	Ford Sedan 4-door	McDaniel	Undercover Investigations	Classified	134,396	27,639		Y

Vehicle Type: (P)assenger/(W)ork

**VEHICLE INVENTORY
AS OF JUNE 30, 2022**

Attorney General (070-00)

Name of Agency

Vehicle Type	Vehicle Description	Model Year	Model	Person(s) Assigned To	Purpose/Use	Tag Number	Mileage on 6-30-2022	Average Miles per Year	Replacement Proposed	
									FY2023	FY2024
P	MIDSIZE SEDAN	2015	Ford Sedan 4-door	Watson	Undercover Investigations	Classified	85,424	9,798		
P	MIDSIZE SEDAN	2015	Ford Sedan 4-door	Hutson	Undercover Investigations	Classified	143,086	11,051		Y
P	SUV	2015	Ford Explorer UT 4W 4-door	Young	Undercover Investigations	Classified	178,344	23,396	Y	
P	SUV	2015	Ford Explorer UT 4-door	Gulledge	Undercover Investigations	Classified	101,322	19,014		
P	MIDSIZE SEDAN	2015	Dodge Charger 4-door	Hatch	Undercover Investigations	Classified	162,144	28,215	Y	
P	TRUCK	2016	Dodge Ram 1500 4W Crew Cab	Hendricks	Undercover Investigations	Classified	135,026	33,410		Y
P	MIDSIZE SEDAN	2015	Dodge Charger 4-door	Mathis	Undercover Investigations	Classified	82,426	14,371		
P	MIDSIZE SEDAN	2015	Dodge Charger 4-door	Sprowles	Undercover Investigations	Classified	157,704	22,494		Y
P	MIDSIZE SEDAN	2016	Dodge Charger 4-door	Lynch	Undercover Investigations	Classified	99,254	32,086		
P	MIDSIZE SEDAN	2016	Dodge Charger 4-door	Mangus	Undercover Investigations	Classified	118,393	17,799		
P	MIDSIZE SEDAN	2016	Chevrolet Impala 4-door	Willis	Undercover Investigations	Classified	120,984	18,474		
P	MIDSIZE SEDAN	2016	Chevrolet Impala 4-door	Garrett	Undercover Investigations	Classified	101,121	18,435		
P	SUV	2016	Chevrolet Tahoe TPL 2WD 4-door	Allen	Undercover Investigations	Classified	107,521	13,807		
P	TRUCK	2017	Ford F-150 XCG Crew Cab	Burlison	Undercover Investigations	Classified	117,929	23,628		
P	TRUCK	2017	Ford F-150 XL Super Cab	Mardis	Undercover Investigations	Classified	127,535	24,272		
P	TRUCK	2017	Ford F-150 XCG Super Cab	Wiginton	Undercover Investigations	Classified	102,298	27,749		
P	SUV	2017	Dodge Durango UT 4-door	Rice	Undercover Investigations	Classified	148,910	25,319		Y
P	SUV	2017	Chevrolet Traverse 4-door	Wright	Undercover Investigations	Classified	77,130	11,348		
P	MIDSIZE SEDAN	2017	Chevrolet Impala 4-door	Rogers	Undercover Investigations	Classified	135,989	26,722		

Vehicle Type: (P)assenger/(W)ork

**VEHICLE INVENTORY
AS OF JUNE 30, 2022**

Attorney General (070-00)

Name of Agency

Vehicle Type	Vehicle Description	Model Year	Model	Person(s) Assigned To	Purpose/Use	Tag Number	Mileage on 6-30-2022	Average Miles per Year	Replacement Proposed	
									FY2023	FY2024
P	SUV	2017	Ford Explorer SU 4-door	Statham	Undercover Investigations	Classified	130,316	21,822		
P	MIDSIZE SEDAN	2018	Ford Taurus SD 4-door	Spradling	Undercover Investigations	Classified	80,398	18,304		
P	MIDSIZE SEDAN	2018	Ford Taurus SD 4-door	Clark	Undercover Investigations	Classified	92,659	23,459		
P	MIDSIZE SEDAN	2019	Dodge Charger 4-door	Unassigned	Undercover Investigations	Classified	72,062	40,618		
P	MIDSIZE SEDAN	2019	Dodge Charger 4-door	Ray	Undercover Investigations	Classified	77,888	25,931		
P	MIDSIZE SEDAN	2019	Dodge Charger 4-door	McNeal	Undercover Investigations	Classified	82,349	20,583		
P	MIDSIZE SEDAN	2018	Ford Taurus SD 4-door	Benton	Undercover Investigations	Classified	90,323	17,993		
P	TRUCK	2019	Ford F-150 Crew Cab	Hannah	Undercover Investigations	Classified	46,131	8,999		
P	SUV	2019	Ford Expedition 4-door	Boldig-Plato	Undercover Investigations	Classified	29,715	12,377		
P	SUV	2021	Dodge Durango PPV	Horner	Undercover Investigations	Classified	9,686	7,922		
P	SUV	2021	Dodge Durango PPV	Ferguson	Undercover Investigations	Classified	17,455	15,543		
P	TRUCK	2021	Chevrolet Silverado 1500 SSV Truck	Zollicoffer	Undercover Investigations	Classified	17,163	13,761		
P	TRUCK	2021	Chevrolet Silverado 1500 SSV Truck	White	Undercover Investigations	Classified	19,630	15,743		
P	TRUCK	2021	Chevrolet Silverado 1500 SSV Truck	Sims	Undercover Investigations	Classified	36,393	26,017		
P	SUV	2021	Chevrolet Tahoe 4-door	Munday	Undercover Investigations	Classified	14,158	14,158		
P	TRUCK	2022	Chevrolet Silverado 1500 SSV Truck	Faulk	Undercover Investigations	Classified	5,694	5,694		
P	TRUCK	2022	Chevrolet Silverado 1500 SSV Truck	Unassigned	Undercover Investigations	Classified	6,452	6,452		

**VEHICLE POOL MEMBER LIST
2024 BUDGET REQUEST**

Attorney General (070-00)

Name of Agency

**PRIORITY OF DECISION UNITS
FISCAL YEAR 2024**

Attorney General (070-00)

Name of Agency

Program	Decision Unit	Object	Amount
----------------	----------------------	---------------	---------------

CAPITAL LEASES

Attorney General (070-00)

Name of Agency

VENDOR/ ITEM LEASED	Original Date of Lease	Original No. of Months of Lease	No. of Months Remaining on 6-30-22	Last Payment Date	Interest Rate	Amount of Each Payment			Total of Payments To Be Made										
						Actual FY 2022			Estimated FY 2023			Requested FY 2024							
						Principal	Interest	Total	Principal	Interest	Total	Principal	Interest	Total					

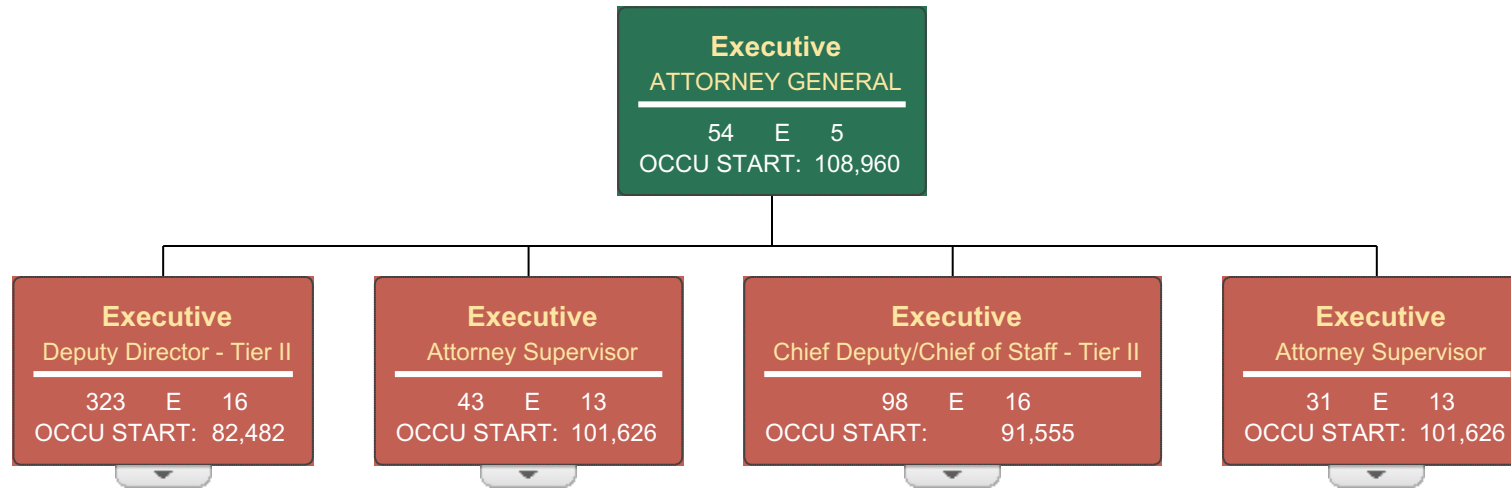
Summary of 3% General Fund Program Reduction to FY 2023 Appropriated Funding by Major Object

Attorney General (070-00)

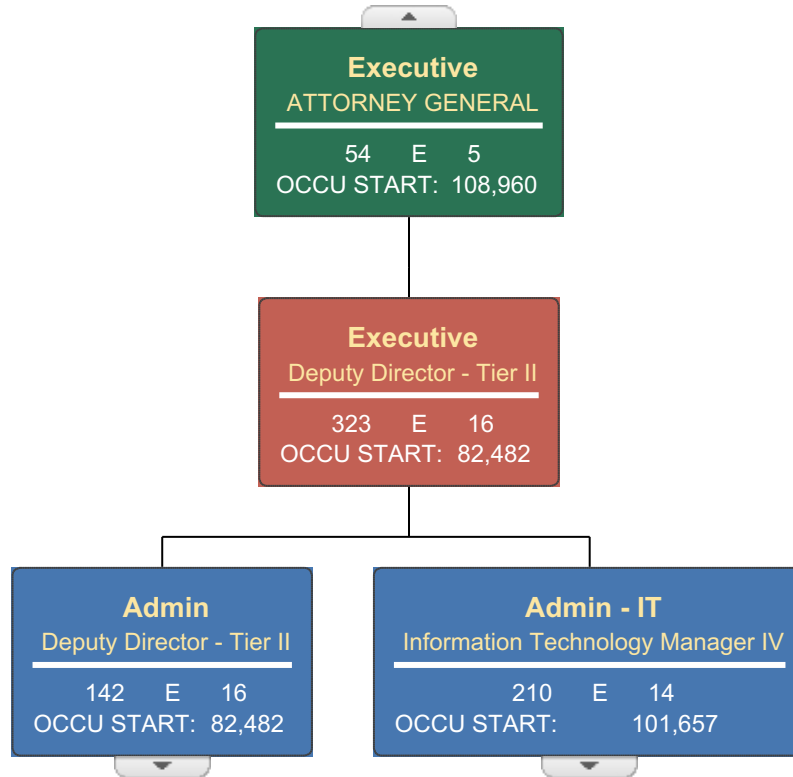
Name of Agency

Major Object	FY2023 General Fund Reduction	EFFECT ON FY2023 STATE SUPPORT SPECIAL FUNDS	EFFECT ON FY2023 FEDERAL FUNDS	EFFECT ON FY2023 OTHER SPECIAL FUNDS	TOTAL 3% REDUCTIONS
SALARIES, WAGES, FRINGE	(722,693)				(722,693)
TRAVEL	(12,361)				(12,361)
CONTRACTUAL	(75,969)				(75,969)
COMMODITIES	(17,005)				(17,005)
OTHER THAN EQUIPMENT					
EQUIPMENT	(10,125)				(10,125)
VEHICLES	(9,000)				(9,000)
WIRELESS COMM. DEVS.					
SUBSIDIES, LOANS, ETC	(48,580)				(48,580)
TOTALS	(895,733)				(895,733)

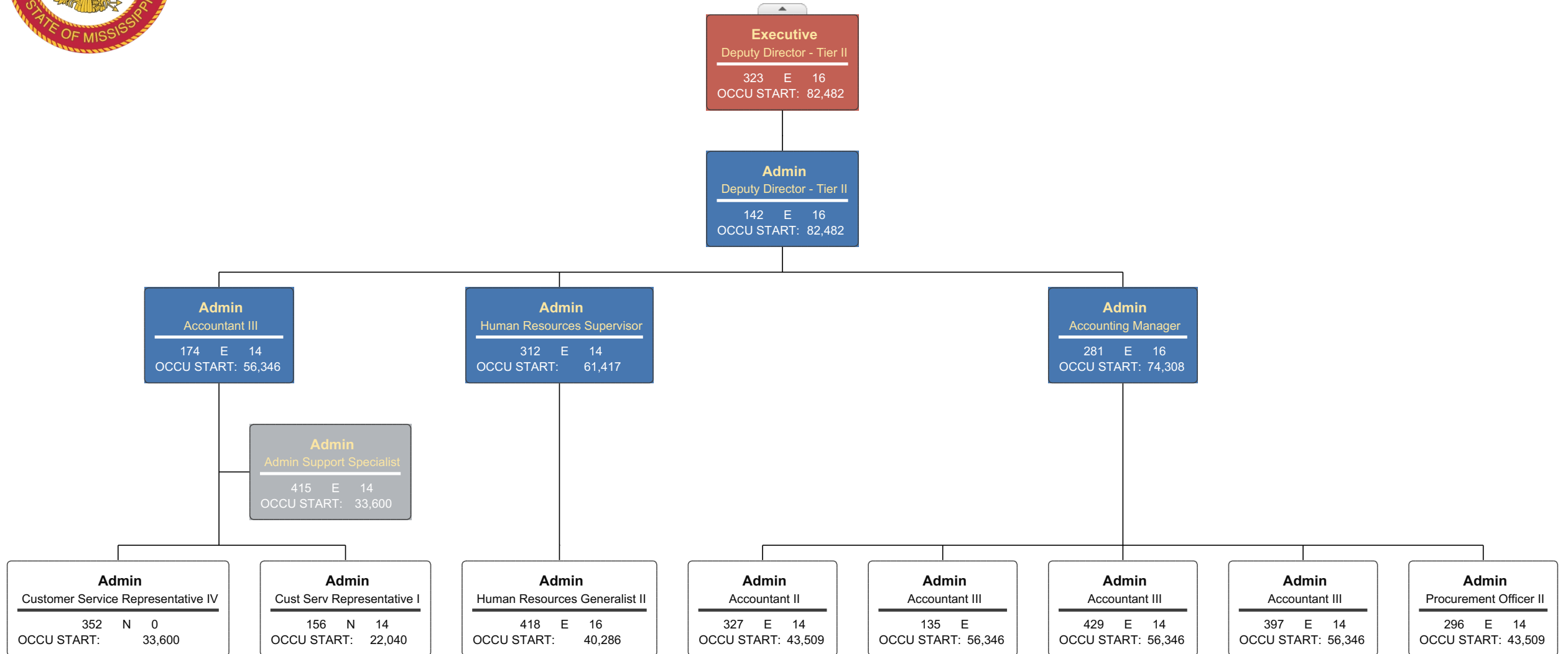
Office of the Attorney General



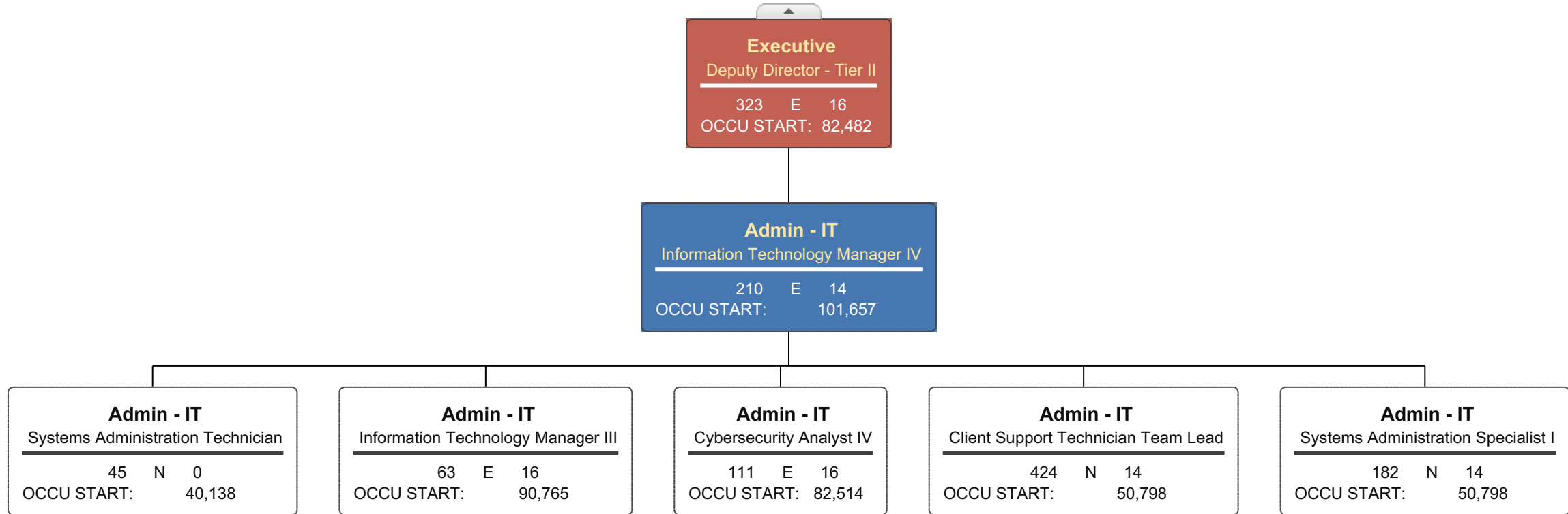
Administrative Services



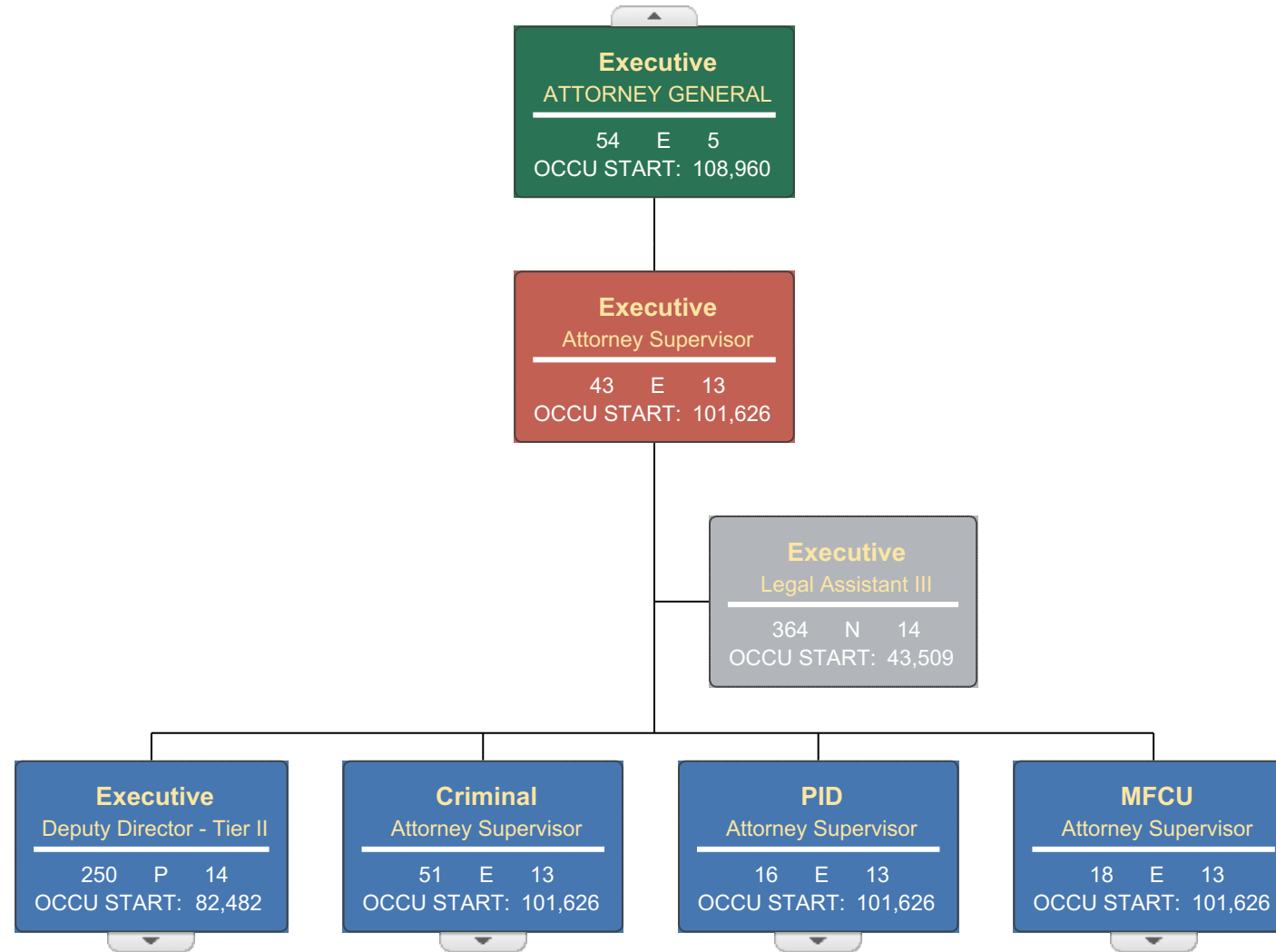
Accounting and Business Services



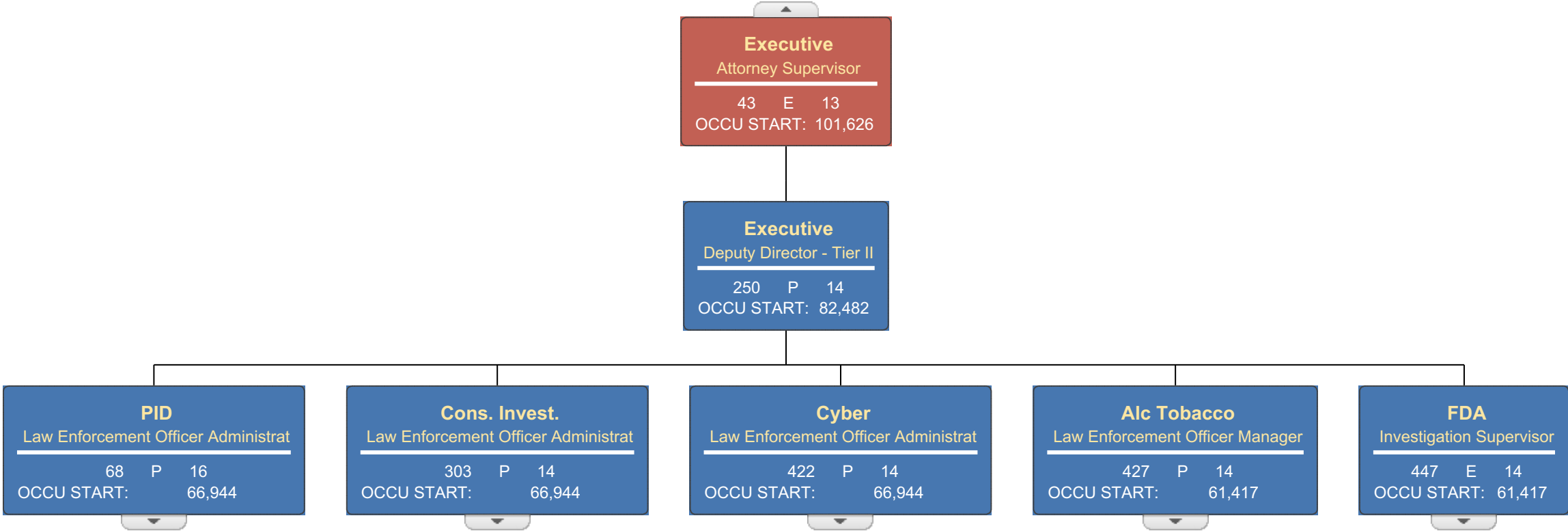
Information Technology



Criminal

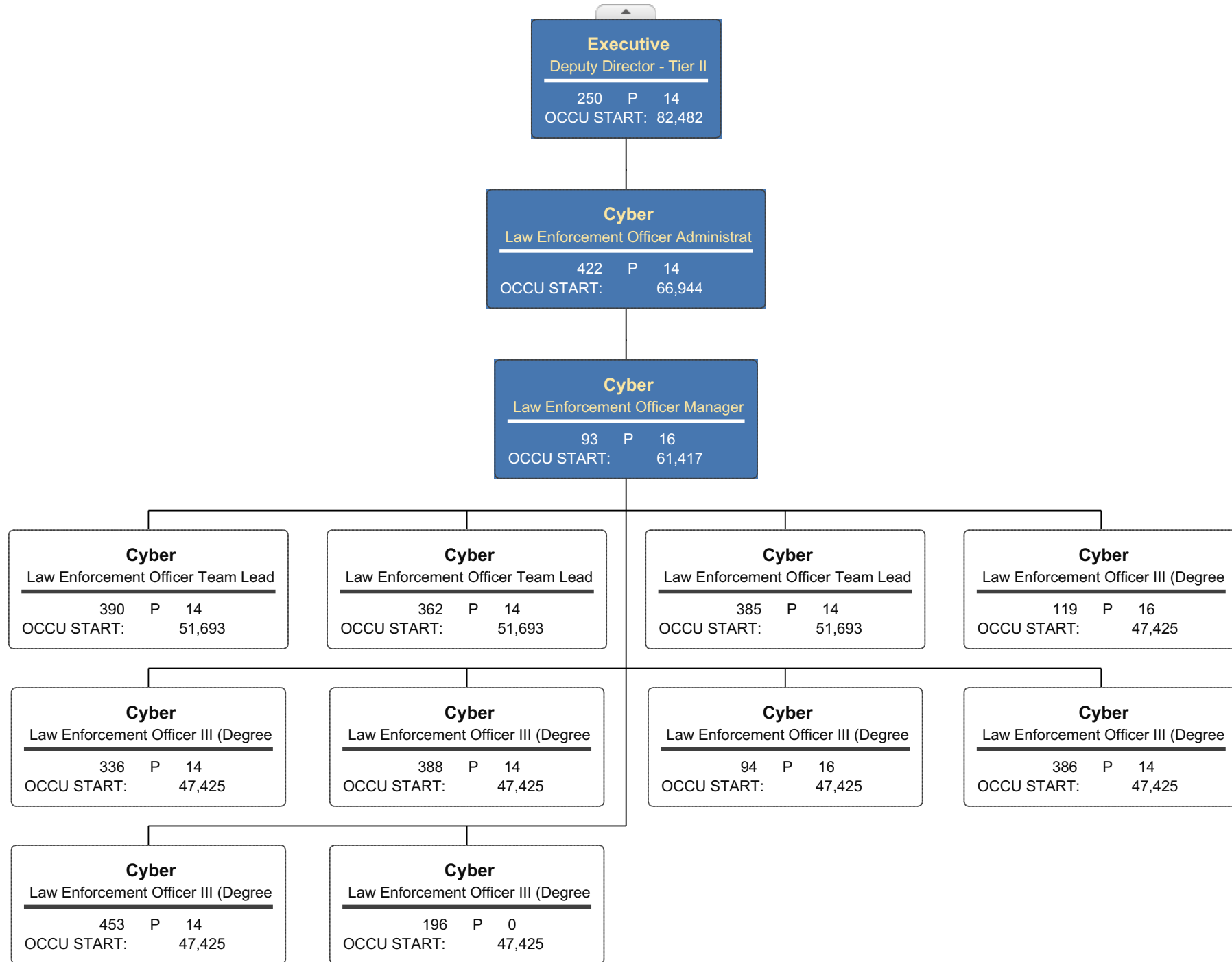


Investigations

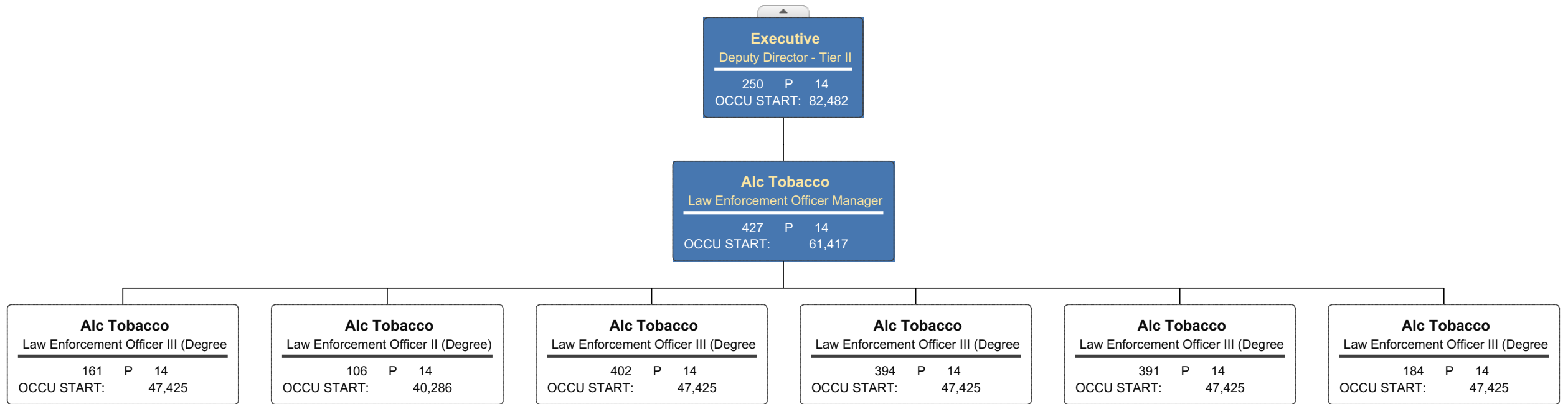




Cyber Investigations

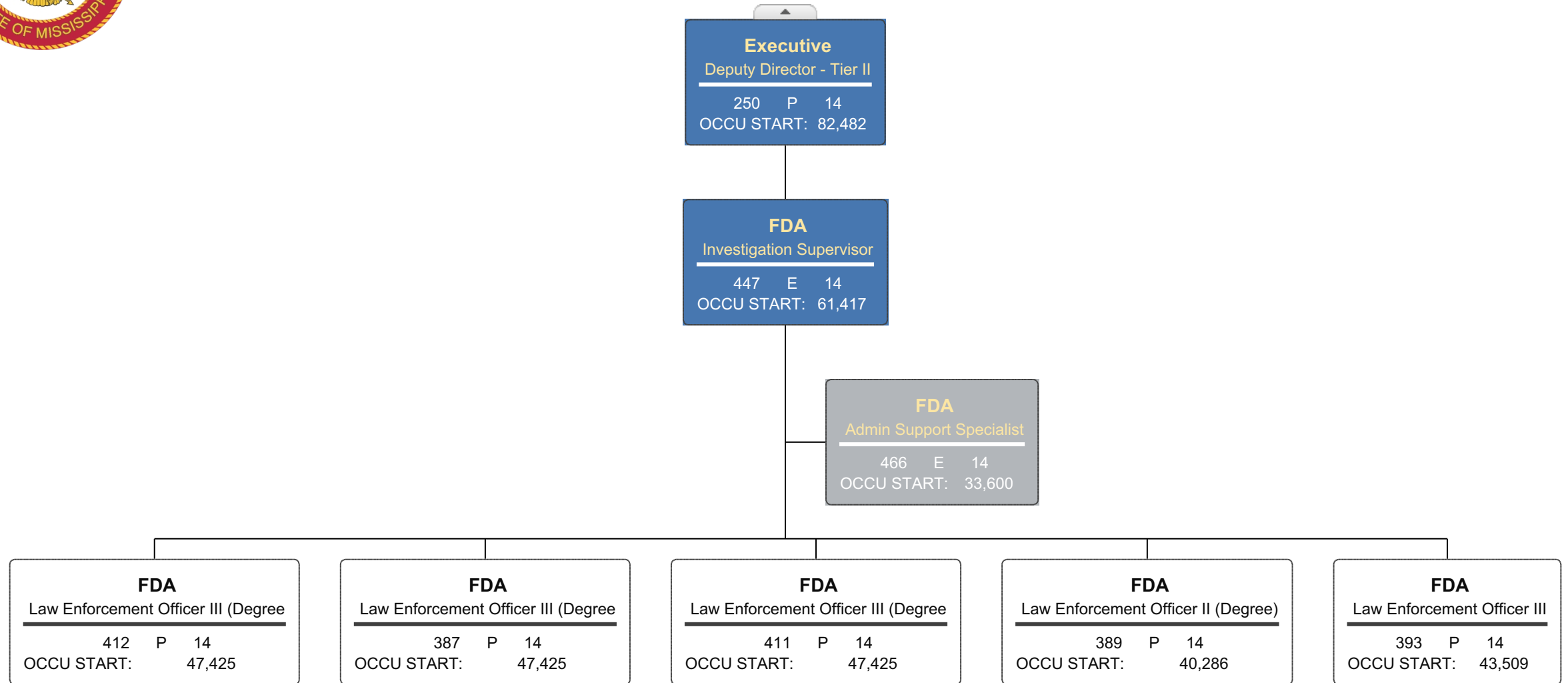


Alcohol Tobacco Investigations

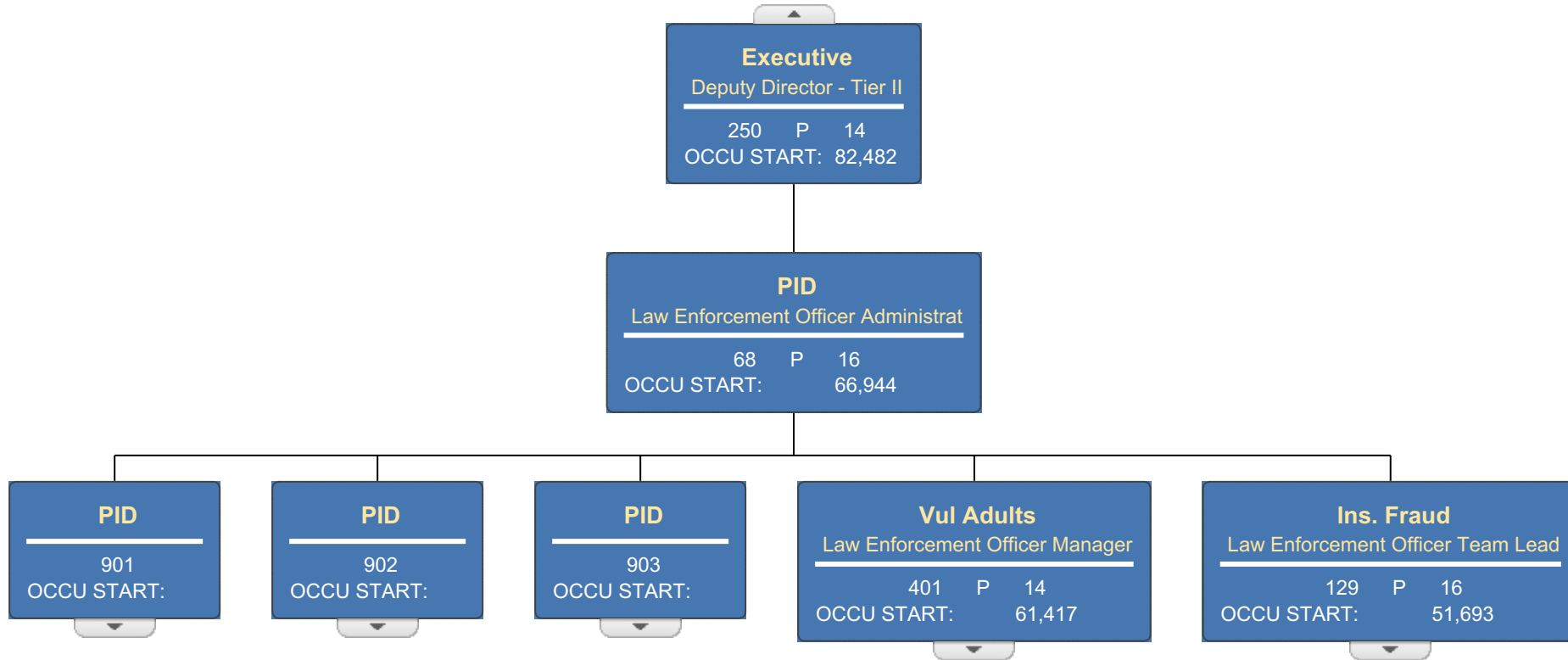




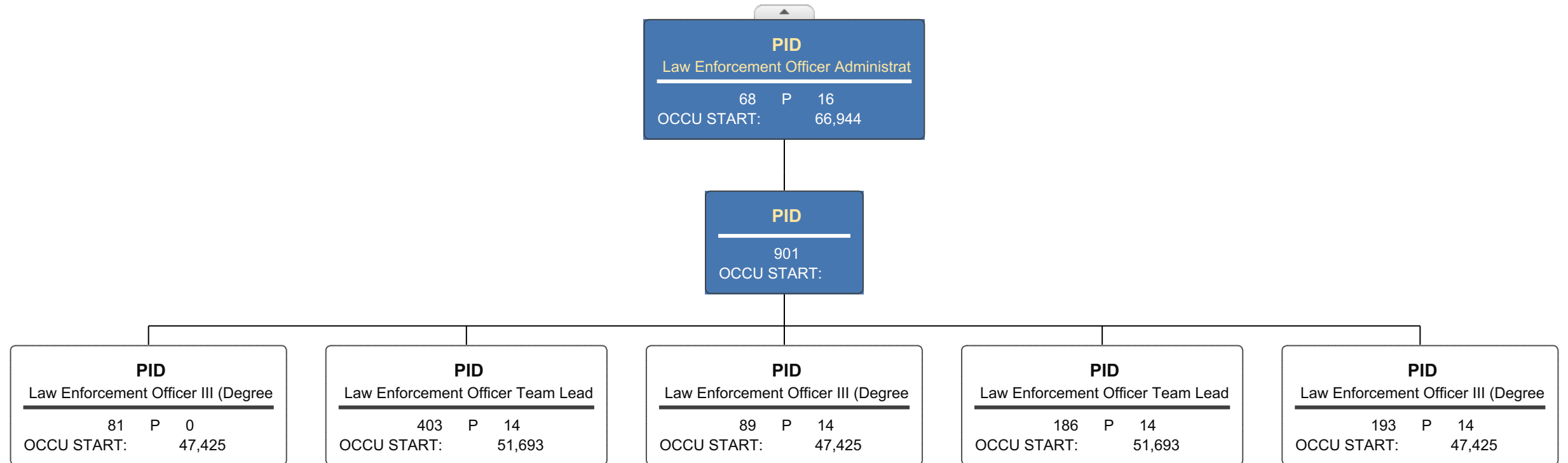
FDA



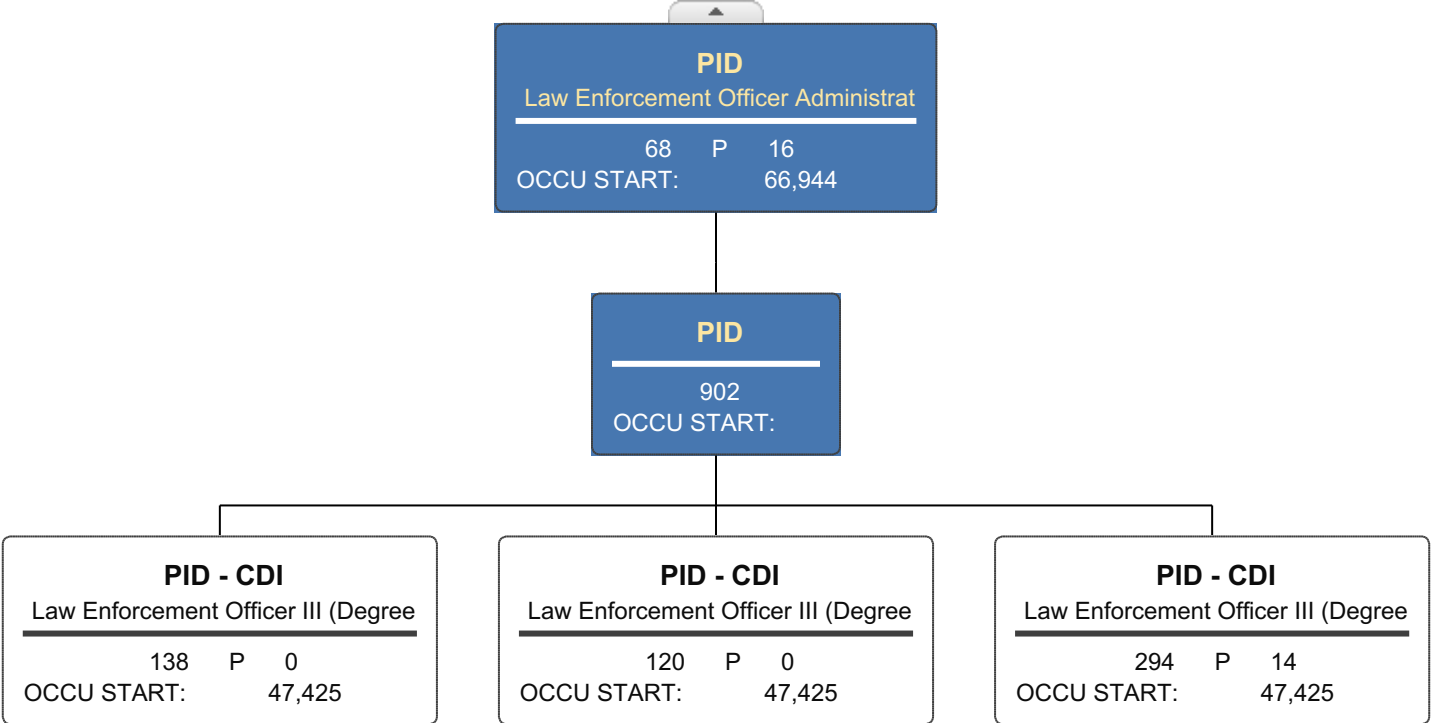
Public Integrity Investigations



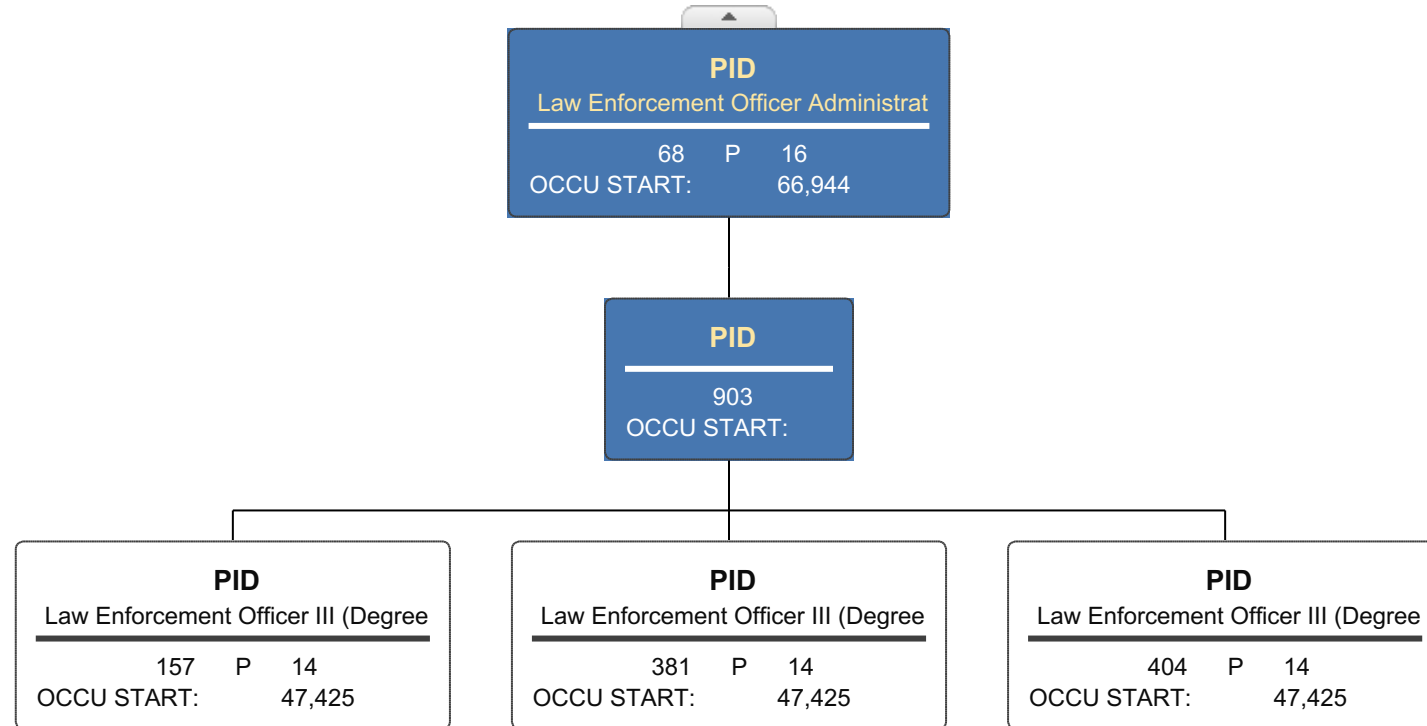
White Collar Crime & Corruption Investigations



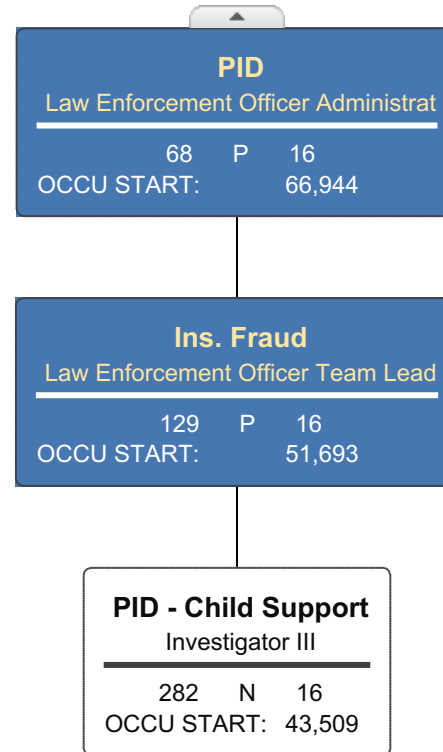
Cooperative Disability Investigations



Human Trafficking Investigations



Insurance Fraud Investigations



Vulnerable Persons Investigations



PID		
<u>Law Enforcement Officer Administrat</u>		
68	P	16
OCCU START:		66,944

Vul Adults		
<u>Law Enforcement Officer Manager</u>		
401	P	14
OCCU START:		61,417

Vul Adults		
<u>Law Enforcement Officer III (Degree</u>		
355	P	0
OCCU START:		47,425

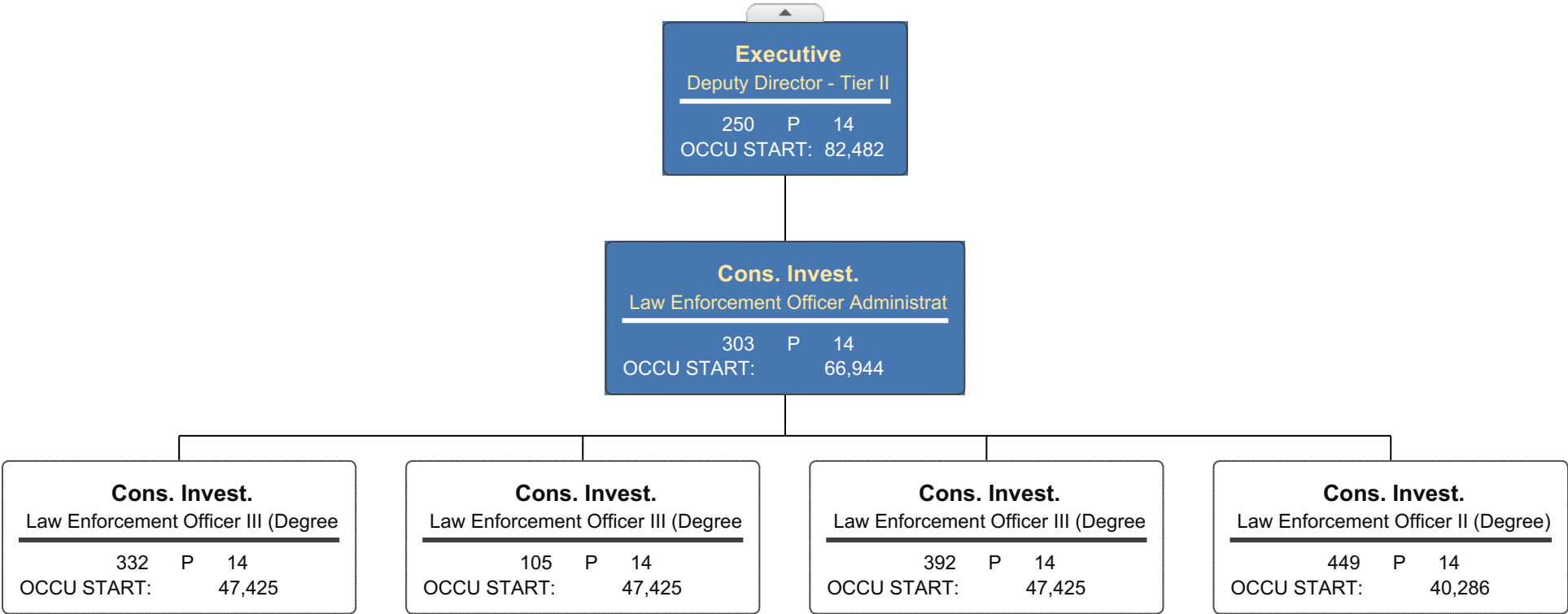
Vul Adults		
<u>Law Enforcement Officer III (Degree</u>		
162	P	14
OCCU START:		47,425

Vul Adults		
<u>Law Enforcement Officer III (Degree</u>		
92	P	0
OCCU START:		47,425

Vul Adults		
<u>Law Enforcement Officer III (Degree</u>		
181	P	14
OCCU START:		47,425

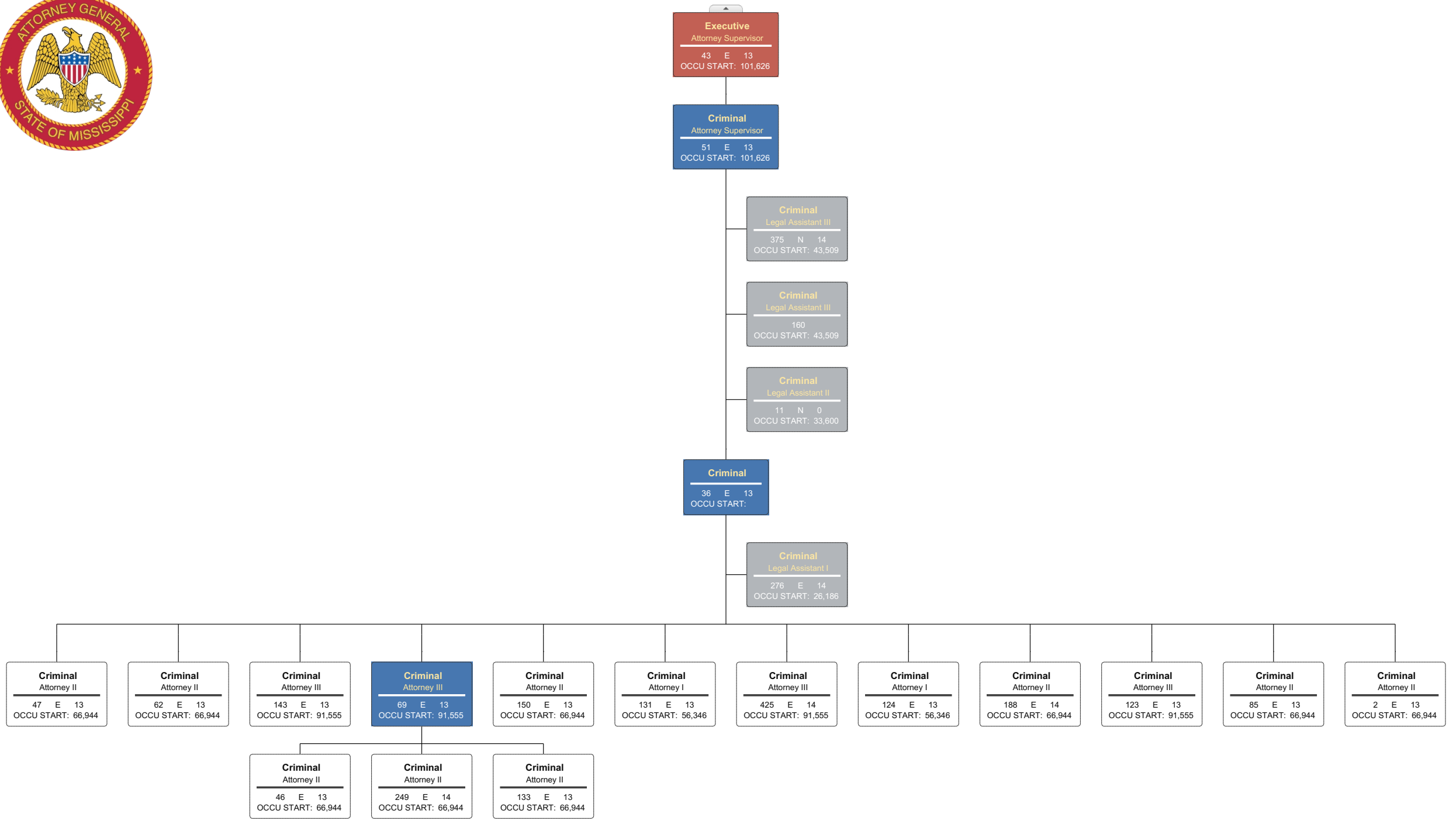
Vul Adults		
<u>Law Enforcement Officer III (Degree</u>		
450	P	14
OCCU START:		47,425

Consumer Investigations



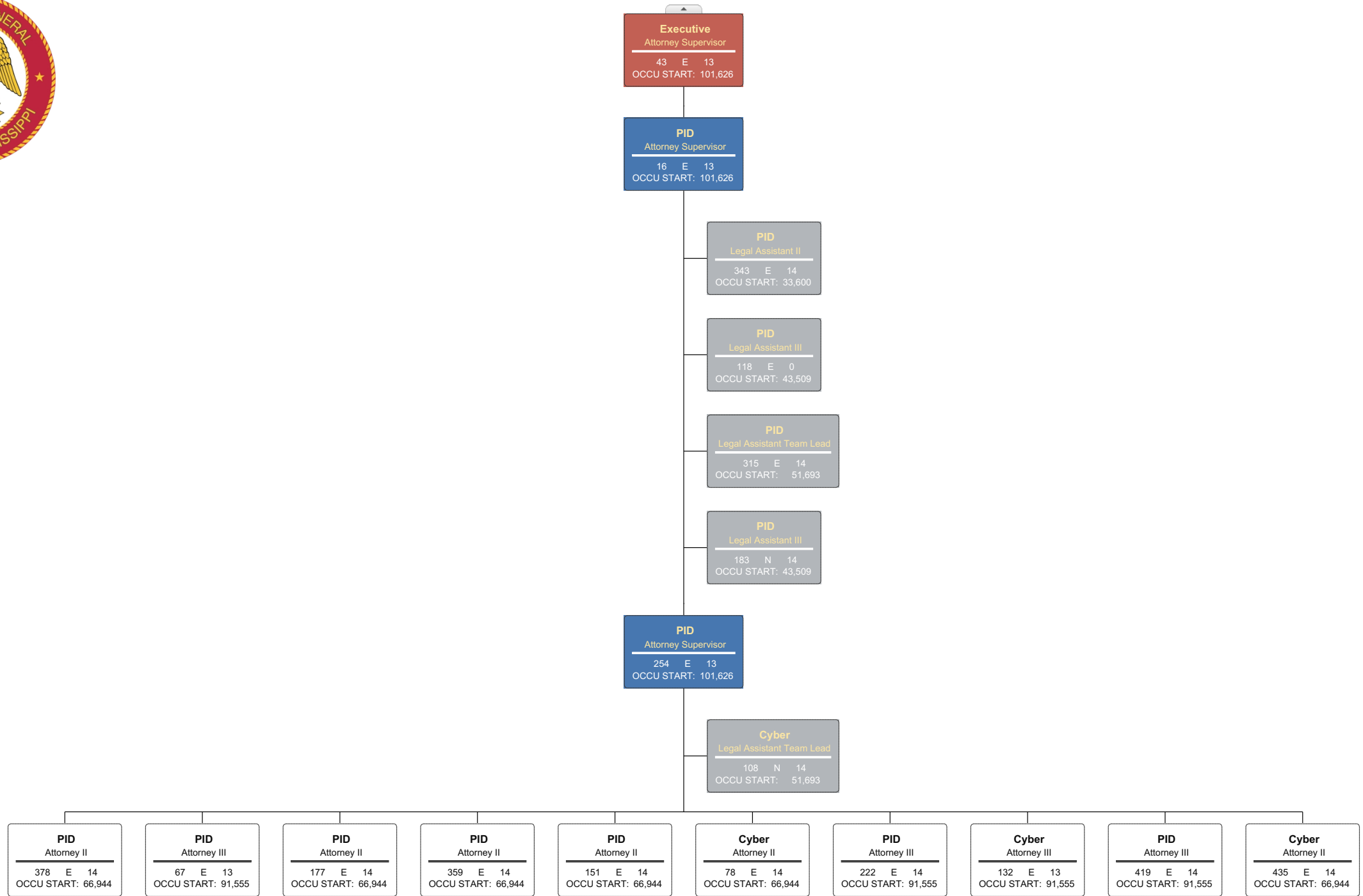


Criminal Appeals

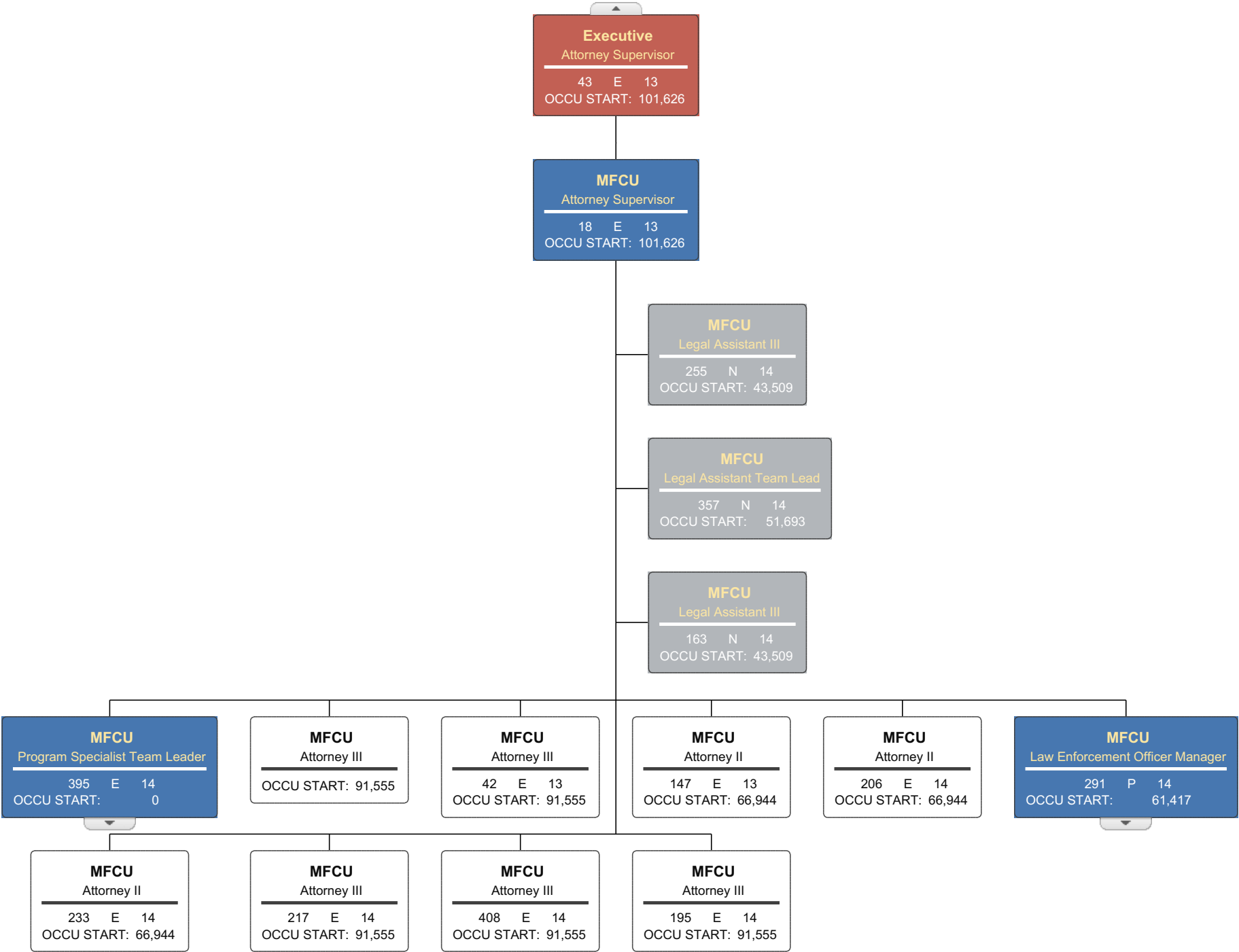




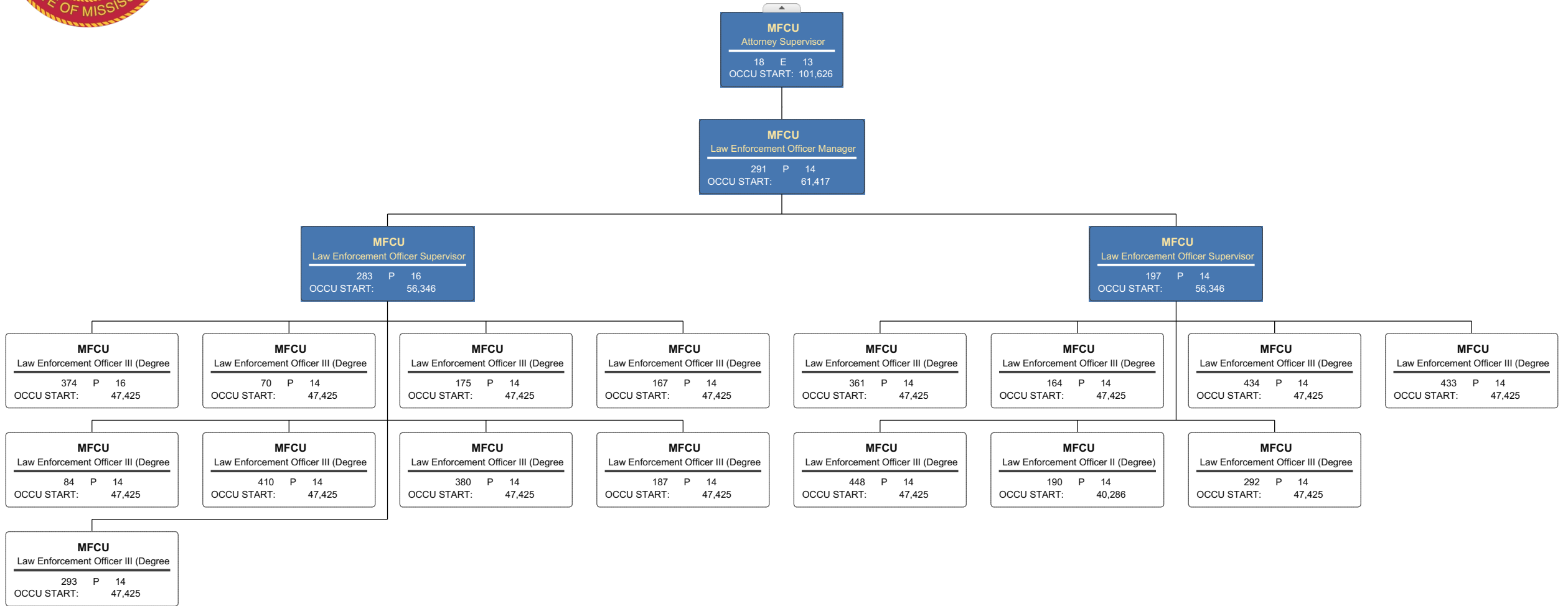
Public Integrity



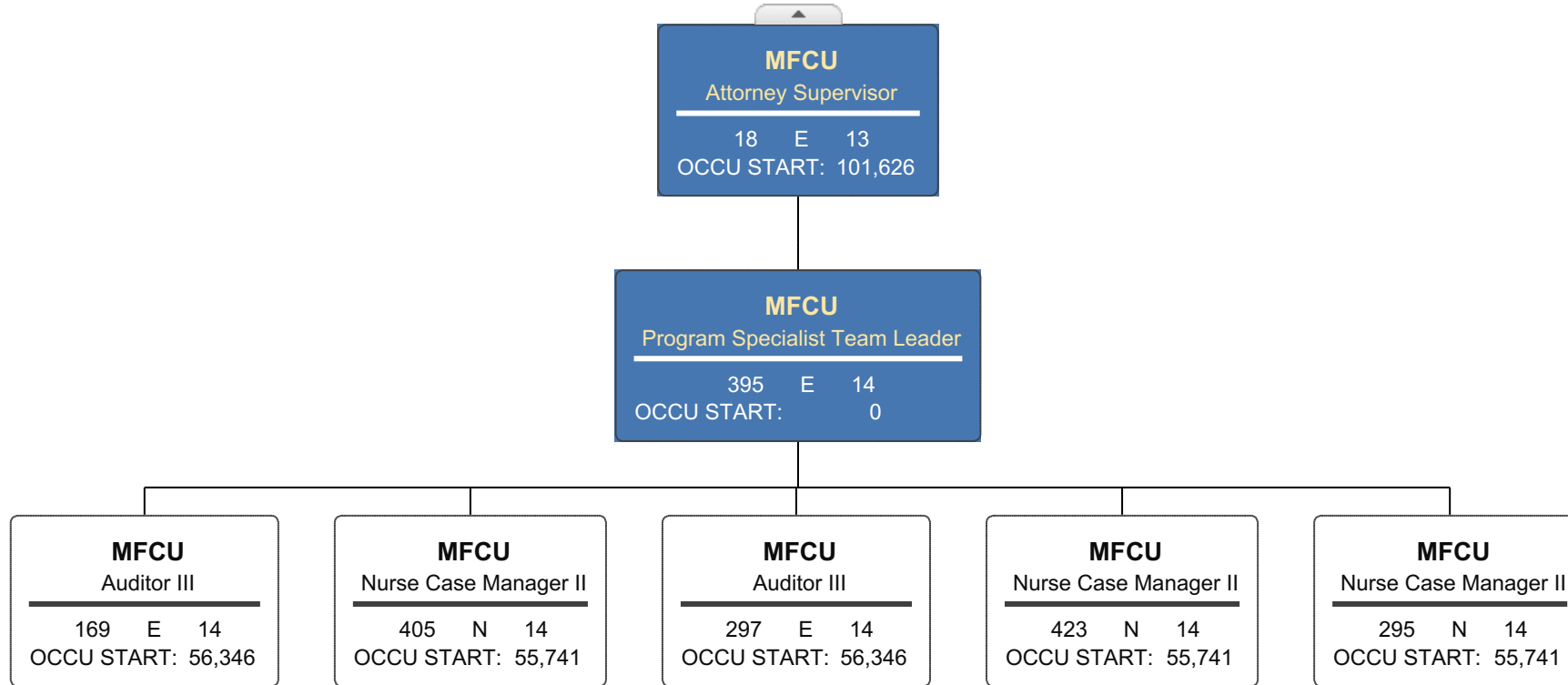
Medicaid Fraud Control Unit



Medicaid Fraud Control Unit - Investigations

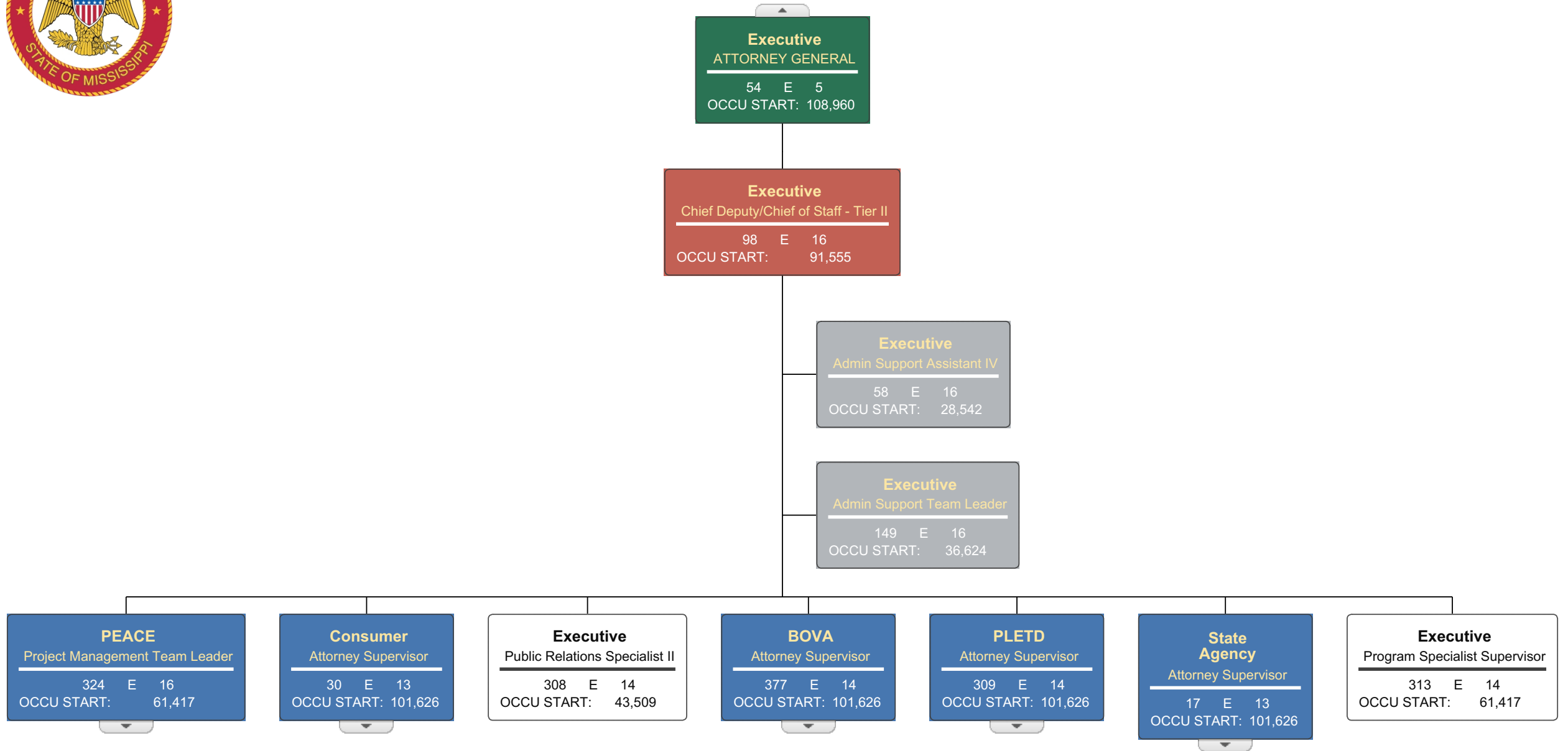


Medicaid Fraud Control Unit - Admin and Support





Chief of Staff



Public Education and Community Engagement



Executive
 Chief Deputy/Chief of Staff - Tier II

98 E 16
 OCCU START: 91,555

PEACE
 Project Management Team Leader

324 E 16
 OCCU START: 61,417

PEACE
 Admin Support Assistant IV

220 N 14
 OCCU START: 28,542

PEACE
 Admin Support Assistant IV

398 N 14
 OCCU START: 28,542

PEACE
 Project Management Team Leader

277 E 14
 OCCU START: 61,417

PEACE
 Project Manager II

406 E 14
 OCCU START: 56,346

PEACE
 Project Manager II

409 E 14
 OCCU START: 56,346

PEACE
 Customer Service Representative IV

240 E 14
 OCCU START: 33,600

PEACE
 Customer Service Representative IV

273 E 14
 OCCU START: 33,600

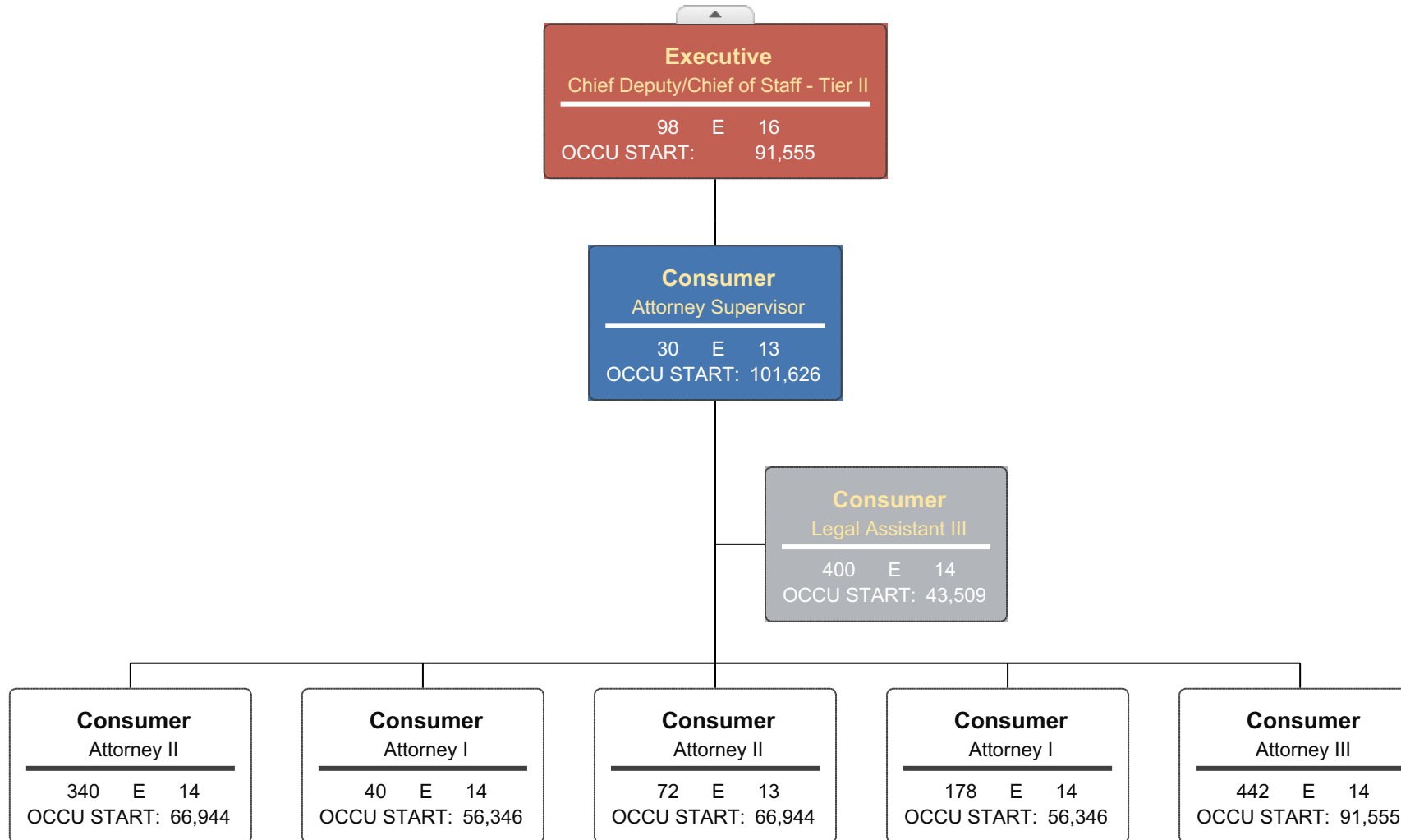
PEACE
 Customer Service Representative IV

166 E 14
 OCCU START: 33,600

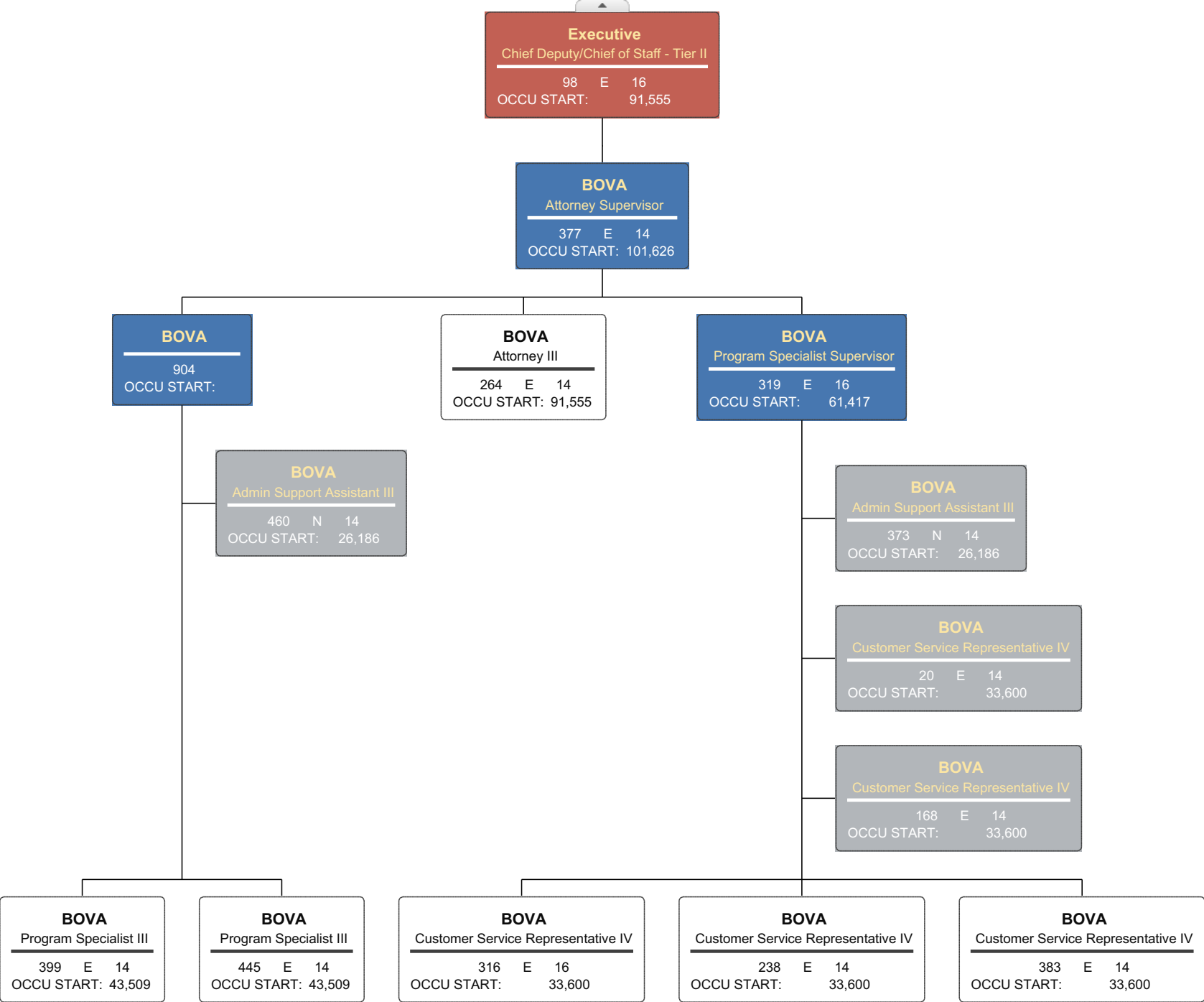
PEACE
 Customer Service Representative IV

32 E 16
 OCCU START: 33,600

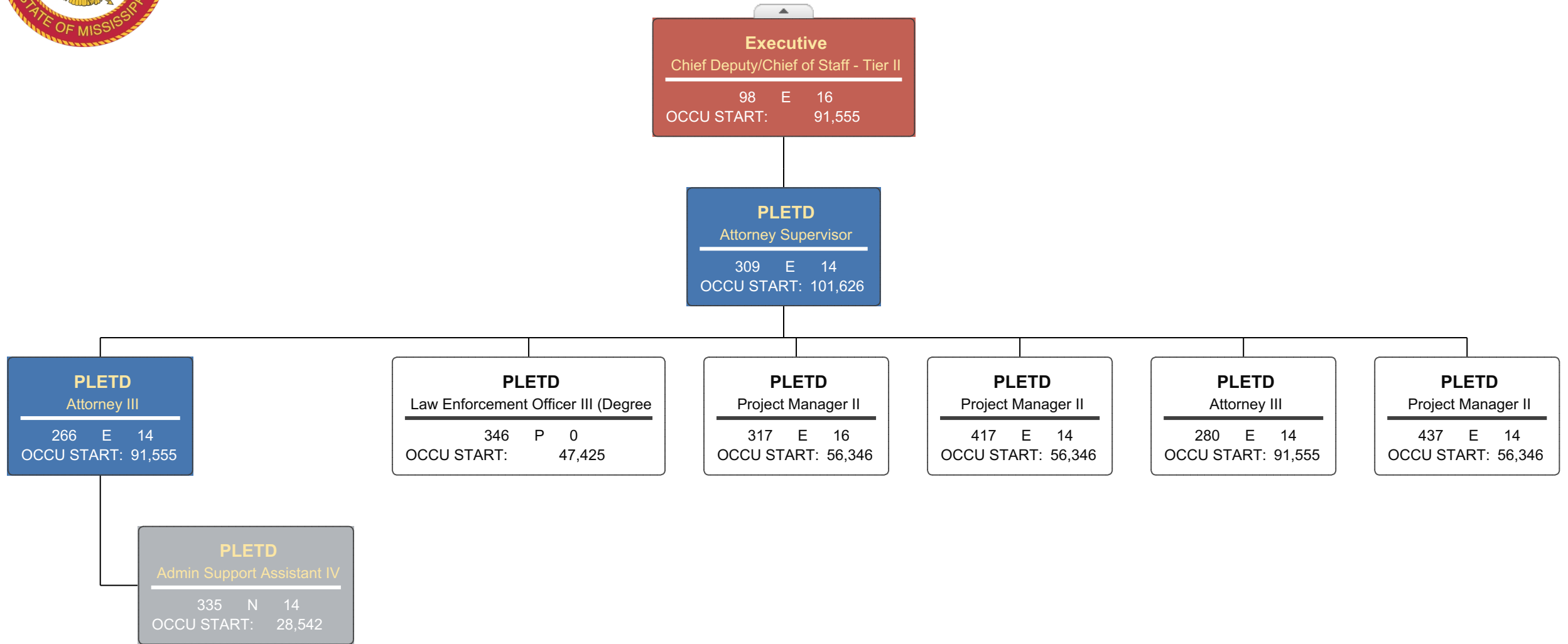
Consumer



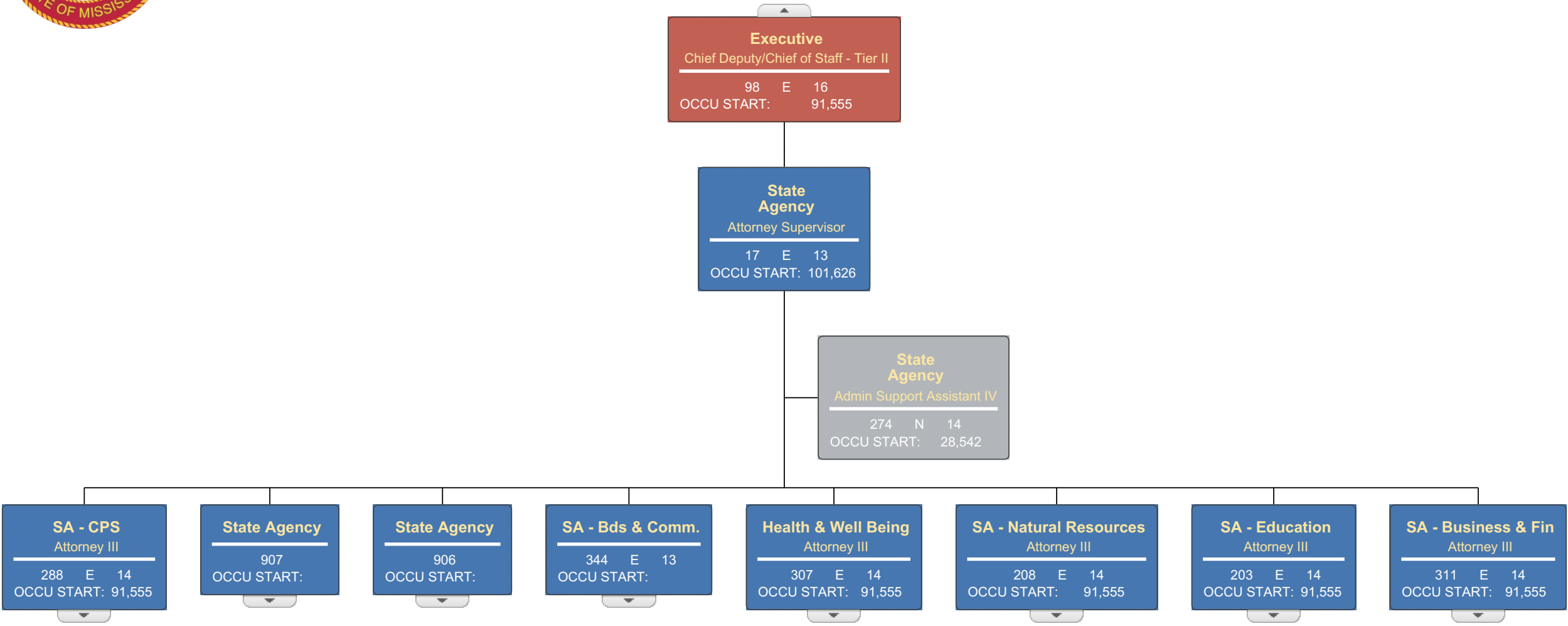
Bureau of Victim Assistance



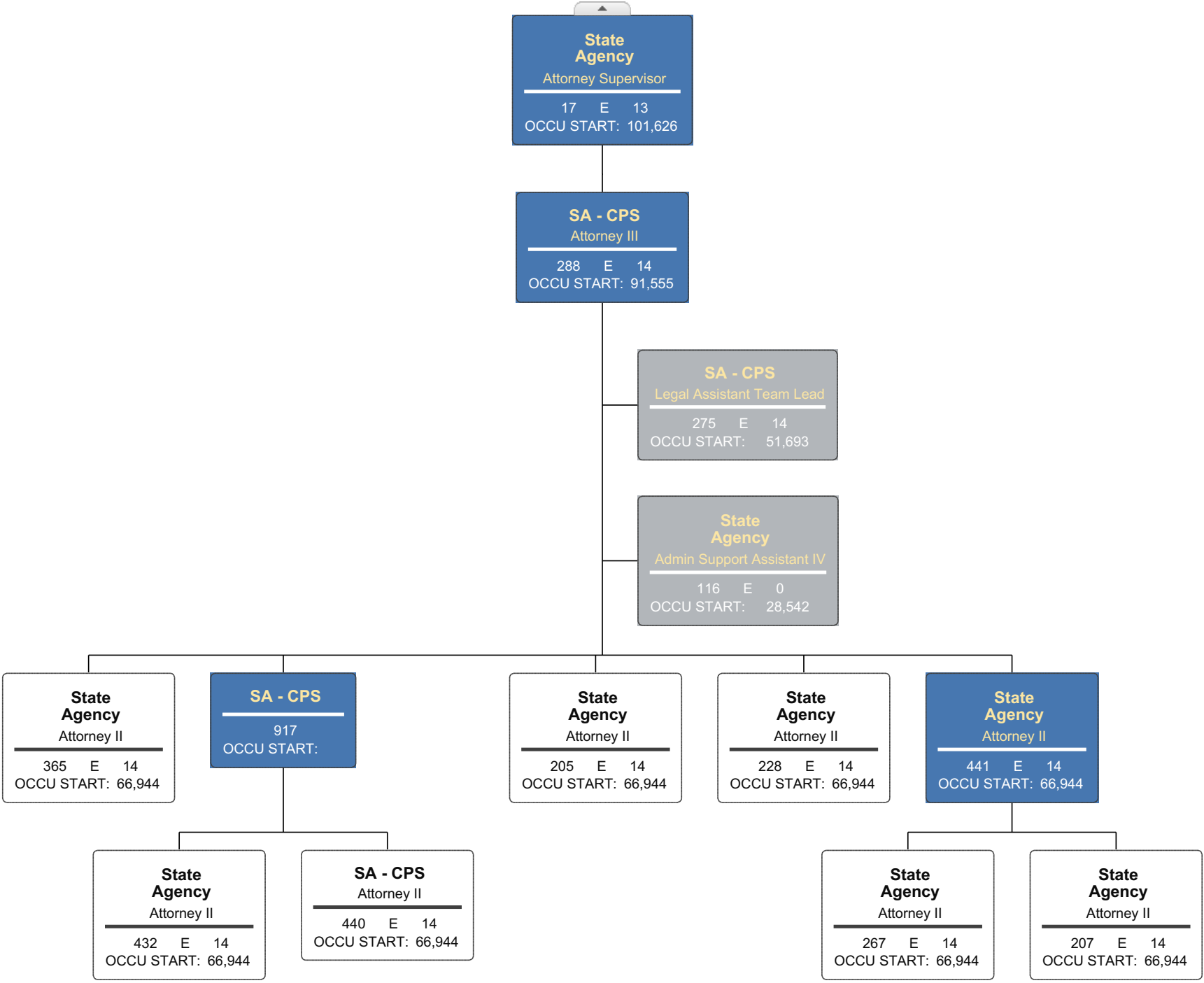
Prosecutor and Law Enforcement Training



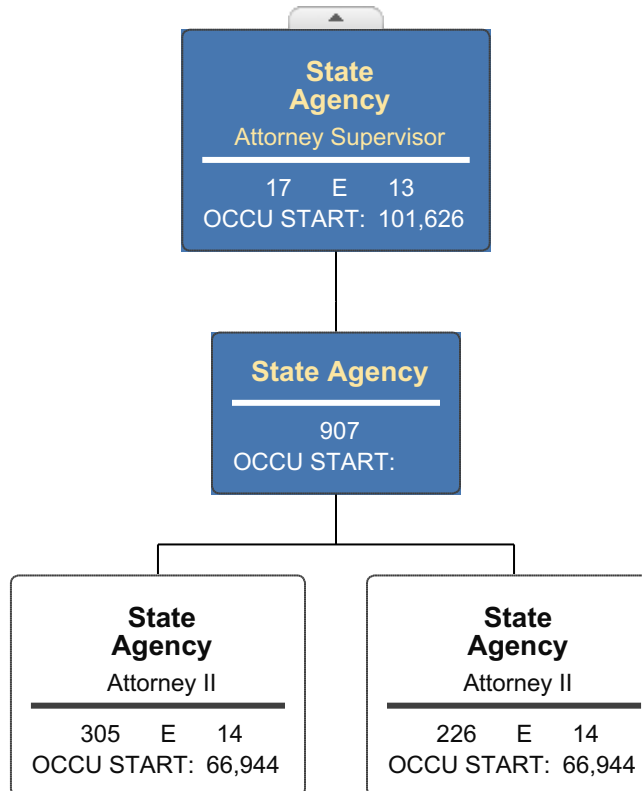
State Agency



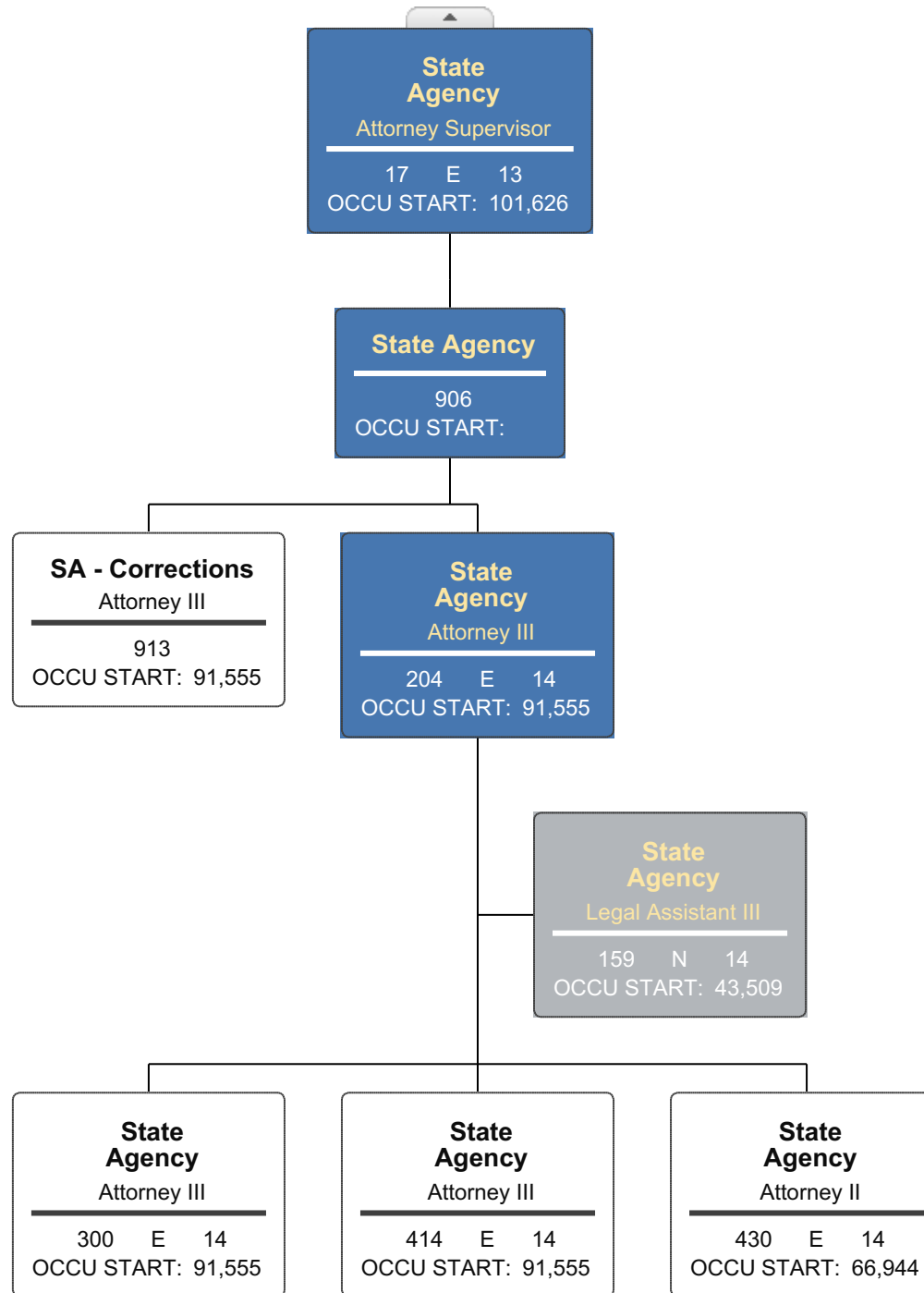
State Agency - Child Protective Services



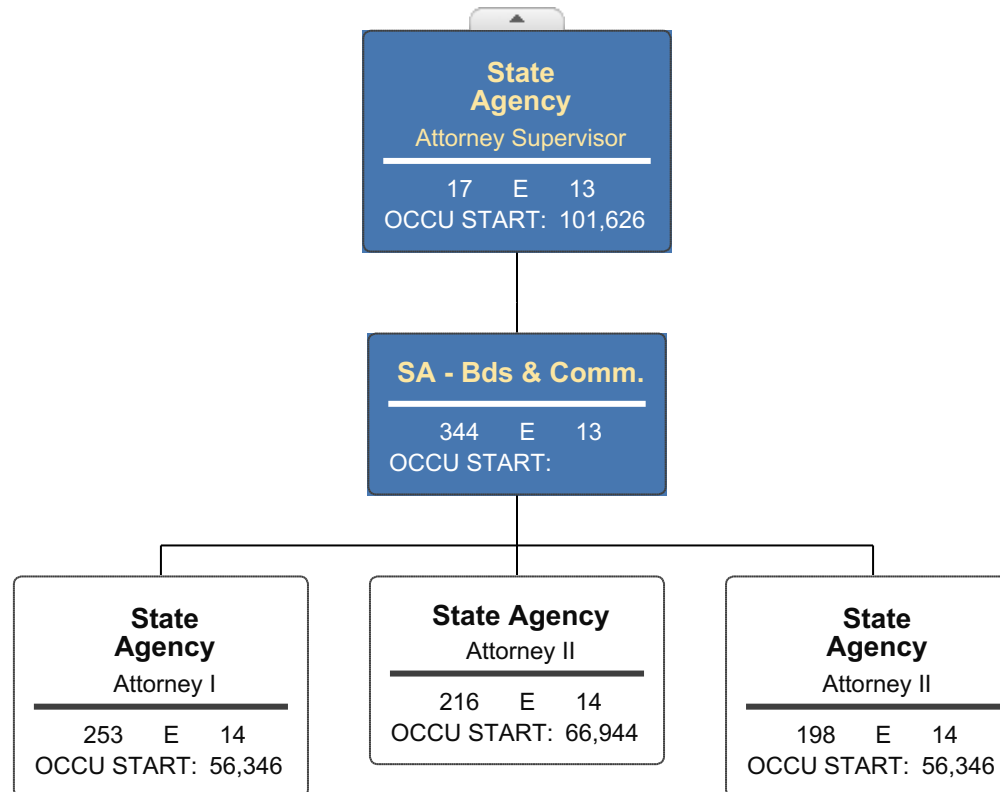
State Agency - Legal Services



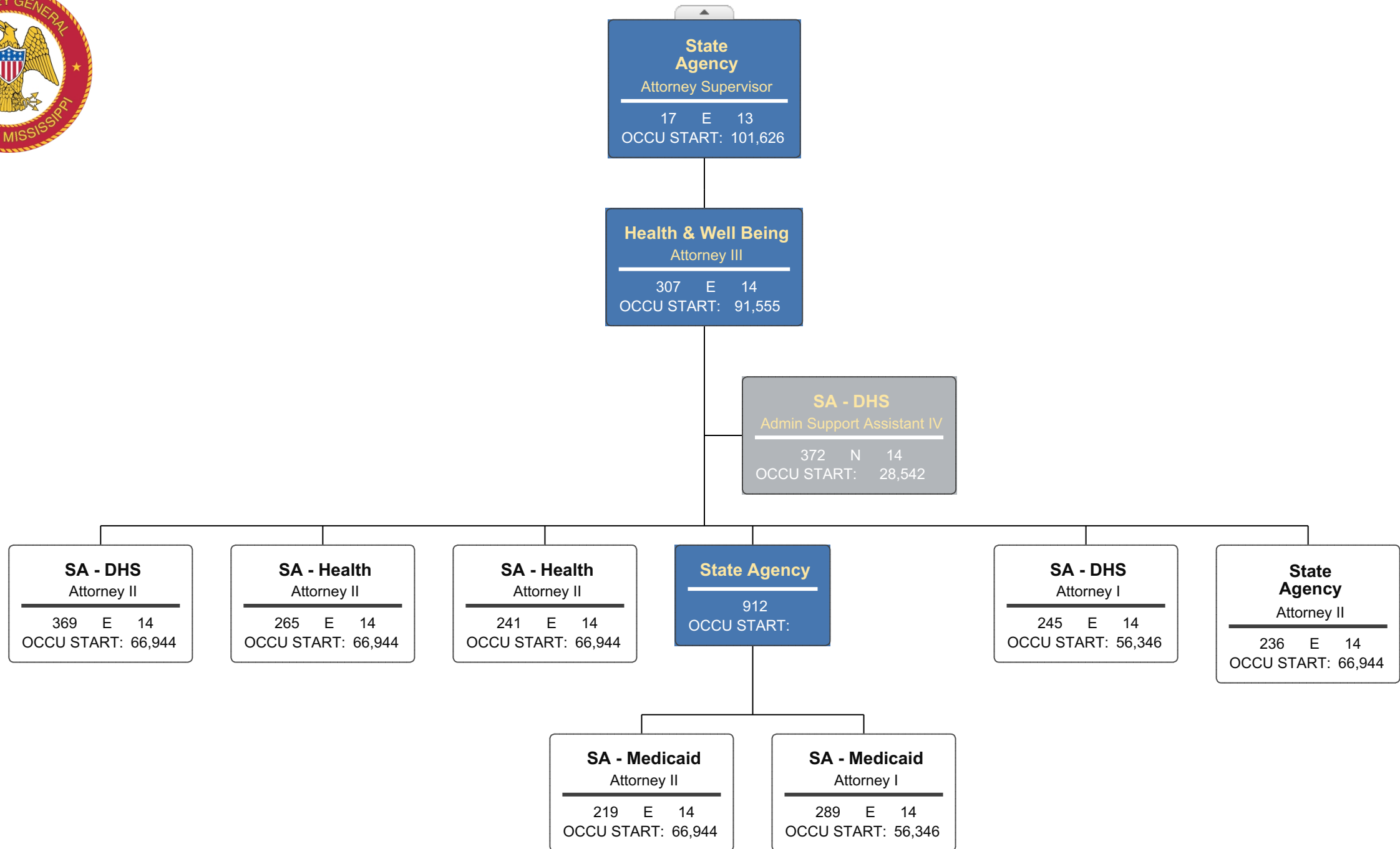
State Agency - Public Safety Infrastructure



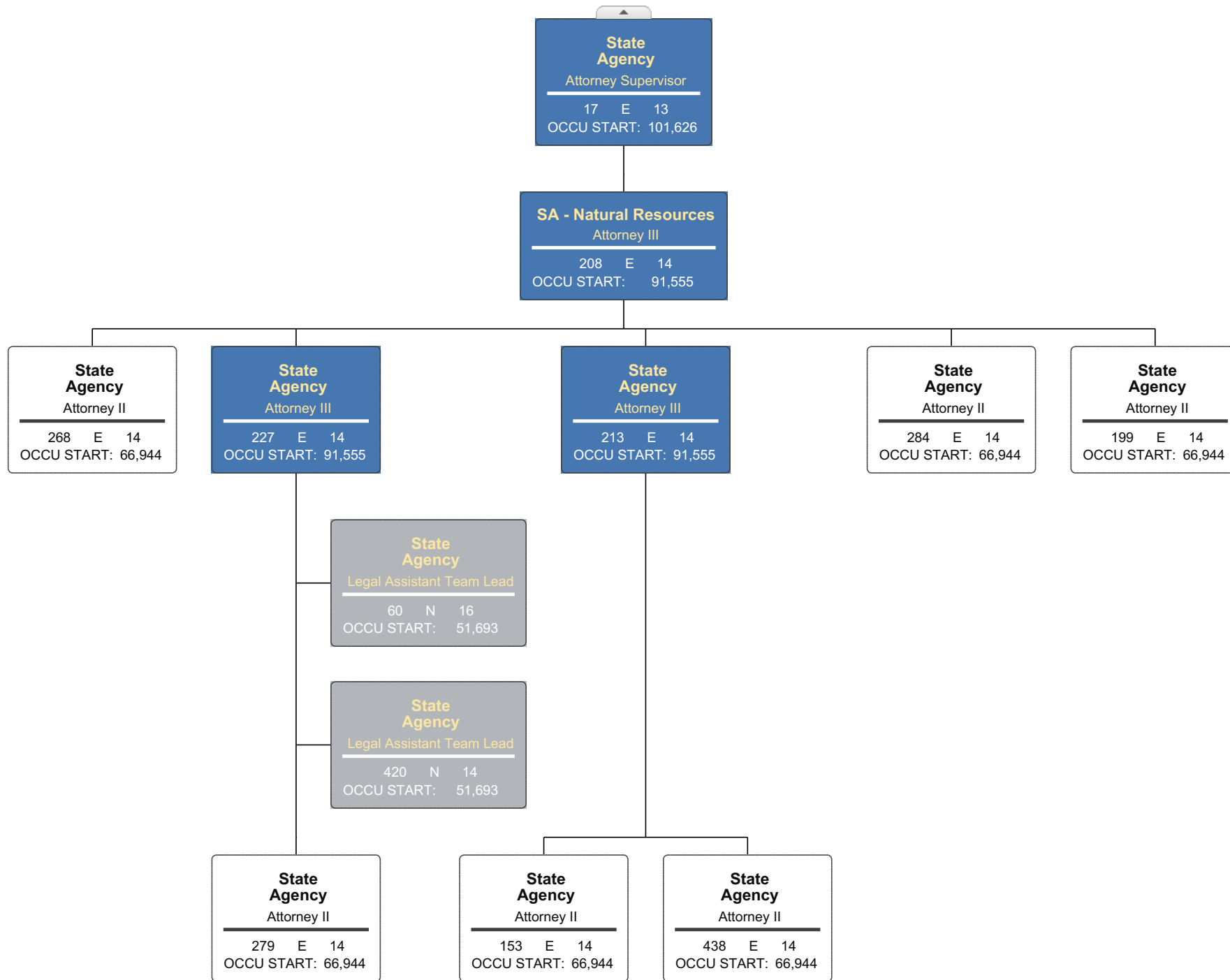
State Agency - Boards & Commissions



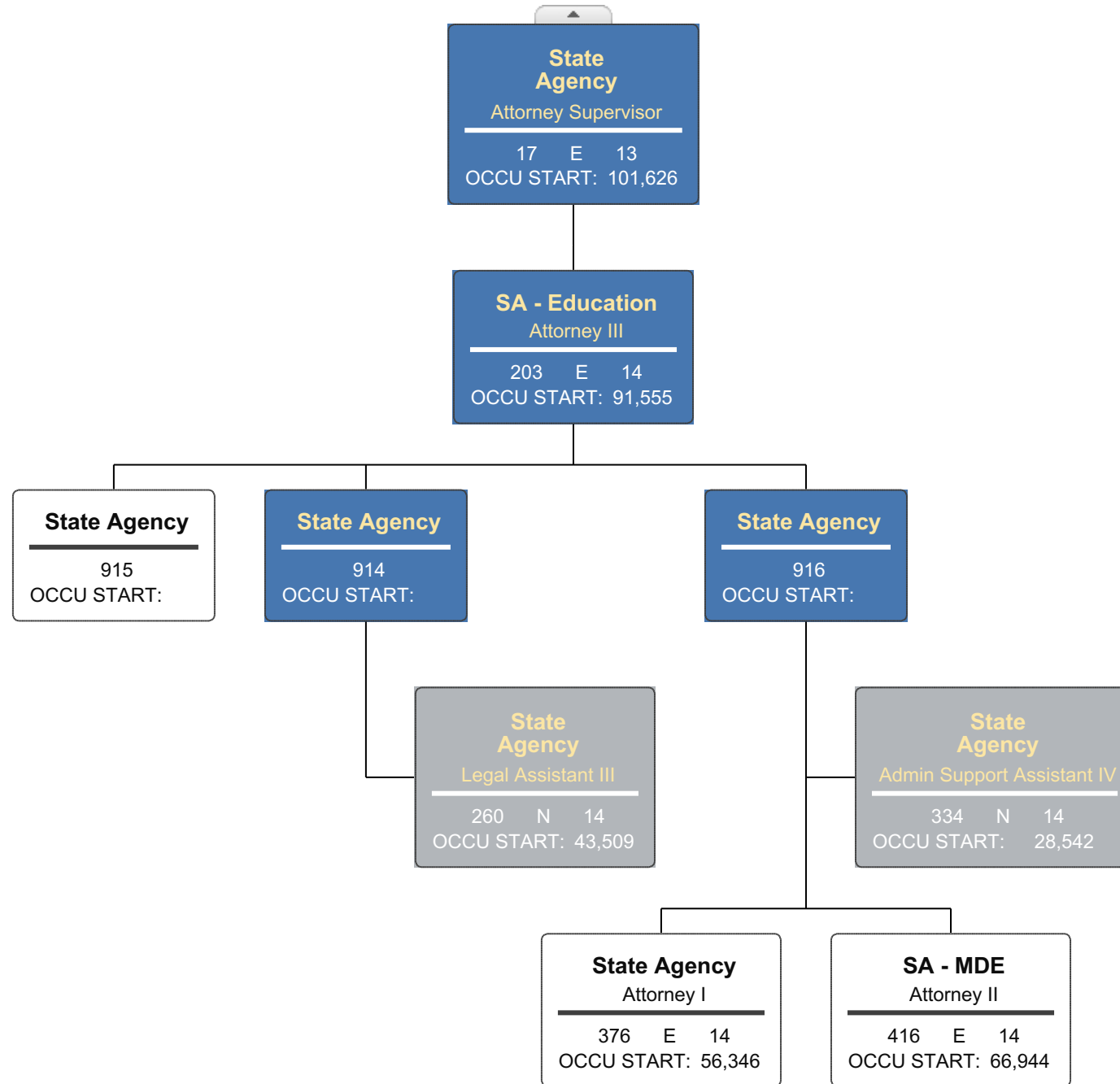
State Agency - Health & Well Being



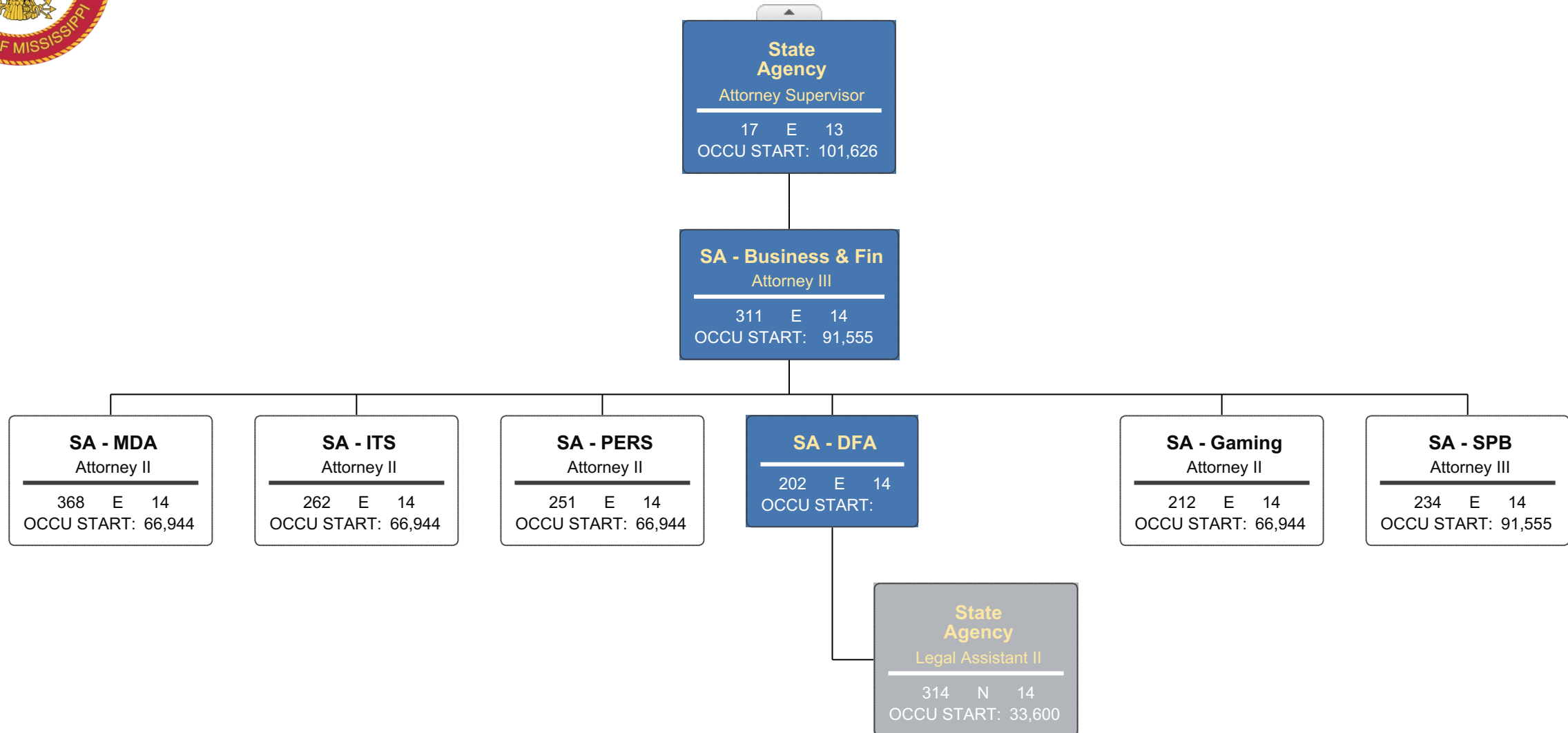
State Agency - Natural Resources



State Agency - Education

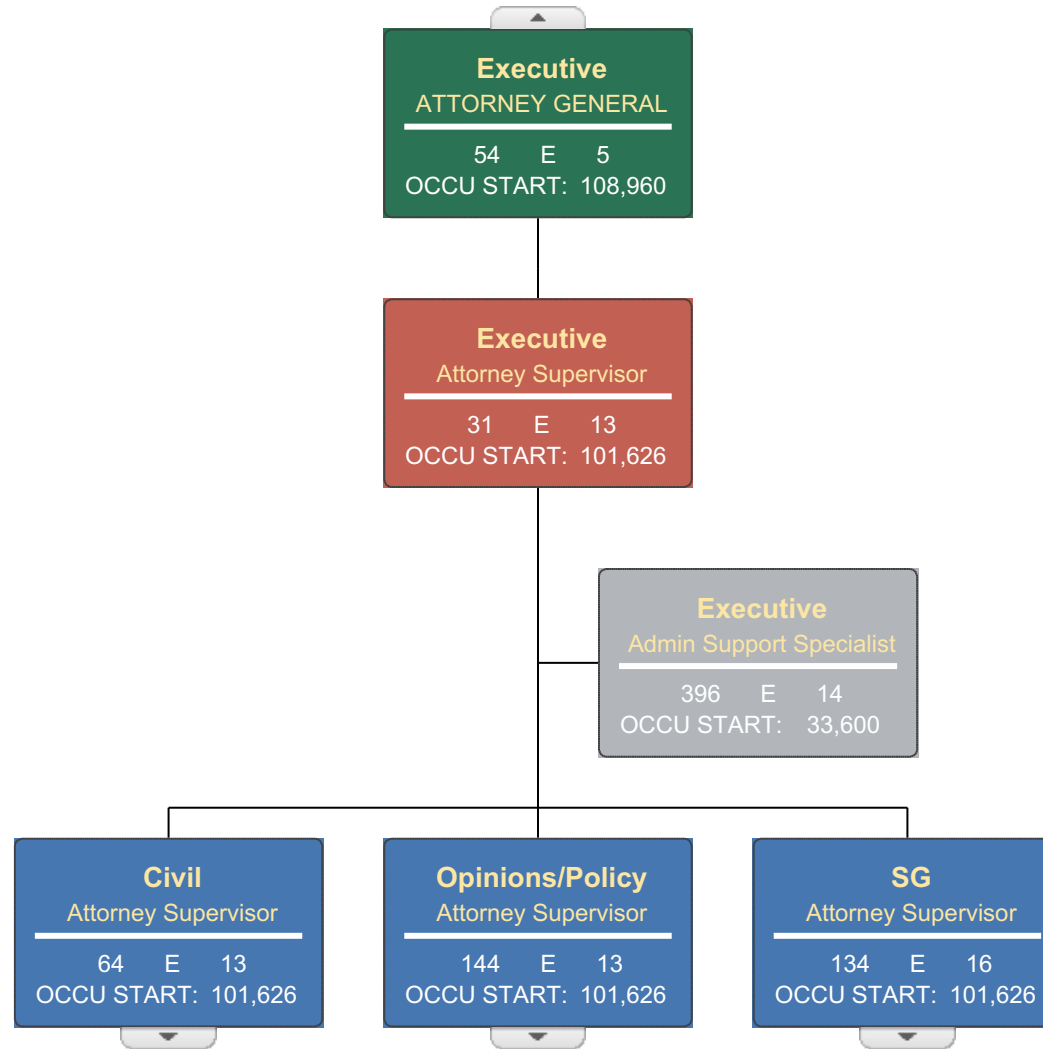


State Agency - Business & Finance



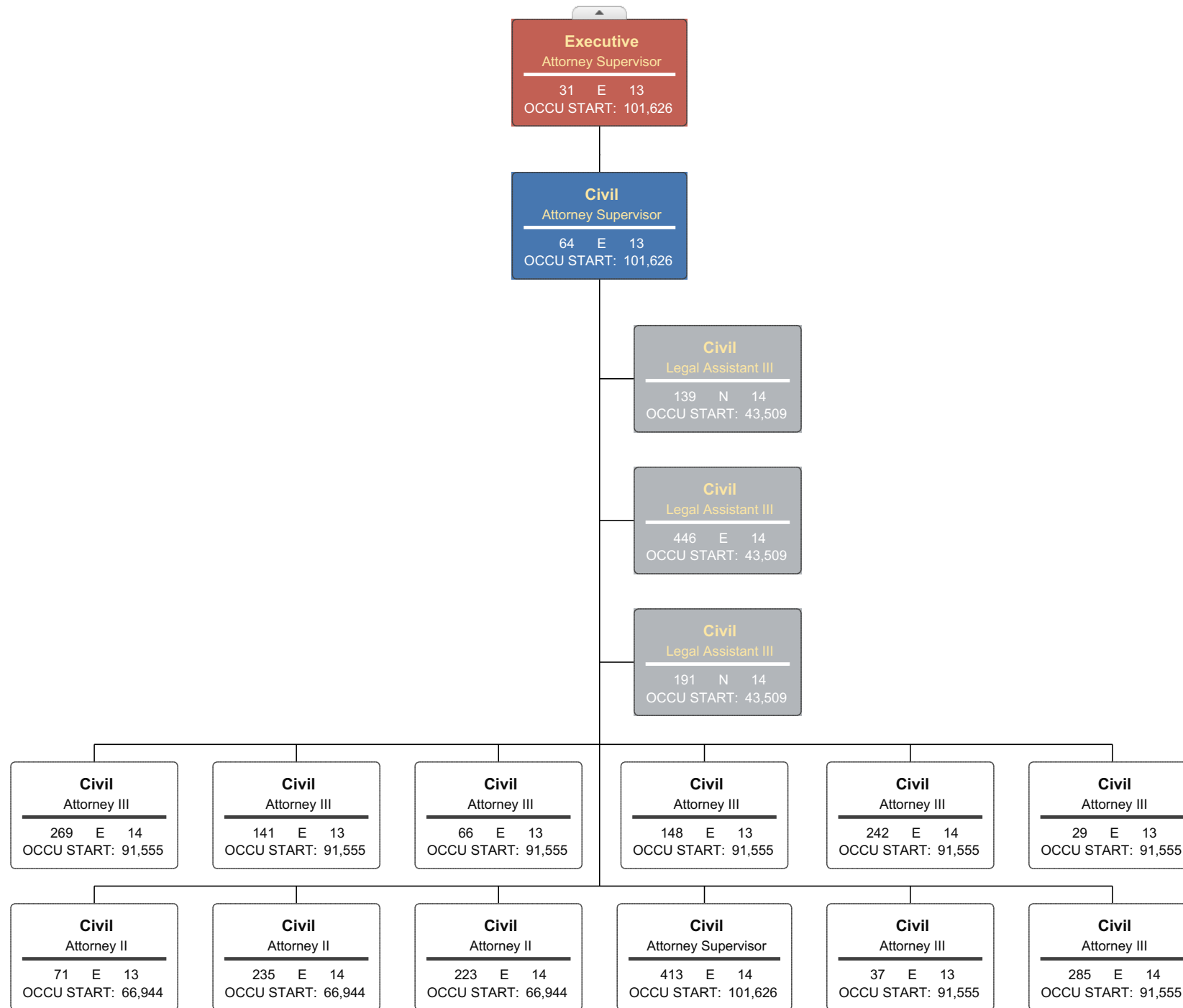


Civil

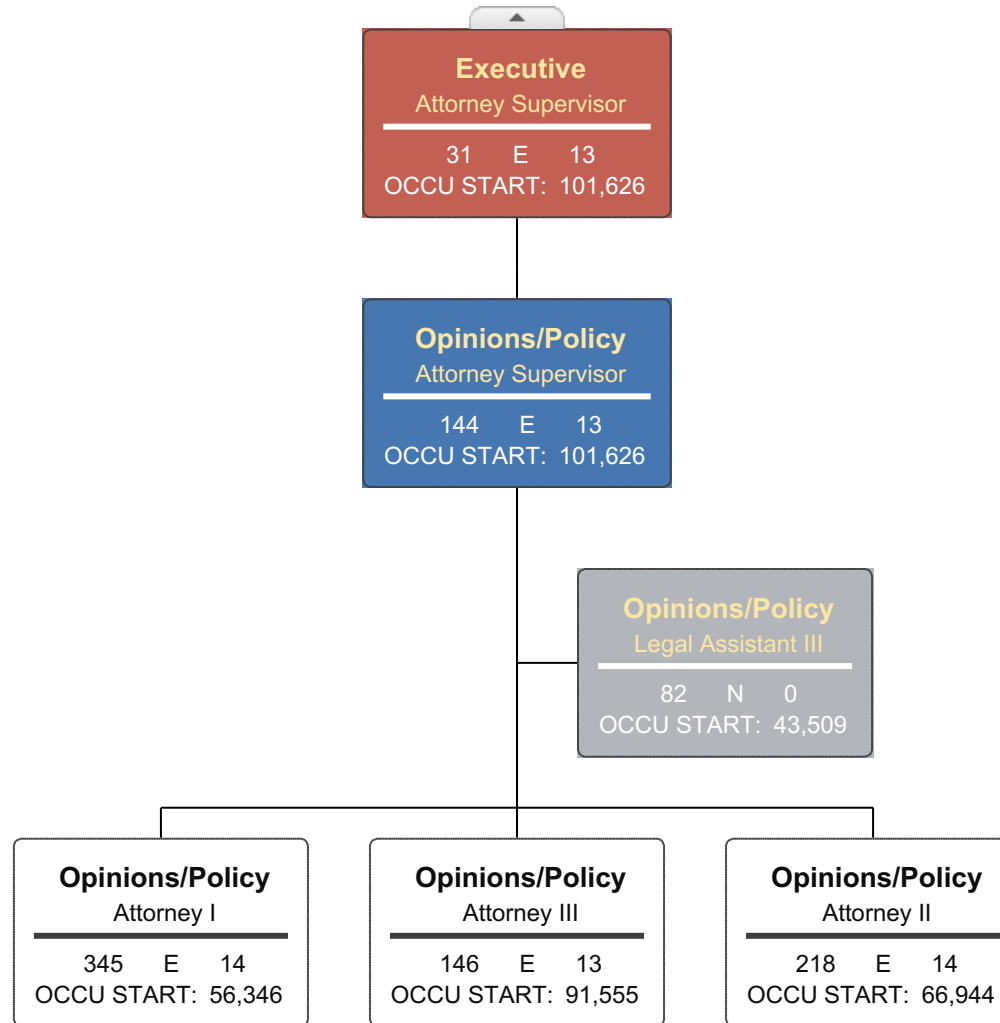




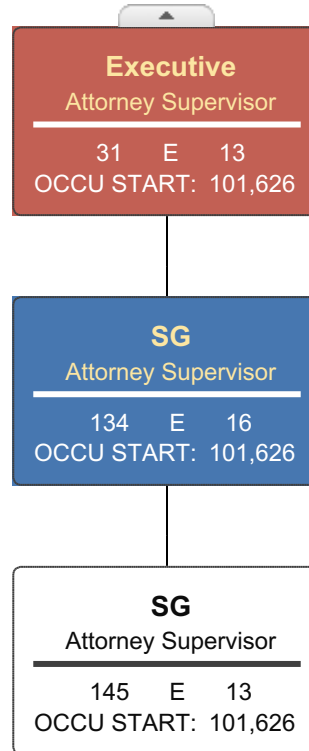
Civil Litigation



Opinions and Policy



Solicitor General



Agency Revenue Source Report - FY2022 Data

As Required by HB 831, 2015 Legislative Session

And SB 2387, 2016 Legislative Session

Agency Name Attorney General's Office

Budget Year 2022

State Support Sources
 Amount Received
 General Funds 27,374,540

State Support Special Funds: Amount Received

Education Enhancement Funds	
Health Care Expendable Funds	
Tobacco Control Funds	
Capital Expense Funds	
Budget Contingency Funds	
Working Cash Stabilization Reserve Funds	
BP Settlement Fund	
Gulf Coast Restoration Fund	
DFA CARES Act Covid-19 Fund	

List all Federal Funds at its most specific level, such as an office or division, include name of grant, grantor, not the federal department.

<u>Federal Funds</u>	Amount Received	Action or results promised in order to receive funds
DHHS/OIG Medicaid Fraud Control Unit	2,621,076	Investigate and prosecute fraud committed by providers of medical services to Medicaid recipients and investigate and prosecute reports of abuse, neglect and exploitation of residents/patients in Mississippi healthcare facilities.
DOJ-ICAC-Cyber Crime Division	386,746	Investigate and prosecute Internet Crimes Against Children and maintain the central training facility for ICAC investigative standards and forensic analysis. Provide on-site and in-the-field technical assistance for agencies involved in ICAC cases and ex
DOJ-JRJ Student Loan Repayment Program	36,257	Assist public servants, both prosecutors and public defenders, in the repayment of student loans.
FDA-Tobacco Inspection Program	564,766	Perform inspections of entities and retail establishments that sell or advertise cigarettes and/or smokeless tobacco products to determine whether those entities are complying with the Tobacco Control Act. Assist the FDA in any enforcement or judicial ac
DPS-DUI Prosecution	192,756	Improve the quality of DUI prosecutions, thus increasing the conviction rate of those offenses.

MSDH-Stop Violence Against Women	31,438	Improve the quality and efficiency of domestic violence and sexual assault prosecutions, thus increasing the conviction rate for those offenses.
MSDH-Victim Assistance Program	283,288	Provide direct assistance to victims including advocacy and support for victims of all crime types.
Federal Task Forces	318,397	The Attorney General's Office has entered into agreements with the Federal Government to provide services to US Customs, FDA, FBI, OIG/SSA-CDI, US Marshal, and HIDTA in a collaborative effort to enforce immigration, food & drug, crimes against children an

Description of any Maintenance of Effort agreements entered into with any federal agency or subdivision thereof

--

Special Funds

	Amount Received	
Special Fund 3307100000	1,504,470	MSDH Tobacco Support Funds for Tobacco Enforcement Operations, penalty collections from MFCU, court ordered restitution (investigative costs), recovery of indirect costs on federal grants, MSEDNet funding; Steiger Fellowship funding for law intern program
Special Fund 3307500000	1,107,511	Revenues in this unbudgeted fund are comprised of court ordered restitution and are used to provide financial assistance directly to victims including reimbursement to medical providers, funeral homes, and victims or family members.
AGO Discretionary 6820107100	75,000	Transfer of DFA CARES Act COVID-19 funds from the Governor's Office.
Discret Hazard Duty 6820107200	115,000	Transfer of DFA CARES Act COVID-19 funds from the Governor's Office.

Add Rows for Additional Special Funds

Revenue from Tax, Fine or Fee Assessed

Tax, Fine or Fee #1	Amount Assessed	
Copy Entire Section to Add New Item	Amount Collected	
	Authority to Collect	
	Method of Determining Assessment	
	Method of Collection	
	Amt. & Purpose for which Expended	
	Amount	Purpose
	Amount Transferred to General Fund	
	Authority for Transfer to General Fund	
	Amount Transferred to Another Entity	
	Authority for Transfer to Other Entity	
	Name of Other Entity	
	Fiscal Year-Ending Balance	