

Attorney General

550 High Street, Ste 1200 - Jackson, MS 39201

Lynn Fitch

AGENCY

ADDRESS

CHIEF EXECUTIVE OFFICER

	Actual Expenses June 30,2023	Estimated Expenses June 30,2024	Requested For June 30,2025	Requested Over/(Under) Estimated	
				AMOUNT	PERCENT
<b>I. A. PERSONAL SERVICES</b>					
1. Salaries, Wages & Fringe Benefits (Base)	25,406,640	29,680,869	29,680,869		
a. Additional Compensation					
b. Proposed Vacancy Rate (Dollar Amount)					
c. Per Diem					
<b>Total Salaries, Wages &amp; Fringe Benefits</b>	<b>25,406,640</b>	<b>29,680,869</b>	<b>29,680,869</b>		
2. Travel					
a. Travel & Subsistence (In-State)	560,008	525,291	525,291		
b. Travel & Subsistence (Out-Of-State)	151,869	170,966	170,966		
c. Travel & Subsistence (Out-Of-Country)					
<b>Total Travel</b>	<b>711,877</b>	<b>696,257</b>	<b>696,257</b>		
<b>B. CONTRACTUAL SERVICE S (Schedule B)</b>					
a. Tuition, Rewards & Awards	152,569	173,000	173,000		
b. Communications, Transportation & Utilities	107,184	106,966	106,966		
c. Public Information	1,034				
d. Rents	144,070	308,059	308,059		
e. Repairs & Service	63,873	67,000	67,000		
f. Fees, Professional & Other Services	1,192,327	1,595,248	1,595,248		
g. Other Contractual Services	168,142	184,246	184,246		
h. Data Processing	911,976	2,379,726	2,579,726	200,000	8.40%
i. Other	7,985	6,000	6,000		
<b>Total Contractual Services</b>	<b>2,749,160</b>	<b>4,820,245</b>	<b>5,020,245</b>	<b>200,000</b>	<b>4.15%</b>
<b>C. COMMODITIES (Schedule C)</b>					
a. Maintenance & Construction Materials & Supplies	7,628	576	576		
b. Printing & Office Supplies & Materials	314,380	227,133	227,133		
c. Equipment, Repair Parts, Supplies & Accessories	264,885	340,500	340,500		
d. Professional & Scientific Supplies & Materials	4,858	2,227	2,227		
e. Other Supplies & Materials	181,112	220,166	220,166		
<b>Total Commodities</b>	<b>772,863</b>	<b>790,602</b>	<b>790,602</b>		
<b>D. CAPITAL OUTLAY</b>					
<b>1. Total Other Than Equipment (Schedule D-1)</b>					
<b>2. Equipment (Schedule D-2)</b>					
b. Road Machinery, Farm & Other Working Equipment					
c. Office Machines, Furniture, Fixtures & Equipment	137,446				
d. IS Equipment (Data Processing & Telecommunications)	247,874	141,820	141,820		
e. Equipment - Lease Purchase					
f. Other Equipment	1,895				
<b>Total Equipment (Schedule D-2)</b>	<b>387,215</b>	<b>141,820</b>	<b>141,820</b>		
<b>3. Vehicles (Schedule D-3)</b>	<b>599,941</b>	<b>421,250</b>	<b>421,250</b>		
<b>4. Wireless Comm. Devices (Schedule D-4)</b>					
<b>E. SUBSIDIES, LOANS &amp; GRANTS (Schedule E)</b>					
<b>TOTAL EXPENDITURES</b>	<b>35,069,210</b>	<b>40,222,055</b>	<b>40,422,055</b>	<b>200,000</b>	<b>0.50%</b>
<b>II. BUDGET TO BE FUNDED AS FOLLOWS:</b>					
Cash Balance-Unencumbered	3,555,202	3,580,252	3,580,252		
General Fund Appropriation (Enter General Fund Lapse Below)	26,984,105	30,596,135	30,796,135	200,000	0.65%
State Support Special Funds	350,000				
Federal Funds _____ Other Special Funds (Specify) _____	4,572,417	4,601,404	4,601,404		
Attorney General	687,738	2,524,516	2,524,516		
Victims of Human Trafficking and	2,500,000	2,500,000	2,500,000		
Less: Estimated Cash Available Next Fiscal Period	(3,580,252)	(3,580,252)	(3,580,252)		
<b>TOTAL FUNDS (equals Total Expenditures above)</b>	<b>35,069,210</b>	<b>40,222,055</b>	<b>40,422,055</b>	<b>200,000</b>	<b>0.50%</b>
GENERAL FUND LAPSE	2,873,660				
<b>III: PERSONNEL DATA</b>					
Number of Positions Authorized in Appropriation Bill					
a.) Perm Full	88	88	88		
b.) Perm Part					
c.) T-L Full	229	210	210		
d.) T-L Part					
Average Annual Vacancy Rate (Percentage)					
a.) Perm Full	3.80				
b.) Perm Part					
c.) T-L Full	9.90				
d.) T-L Part					

Approved by: Lynn Fitch

Official of Board or Commission

Submitted by: Yolanda Nash

Date: 8/1/2023 3:54 PM

Budget Officer: Yolanda Nash / yolanda.nash@ago.ms.gov

Phone Number: 601-359-3956

Title: Director of Accounting and

REQUEST BY FUNDING SOURCE

Name of Agency : Attorney General

Specify Funding Sources As Shown Below	FY 2023 Actual Amount	% of Line Item	% of Total Budget	FY 2024 Estimated Amount	% of Line Item	% of Total Budget	FY 2025 Requested Amount	% of Line Item	% of Total Budget
1. General _____ State Support Special (Specify) _____	21,216,120	83.51%		25,199,826	84.90%		25,199,826	84.90%	
2. Budget Contingency Fund									
3. Education Enhancement Fund									
4. Health Care Expendable Fund									
5. Tobacco Control Fund									
6. Capital Expense Fund									
7. Working Cash Stabilization Reserve Fund									
8. BP Settlement Fund									
9. Gulf Coast Restoration Fund									
10. Coronavirus Local Fiscal Recovery Fund									
11. Coronavirus State Fiscal Recovery Fund									
12. Coronavirus State Fiscal Recovery Lost Revenue Fund									
13. MS Assoc of Ind Colleges and Univ (MAICU) Fund									
14. Federal _____ Other Special (Specify) _____	3,643,012	14.34%		3,329,307	11.22%		3,329,307	11.22%	
15. Attorney General	547,508	2.15%		1,151,736	3.88%		1,151,736	3.88%	
16. Victims of Human Trafficking and									
17.									
18.									
<b>Total Salaries</b>	<b>25,406,640</b>		<b>72.45%</b>	<b>29,680,869</b>		<b>73.79%</b>	<b>29,680,869</b>		<b>73.43%</b>
1. General _____ State Support Special (Specify) _____	358,764	50.40%		389,999	56.01%		389,999	56.01%	
2. Budget Contingency Fund									
3. Education Enhancement Fund									
4. Health Care Expendable Fund									
5. Tobacco Control Fund									
6. Capital Expense Fund									
7. Working Cash Stabilization Reserve Fund									
8. BP Settlement Fund									
9. Gulf Coast Restoration Fund									
10. Coronavirus Local Fiscal Recovery Fund									
11. Coronavirus State Fiscal Recovery Fund									
12. Coronavirus State Fiscal Recovery Lost Revenue Fund									
13. MS Assoc of Ind Colleges and Univ (MAICU) Fund									
14. Federal _____ Other Special (Specify) _____	253,672	35.63%		276,258	39.68%		276,258	39.68%	
15. Attorney General	99,441	13.97%		30,000	4.31%		30,000	4.31%	
16. Victims of Human Trafficking and									
17.									
18.									
<b>Total Travel</b>	<b>711,877</b>		<b>2.03%</b>	<b>696,257</b>		<b>1.73%</b>	<b>696,257</b>		<b>1.72%</b>

REQUEST BY FUNDING SOURCE

Name of Agency : Attorney General

Specify Funding Sources As Shown Below	FY 2023 Actual Amount	% of Line Item	% of Total Budget	FY 2024 Estimated Amount	% of Line Item	% of Total Budget	FY 2025 Requested Amount	% of Line Item	% of Total Budget
1. General _____ State Support Special (Specify) _____	2,379,489	86.55%		2,872,999	59.60%		3,072,999	61.21%	
2. Budget Contingency Fund									
3. Education Enhancement Fund									
4. Health Care Expendable Fund									
5. Tobacco Control Fund									
6. Capital Expense Fund									
7. Working Cash Stabilization Reserve Fund									
8. BP Settlement Fund									
9. Gulf Coast Restoration Fund									
10. Coronavirus Local Fiscal Recovery Fund									
11. Coronavirus State Fiscal Recovery Fund									
12. Coronavirus State Fiscal Recovery Lost Revenue Fund									
13. MS Assoc of Ind Colleges and Univ (MAICU) Fund									
14. Federal _____ Other Special (Specify) _____	326,882	11.89%		640,215	13.28%		640,215	12.75%	
15. Attorney General	40,789	1.48%		1,307,031	27.12%		1,307,031	26.04%	
16. Victims of Human Trafficking and	2,000	0.07%							
17.									
18.									
<b>Total Contractual</b>	<b>2,749,160</b>		<b>7.84%</b>	<b>4,820,245</b>		<b>11.98%</b>	<b>5,020,245</b>		<b>12.42%</b>
1. General _____ State Support Special (Specify) _____	652,445	84.42%		557,001	70.45%		557,001	70.45%	
2. Budget Contingency Fund									
3. Education Enhancement Fund									
4. Health Care Expendable Fund									
5. Tobacco Control Fund									
6. Capital Expense Fund									
7. Working Cash Stabilization Reserve Fund									
8. BP Settlement Fund									
9. Gulf Coast Restoration Fund									
10. Coronavirus Local Fiscal Recovery Fund									
11. Coronavirus State Fiscal Recovery Fund									
12. Coronavirus State Fiscal Recovery Lost Revenue Fund									
13. MS Assoc of Ind Colleges and Univ (MAICU) Fund									
14. Federal _____ Other Special (Specify) _____	120,418	15.58%		204,102	25.82%		204,102	25.82%	
15. Attorney General				29,499	3.73%		29,499	3.73%	
16. Victims of Human Trafficking and									
17.									
18.									
<b>Total Commodities</b>	<b>772,863</b>		<b>2.20%</b>	<b>790,602</b>		<b>1.97%</b>	<b>790,602</b>		<b>1.96%</b>

REQUEST BY FUNDING SOURCE

Name of Agency : Attorney General

Specify Funding Sources As Shown Below	FY 2023 Actual Amount	% of Line Item	% of Total Budget	FY 2024 Estimated Amount	% of Line Item	% of Total Budget	FY 2025 Requested Amount	% of Line Item	% of Total Budget
1. General _____ State Support Special (Specify) _____									
2. Budget Contingency Fund									
3. Education Enhancement Fund									
4. Health Care Expendable Fund									
5. Tobacco Control Fund									
6. Capital Expense Fund									
7. Working Cash Stabilization Reserve Fund									
8. BP Settlement Fund									
9. Gulf Coast Restoration Fund									
10. Coronavirus Local Fiscal Recovery Fund									
11. Coronavirus State Fiscal Recovery Fund									
12. Coronavirus State Fiscal Recovery Lost Revenue Fund									
13. MS Assoc of Ind Colleges and Univ (MAICU) Fund									
14. Federal _____ Other Special (Specify) _____									
15. Attorney General									
16. Victims of Human Trafficking and									
17.									
18.									
<b>Total Capital Other Than Equipment</b>									
1. General _____ State Support Special (Specify) _____	256,899	66.35%		91,821	64.74%		91,821	64.74%	
2. Budget Contingency Fund									
3. Education Enhancement Fund									
4. Health Care Expendable Fund									
5. Tobacco Control Fund									
6. Capital Expense Fund									
7. Working Cash Stabilization Reserve Fund									
8. BP Settlement Fund									
9. Gulf Coast Restoration Fund									
10. Coronavirus Local Fiscal Recovery Fund									
11. Coronavirus State Fiscal Recovery Fund									
12. Coronavirus State Fiscal Recovery Lost Revenue Fund									
13. MS Assoc of Ind Colleges and Univ (MAICU) Fund									
14. Federal _____ Other Special (Specify) _____	130,316	33.65%		49,999	35.26%		49,999	35.26%	
15. Attorney General									
16. Victims of Human Trafficking and									
17.									
18.									
<b>Total Capital Equipment</b>	<b>387,215</b>		<b>1.10%</b>	<b>141,820</b>		<b>0.35%</b>	<b>141,820</b>		<b>0.35%</b>

REQUEST BY FUNDING SOURCE

Name of Agency : Attorney General

Specify Funding Sources As Shown Below	FY 2023 Actual Amount	% of Line Item	% of Total Budget	FY 2024 Estimated Amount	% of Line Item	% of Total Budget	FY 2025 Requested Amount	% of Line Item	% of Total Budget
1. General _____ State Support Special (Specify) _____	188,347	31.39%		350,000	83.09%		350,000	83.09%	
2. Budget Contingency Fund									
3. Education Enhancement Fund									
4. Health Care Expendable Fund									
5. Tobacco Control Fund									
6. Capital Expense Fund	350,000	58.34%							
7. Working Cash Stabilization Reserve Fund									
8. BP Settlement Fund									
9. Gulf Coast Restoration Fund									
10. Coronavirus Local Fiscal Recovery Fund									
11. Coronavirus State Fiscal Recovery Fund									
12. Coronavirus State Fiscal Recovery Lost Revenue Fund									
13. MS Assoc of Ind Colleges and Univ (MAICU) Fund									
14. Federal _____ Other Special (Specify) _____	61,594	10.27%		65,000	15.43%		65,000	15.43%	
15. Attorney General				6,250	1.48%		6,250	1.48%	
16. Victims of Human Trafficking and									
17.									
18.									
<b>Total Vehicles</b>	<b>599,941</b>		<b>1.71%</b>	<b>421,250</b>		<b>1.05%</b>	<b>421,250</b>		<b>1.04%</b>
1. General _____ State Support Special (Specify) _____									
2. Budget Contingency Fund									
3. Education Enhancement Fund									
4. Health Care Expendable Fund									
5. Tobacco Control Fund									
6. Capital Expense Fund									
7. Working Cash Stabilization Reserve Fund									
8. BP Settlement Fund									
9. Gulf Coast Restoration Fund									
10. Coronavirus Local Fiscal Recovery Fund									
11. Coronavirus State Fiscal Recovery Fund									
12. Coronavirus State Fiscal Recovery Lost Revenue Fund									
13. MS Assoc of Ind Colleges and Univ (MAICU) Fund									
14. Federal _____ Other Special (Specify) _____									
15. Attorney General									
16. Victims of Human Trafficking and									
17.									
18.									
<b>Total Wireless Communication Devs.</b>									

REQUEST BY FUNDING SOURCE

Name of Agency : Attorney General

Specify Funding Sources As Shown Below	FY 2023 Actual Amount	% of Line Item	% of Total Budget	FY 2024 Estimated Amount	% of Line Item	% of Total Budget	FY 2025 Requested Amount	% of Line Item	% of Total Budget
1. General _____ State Support Special (Specify) _____	1,932,041	43.50%		1,134,489	30.90%		1,134,489	30.90%	
2. Budget Contingency Fund									
3. Education Enhancement Fund									
4. Health Care Expendable Fund									
5. Tobacco Control Fund									
6. Capital Expense Fund									
7. Working Cash Stabilization Reserve Fund									
8. BP Settlement Fund									
9. Gulf Coast Restoration Fund									
10. Coronavirus Local Fiscal Recovery Fund									
11. Coronavirus State Fiscal Recovery Fund									
12. Coronavirus State Fiscal Recovery Lost Revenue Fund									
13. MS Assoc of Ind Colleges and Univ (MAICU) Fund									
14. Federal _____ Other Special (Specify) _____	36,523	0.82%		36,523	0.99%		36,523	0.99%	
15. Attorney General									
16. Victims of Human Trafficking and	2,472,950	55.68%		2,500,000	68.10%		2,500,000	68.10%	
17.									
18.									
<b>Total Subsidies</b>	<b>4,441,514</b>		<b>12.66%</b>	<b>3,671,012</b>		<b>9.13%</b>	<b>3,671,012</b>		<b>9.08%</b>
1. General _____ State Support Special (Specify) _____	26,984,105	76.95%		30,596,135	76.07%		30,796,135	76.19%	
2. Budget Contingency Fund									
3. Education Enhancement Fund									
4. Health Care Expendable Fund									
5. Tobacco Control Fund									
6. Capital Expense Fund	350,000	1.00%							
7. Working Cash Stabilization Reserve Fund									
8. BP Settlement Fund									
9. Gulf Coast Restoration Fund									
10. Coronavirus Local Fiscal Recovery Fund									
11. Coronavirus State Fiscal Recovery Fund									
12. Coronavirus State Fiscal Recovery Lost Revenue Fund									
13. MS Assoc of Ind Colleges and Univ (MAICU) Fund									
14. Federal _____ Other Special (Specify) _____	4,572,417	13.04%		4,601,404	11.44%		4,601,404	11.38%	
15. Attorney General	687,738	1.96%		2,524,516	6.28%		2,524,516	6.25%	
16. Victims of Human Trafficking and	2,474,950	7.06%		2,500,000	6.22%		2,500,000	6.18%	
17.									
18.									
<b>TOTAL</b>	<b>35,069,210</b>		<b>100.00%</b>	<b>40,222,055</b>		<b>100.00%</b>	<b>40,422,055</b>		<b>100.00%</b>

**SPECIAL FUNDS DETAIL**

Attorney General (070-00)

Name of Agency

S. STATE SUPPORT SPECIAL FUNDS	Detailed Description of Source	(1)	(2)	(3)
		Actual Revenues FY 2023	Estimated Revenues FY 2024	Requested Revenues FY 2025
Source (Fund Number)				
Budget Contingency Fund	BCF - Budget Contingency Fund			
Education Enhancement Fund	EEF - Education Enhancement Fund			
Health Care Expendable Fund	HCEF - Health Care Expendable Fund			
Tobacco Control Fund	TCF - Tobacco Control Fund			
Capital Expense Fund (6407K00000)	CEF - Capital Expense Fund	350,000		
Working Cash Stabilization Reserve Fund	WCSR - Working Cash Stabilization Reserve Fund			
BP Settlement Fund	BPSF - BP Settlement Fund			
Gulf Coast Restoration Fund	GCRF - Gulf Coast Restoration Fund			
Coronavirus Local Fiscal Recovery Fund	CLFRF - Coronavirus Local Fiscal Recovery Fund			
Coronavirus State Fiscal Recovery Fund	CSFRF - Coronavirus State Fiscal Recovery Fund			
Coronavirus State Fiscal Recovery Lost Revenue Fund	CLFRLRF - Coronavirus State Fiscal Recovery Lost Revenue Fund			
MS Assoc of Ind Colleges and Univ (MAICU) Fund	MAICUF - MS Assoc of Independent Colleges and Universities Fund			
<b>State Support Special Fund TOTAL</b>		<b>350,000</b>		
STATE SUPPORT SPECIAL FUND LAPSE				

A. FEDERAL FUNDS *	Detailed Description of Source	Percentage Match Requirement		(1)	(2)	(3)
		FY 2024	FY 2025	Actual Revenues FY 2023	Estimated Revenues FY 2024	Requested Revenues FY 2025
Source (Fund Number)						
	Cash Balance-Unencumbered					
DHHS/OIG Medicaid Fraud Control Unit (5307100000)	Federal/Treasury	25.00	25.00	2,808,223	2,875,039	3,210,039
DOJ/ICAC Cyber Crim (5307100000)	Federal/Treasury	0.00	0.00	601,099	439,918	439,918
DOJ/JRJ Student Loan Repayment (5307100000)	Federal/Treasury	0.00	0.00	36,523	36,100	36,100
FDA Tobacco Inspection Program (5307100000)	Federal/Treasury	0.00	0.00	667,793	545,195	545,195
DPS - DUI Prosection (5307100000)	Federal/Treasury	0.00	0.00	98,585	146,000	146,000
MSDH - Stop Violence Against Women (5307100000)	Federal/Treasury	0.00	0.00	49,080	61,152	61,152
MSDH - Victim Assistance Grant (5307100000)	Federal/Treasury	0.00	0.00	132,195	135,000	135,000
SSA/OIG - Cooperative Disability Investigation Task Force (5307100000)	Federal/Treasury	0.00	0.00	101,100		
Federal Task Forces - FDA, Cyber, US Marshal (5307100000)	Federal/Treasury	0.00	0.00	77,819	28,000	28,000
DOJ/Intellectual Property Enforcement Program (5307100000)	Federal/Treasury	0.00	0.00		335,000	
<b>Federal Fund TOTAL</b>				<b>4,572,417</b>	<b>4,601,404</b>	<b>4,601,404</b>

**SPECIAL FUNDS DETAIL**

Attorney General (070-00)

Name of Agency

<b>B. OTHER SPECIAL FUNDS (NON-FED'L)</b>		<b>(1) Actual Revenues FY 2023</b>	<b>(2) Estimated Revenues FY 2024</b>	<b>(3) Requested Revenues FY 2025</b>
<b>Source (Fund Number)</b>	<b>Detailed Description of Source</b>			
	Cash Balance-Unencumbered	3,555,202	3,580,252	3,580,252
Attorney General (3307100000)	Special Funds/Treasury	687,738	2,524,516	2,524,516
Victims of Human Trafficking and Commercial Sexual Exploitation Fund (3307800000)	Special Funds/Treasury	2,500,000	2,500,000	2,500,000
<b>Other Special Fund TOTAL</b>		<b>6,742,940</b>	<b>8,604,768</b>	<b>8,604,768</b>

<b>SECTIONS S + A + B TOTAL</b>	<b>11,665,357</b>	<b>13,206,172</b>	<b>13,206,172</b>
---------------------------------	-------------------	-------------------	-------------------

<b>C. TREASURY FUND/BANK ACCOUNTS *</b>			<b>(1) Reconciled Balance as of 6/30/23</b>	<b>(2) Balance as of 6/30/24</b>	<b>(3) Balance as of 6/30/25</b>
<b>Name of Fund/Account</b>	<b>Fund/Account Number</b>	<b>Name of Bank (If Applicable)</b>			
Imprest Fund	2207100000	Community Bank	2,977	5,000	5,000
Investigation Fund	2207100000	Community Bank	17,850	20,000	20,000
Sponsorship Fund	3307100000	Trustmark National Bank	4,350	4,350	4,350
Cafeteria Plan	8801600000	Bancorp South	159,805	159,805	159,805
Attorney General Contingent Fund	8801700000	Trustmark National Bank	102,577,320	50,000,000	50,000,000

\* Any non-federal funds that have restricted uses must be identified and narrative of restrictions attached.



## NARRATIVE OF SPECIAL FUNDS DETAIL AND TREASURY FUND/BANK ACCOUNTS

Attorney General (070-00)

---

Name of Agency

### STATE SUPPORT SPECIAL FUNDS

In the FY2024 appropriation bill, the Office of the Attorney General received \$2,500,000 in State Support Special Funds for the purpose of providing funds to the Victims of Human Trafficking and Commerical Sexual Exploitation Fund. This funding was transferred from the General Fund but was included as part of the Attorney General's Office special fund appropriation. The Attorney General's Office is requesting the same \$2,500,000 State Support Special Funds to allow for the continued support and expansion of services available victims of human trafficking.

In FY2023, the agency received \$350,000 in funding from the Capital Expense Fund (HB 1629 RS 22) for the purpose of providing funds for equipment and vehicles for agency operations. This funding was used in FY2023 for the purchase of undercover investigative vehicles.

### FEDERAL FUNDS

The U. S. Department of Health & Human Services/Office of Inspector General has awarded funds to the Attorney General's Medicaid Fraud Control Unit. The Unit was established to investigate and prosecute fraud committed by providers of medical services to Medicaid recipients. The Unit also investigates reports of abuse/neglect/exploitation of adult residents/patients in Mississippi health care facilities. The Medicaid Fraud grant award requires a 25% State match.

The U. S. Department of Justice awarded a continuation grant to the Attorney General's Cyber Crime Division to establish and operate an Internet Crimes Against Children (ICAC) Task Force. The ICAC Task Force is the umbrella agency for the State of Mississippi for enforcement, investigation, and prosecution of Internet Crimes Against Children. The Task Force is the central training facility for ICAC investigative standards, forensic analysis, and prosecution and provides on-site and in-the-field technical assistance for agencies involved in ICAC cases. The Task Force provides leadership for proactive and reactive investigations and extends outreach into law enforcement, the community, and educational system for prevention and intervention of internet or technological exploitation of children.

The U. S. Department of Justice awarded grant funds to the Attorney General's Prosecutor and Law Enforcement Training Division to assist public servants in the repayment of student loans. One hundred percent of this funding will be awarded to prosecutors and public defenders who qualify for loan assistance.

The U. S. Department of Justice awarded grant funds to the Attorney General's Office for an Intellectual Property Enforcement Program. This will allow the Attorney General's Office to educate Mississippians about opioids, provide testing strips to fight opioids, and allow additional enforcement to stop the distribution of opioids.

The U. S. Food and Drug Administration (FDA) has awarded funds to the Attorney General's Tobacco and Alcohol Enforcement Division for the purpose of carrying out inspections of entities and retail establishments that sell or advertise cigarettes and/or smokeless tobacco products to determine whether those entities are complying with the Tobacco Control Act. FDA has been granted authority to regulate the manufacture, marketing, and distribution of tobacco products to protect the public health generally and to reduce tobacco use by minors. The award will enable the Attorney General's Office to assist FDA in any enforcement or judicial actions, including coordinating the drafting and execution of declarations by the officers and minors who participated in inspections, and arranging for their testimony, if necessary, and furnishing evidence.

Federal sub-grant funds were received from the Department of Public Safety to improve the quality of DUI prosecutions, thus increasing the conviction rate for those offenses. The impaired driver is the primary contributing factor in fatal traffic crashes every year. Although speeding and other aggressive driving behaviors cause deadly crashes too, alcohol remains the predominant enemy of traffic safety. When DUI arrests decrease, there are corresponding increases in traffic fatalities.

The Mississippi State Department of Health has awarded funding through Office Against Interpersonal Violence to the Attorney General's Office. The Mississippi State Department of Health sub-grant is a Violence Against Women Act (VAWA-STOP) grant which is used to develop and provide educational courses for law enforcement, court clerks, prosecutors, judges, and advocates on the topics of domestic violence, sex crimes, stalking, strangulation, and human trafficking. Other duties include assisting local prosecutors in the prosecution of cases as needed and serving as a resource for law enforcement, judges, and other court personnel when questions arise.

**NARRATIVE OF SPECIAL FUNDS DETAIL AND TREASURY  
FUND/BANK ACCOUNTS**

Attorney General (070-00)

---

Name of Agency

The Mississippi State Department of Health has awarded funding through the Office Against Interpersonal Violence to the Attorney General's Crime Victim Compensation Division. The Mississippi State Department of Health sub-grant is a VOCA Victim Assistance grant which is used to provide advocacy and support for victims of all crime types.

The Attorney General's Office has entered into an agreement with the FBI in a collaborative effort to provide services in the enforcement of crimes against children laws.

The Attorney General's Office has entered into an agreement with the FDA in a collaborative effort to provide services in the enforcement of food and drug laws.

The Attorney General's Office has entered into an agreement with U.S. Customs in a collaborative effort to provide services in the enforcement of immigration laws.

The Attorney General's Office has entered into an agreement with the U.S. Marshals Service in a collaborative effort to provide services in the apprehension of fugitives.

**OTHER SPECIAL FUNDS**

The Attorney General Special Funds consist of monies, which may be limited or restricted by federal or State law, by court order, by grant conditions or other limitations. These sources include monies such as Medicaid fraud penalties, court ordered settlements and restitution, MSDH Tobacco Funding, indirect costs recovered on federal grants, MS EdNet funding, and the Janet D. Steiger funds designated as a fellowship for law student internships.

**TREASURY FUND / BANK**

Attorney General's Office Imprest Fund, Community Bank, is the agency's petty cash account used for general authorized expenditures.

Attorney General's Office Investigation Fund, Community Bank, is an imprest fund utilized for costs (often confidential in nature) related to drug investigations, white-collar crime, cyber crime, consumer and Medicaid Fraud cases.

The Attorney General Sponsorship Fund, Trustmark National Bank, is used for programs and events that support state law enforcement officers.

Attorney General's Cafeteria Plan Checking, Bancorpsouth, is established in order to pay reimbursements to employees participating in the Cafeteria Plan. Funds are deposited into the account each month from employee payroll deductions. Documentation is submitted to the plan administrator and checks are processed by the plan administrator. This office receives the checks from the plan administrator and distributes them to appropriate employees.

The Attorney General Contingent Fund, Trustmark National Bank, is used for the purpose of holding and distributing monies, expenses, and fees from judgments, settlements, restitution, and penalties, etc.

**CONTINUATION AND EXPANDED TOTAL REQUEST**

Attorney General (070-00)

SUMMARY OF ALL PROGRAMS

Name of Agency

Program

	FY 2023 Actual				
	(1) General	(2) State Support Special	(3) Federal	(4) Other Special	(5) Total
Salaries,Wages & Fringe	21,216,120		3,643,012	547,508	25,406,640
Travel	358,764		253,672	99,441	711,877
Contractual Services	2,379,489		326,882	42,789	2,749,160
Commodities	652,445		120,418		772,863
Other Than Equipment					
Equipment	256,899		130,316		387,215
Vehicles	188,347	350,000	61,594		599,941
Wireless Communication Devices					
Subsidies, Loans & Grants	1,932,041		36,523	2,472,950	4,441,514
<b>Total</b>	<b>26,984,105</b>	<b>350,000</b>	<b>4,572,417</b>	<b>3,162,688</b>	<b>35,069,210</b>
No. of Positions (FTE)	227.00		44.00		271.00

	FY 2024 Estimated				
	(6) General	(7) State Support Special	(8) Federal	(9) Other Special	(10) Total
Salaries,Wages & Fringe	25,199,826		3,329,307	1,151,736	29,680,869
Travel	389,999		276,258	30,000	696,257
Contractual Services	2,872,999		640,215	1,307,031	4,820,245
Commodities	557,001		204,102	29,499	790,602
Other Than Equipment					
Equipment	91,821		49,999		141,820
Vehicles	350,000		65,000	6,250	421,250
Wireless Communication Devices					
Subsidies, Loans & Grants	1,134,489		36,523	2,500,000	3,671,012
<b>Total</b>	<b>30,596,135</b>		<b>4,601,404</b>	<b>5,024,516</b>	<b>40,222,055</b>
No. of Positions (FTE)	250.00		48.00		298.00

	FY 2025 Increase/Decrease for Continuation				
	(11) General	(12) State Support Special	(13) Federal	(14) Other Special	(15) Total
Salaries,Wages & Fringe					
Travel					
Contractual Services					
Commodities					
Other Than Equipment					
Equipment					
Vehicles					
Wireless Communication Devices					
Subsidies, Loans & Grants					
<b>Total</b>					
No. of Positions (FTE)					

Note: FY2025 Total Request = FY2024 Estimated + FY2025 Incr(Decr) for Continuation + FY2025 Expansion/Reduction of Existing Activities + FY2025 New Activities.

**CONTINUATION AND EXPANDED TOTAL REQUEST**

Attorney General (070-00)

SUMMARY OF ALL PROGRAMS

Name of Agency	Program				
	<b>FY 2025 Expansion/Reduction of Existing Activities</b>				
	<b>(16) General</b>	<b>(17) State Support Special</b>	<b>(18) Federal</b>	<b>(19) Other Special</b>	<b>(20) Total</b>
Salaries,Wages & Fringe					
Travel					
Contractual Services	200,000				200,000
Commodities					
Other Than Equipment					
Equipment					
Vehicles					
Wireless Communication Devices					
Subsidies, Loans & Grants					
<b>Total</b>	<b>200,000</b>				<b>200,000</b>
No. of Positions (FTE)					

	<b>FY 2025 New Activities (*)</b>				
	<b>(21) General</b>	<b>(22) State Support Special</b>	<b>(23) Federal</b>	<b>(24) Other Special</b>	<b>(25) Total</b>
Salaries,Wages & Fringe					
Travel					
Contractual Services					
Commodities					
Other Than Equipment					
Equipment					
Vehicles					
Wireless Communication Devices					
Subsidies, Loans & Grants					
<b>Total</b>					
No. of Positions (FTE)					

	<b>FY 2025 Total Request</b>				
	<b>(26) General</b>	<b>(27) State Support Special</b>	<b>(28) Federal</b>	<b>(29) Other Special</b>	<b>(30) Total</b>
Salaries,Wages & Fringe	25,199,826		3,329,307	1,151,736	29,680,869
Travel	389,999		276,258	30,000	696,257
Contractual Services	3,072,999		640,215	1,307,031	5,020,245
Commodities	557,001		204,102	29,499	790,602
Other Than Equipment					
Equipment	91,821		49,999		141,820
Vehicles	350,000		65,000	6,250	421,250
Wireless Communication Devices					
Subsidies, Loans & Grants	1,134,489		36,523	2,500,000	3,671,012
<b>Total</b>	<b>30,796,135</b>		<b>4,601,404</b>	<b>5,024,516</b>	<b>40,422,055</b>
No. of Positions (FTE)	250.00		48.00		298.00

Note: FY2025 Total Request = FY2024 Estimated + FY2025 Incr(Decr) for Continuation + FY2025 Expansion/Reduction of Existing Activities + FY2025 New Activities.

**SUMMARY OF PROGRAMS  
FORM MBR-1-03sum**

Attorney General (070-00)

Name of Agency

FUNDING REQUESTED FISCAL YEAR 2025

	PROGRAM	GENERAL	ST. SUPP. SPECIAL	FEDERAL	OTHER SPECIAL	TOTAL
1.	Supportive Services	3,922,348				3,922,348
2.	Training	1,277,832		279,572	1,117,130	2,674,534
3.	Litigation	5,771,944				5,771,944
4.	Opinions	856,544				856,544
5.	State Agency Contracts	6,814,840			198,911	7,013,751
6.	Insurance Integrity Enforcement	177,381				177,381
7.	Other Mandated Programs	11,371,680		4,159,486	1,199,429	16,730,595
8.	Crime Victims Compensation	603,566		162,346	2,509,046	3,274,958
	Summary of All Programs	30,796,135		4,601,404	5,024,516	40,422,055

CONTINUATION AND EXPANDED REQUEST

Program 1 of 8  
Supportive Services

Attorney General (070-00)

	FY 2023 Actual				
	(1)	(2)	(3)	(4)	(5)
	General	State Support Special	Federal	Other Special	Total
Salaries,Wages & Fringe	2,665,083				2,665,083
Travel	44,259				44,259
Contractual Services	344,278				344,278
Commodities	47,630				47,630
Other Than Equipment					
Equipment	23,060				23,060
Vehicles	74,275				74,275
Wireless Communication Devices					
Subsidies, Loans & Grants	75,186				75,186
<b>Total</b>	<b>3,273,771</b>				<b>3,273,771</b>
No. of Positions (FTE)	31.00				31.00

	FY 2024 Estimated				
	(6)	(7)	(8)	(9)	(10)
	General	State Support Special	Federal	Other Special	Total
Salaries,Wages & Fringe	3,165,500				3,165,500
Travel	48,113				48,113
Contractual Services	415,682				415,682
Commodities	40,662				40,662
Other Than Equipment					
Equipment	8,242				8,242
Vehicles					
Wireless Communication Devices					
Subsidies, Loans & Grants	44,149				44,149
<b>Total</b>	<b>3,722,348</b>				<b>3,722,348</b>
No. of Positions (FTE)	33.00				33.00

	FY 2025 Increase/Decrease for Continuation				
	(11)	(12)	(13)	(14)	(15)
	General	State Support Special	Federal	Other Special	Total
Salaries,Wages & Fringe					
Travel					
Contractual Services					
Commodities					
Other Than Equipment					
Equipment					
Vehicles					
Wireless Communication Devices					
Subsidies, Loans & Grants					
<b>Total</b>					
No. of Positions (FTE)					

Note: FY2025 Total Request = FY2024 Estimated + FY2025 Incr(Decr) for Continuation + FY2025 Expansion/Reduction of Existing Activities + FY2025 New Activities.

CONTINUATION AND EXPANDED REQUEST

Program 1 of 8  
Supportive Services

Attorney General (070-00)

	FY 2025 Expansion/Reduction of Existing Activities				
	(16) General	(17) State Support Special	(18) Federal	(19) Other Special	(20) Total
Salaries,Wages & Fringe					
Travel					
Contractual Services	200,000				200,000
Commodities					
Other Than Equipment					
Equipment					
Vehicles					
Wireless Communication Devices					
Subsidies, Loans & Grants					
<b>Total</b>	<b>200,000</b>				<b>200,000</b>
No. of Positions (FTE)					

	FY 2025 New Activities (*)				
	(21) General	(22) State Support Special	(23) Federal	(24) Other Special	(25) Total
Salaries,Wages & Fringe					
Travel					
Contractual Services					
Commodities					
Other Than Equipment					
Equipment					
Vehicles					
Wireless Communication Devices					
Subsidies, Loans & Grants					
<b>Total</b>					
No. of Positions (FTE)					

	FY 2025 Total Request				
	(26) General	(27) State Support Special	(28) Federal	(29) Other Special	(30) Total
Salaries,Wages & Fringe	3,165,500				3,165,500
Travel	48,113				48,113
Contractual Services	615,682				615,682
Commodities	40,662				40,662
Other Than Equipment					
Equipment	8,242				8,242
Vehicles					
Wireless Communication Devices					
Subsidies, Loans & Grants	44,149				44,149
<b>Total</b>	<b>3,922,348</b>				<b>3,922,348</b>
No. of Positions (FTE)	33.00				33.00

Note: FY2025 Total Request = FY2024 Estimated + FY2025 Incr(Decr) for Continuation + FY2025 Expansion/Reduction of Existing Activities + FY2025 New Activities.

CONTINUATION AND EXPANDED REQUEST

Attorney General (070-00)

Training

	FY 2023 Actual				
	(1) General	(2) State Support Special	(3) Federal	(4) Other Special	(5) Total
Salaries,Wages & Fringe	516,157		220,748		736,905
Travel	114,608		8,999		123,607
Contractual Services	352,646		14,466		367,112
Commodities	91,828		1,875		93,703
Other Than Equipment					
Equipment	2,403				2,403
Vehicles					
Wireless Communication Devices					
Subsidies, Loans & Grants	59,827		36,523		96,350
<b>Total</b>	<b>1,137,469</b>		<b>282,611</b>		<b>1,420,080</b>
No. of Positions (FTE)	8.00				8.00

	FY 2024 Estimated				
	(6) General	(7) State Support Special	(8) Federal	(9) Other Special	(10) Total
Salaries,Wages & Fringe	613,075		201,739		814,814
Travel	124,587		9,800		134,387
Contractual Services	425,786		28,332	1,117,130	1,571,248
Commodities	78,395		3,178		81,573
Other Than Equipment					
Equipment	859				859
Vehicles					
Wireless Communication Devices					
Subsidies, Loans & Grants	35,130		36,523		71,653
<b>Total</b>	<b>1,277,832</b>		<b>279,572</b>	<b>1,117,130</b>	<b>2,674,534</b>
No. of Positions (FTE)	9.00				9.00

	FY 2025 Increase/Decrease for Continuation				
	(11) General	(12) State Support Special	(13) Federal	(14) Other Special	(15) Total
Salaries,Wages & Fringe					
Travel					
Contractual Services					
Commodities					
Other Than Equipment					
Equipment					
Vehicles					
Wireless Communication Devices					
Subsidies, Loans & Grants					
<b>Total</b>					
No. of Positions (FTE)					

Note: FY2025 Total Request = FY2024 Estimated + FY2025 Incr(Decr) for Continuation + FY2025 Expansion/Reduction of Existing Activities + FY2025 New Activities.



CONTINUATION AND EXPANDED REQUEST

Attorney General (070-00)

Training

Name of Agency

Program

	FY 2025 Expansion/Reduction of Existing Activities				
	(16) General	(17) State Support Special	(18) Federal	(19) Other Special	(20) Total
Salaries,Wages & Fringe					
Travel					
Contractual Services					
Commodities					
Other Than Equipment					
Equipment					
Vehicles					
Wireless Communication Devices					
Subsidies, Loans & Grants					
<b>Total</b>					
No. of Positions (FTE)					

	FY 2025 New Activities (*)				
	(21) General	(22) State Support Special	(23) Federal	(24) Other Special	(25) Total
Salaries,Wages & Fringe					
Travel					
Contractual Services					
Commodities					
Other Than Equipment					
Equipment					
Vehicles					
Wireless Communication Devices					
Subsidies, Loans & Grants					
<b>Total</b>					
No. of Positions (FTE)					

	FY 2025 Total Request				
	(26) General	(27) State Support Special	(28) Federal	(29) Other Special	(30) Total
Salaries,Wages & Fringe	613,075		201,739		814,814
Travel	124,587		9,800		134,387
Contractual Services	425,786		28,332	1,117,130	1,571,248
Commodities	78,395		3,178		81,573
Other Than Equipment					
Equipment	859				859
Vehicles					
Wireless Communication Devices					
Subsidies, Loans & Grants	35,130		36,523		71,653
<b>Total</b>	<b>1,277,832</b>		<b>279,572</b>	<b>1,117,130</b>	<b>2,674,534</b>
No. of Positions (FTE)	9.00				9.00

Note: FY2025 Total Request = FY2024 Estimated + FY2025 Incr(Decr) for Continuation + FY2025 Expansion/Reduction of Existing Activities + FY2025 New Activities.

CONTINUATION AND EXPANDED REQUEST

Attorney General (070-00)

Litigation

Name of Agency	FY 2023 Actual				
	(1) General	(2) State Support Special	(3) Federal	(4) Other Special	(5) Total
Salaries,Wages & Fringe	4,460,529				4,460,529
Travel	28,154				28,154
Contractual Services	344,347				344,347
Commodities	24,303				24,303
Other Than Equipment					
Equipment	18,892				18,892
Vehicles					
Wireless Communication Devices					
Subsidies, Loans & Grants					
<b>Total</b>	<b>4,876,225</b>				<b>4,876,225</b>
No. of Positions (FTE)	45.00				45.00

	FY 2024 Estimated				
	(6) General	(7) State Support Special	(8) Federal	(9) Other Special	(10) Total
Salaries,Wages & Fringe	5,298,073				5,298,073
Travel	30,606				30,606
Contractual Services	415,765				415,765
Commodities	20,748				20,748
Other Than Equipment					
Equipment	6,752				6,752
Vehicles					
Wireless Communication Devices					
Subsidies, Loans & Grants					
<b>Total</b>	<b>5,771,944</b>				<b>5,771,944</b>
No. of Positions (FTE)	55.00				55.00

	FY 2025 Increase/Decrease for Continuation				
	(11) General	(12) State Support Special	(13) Federal	(14) Other Special	(15) Total
Salaries,Wages & Fringe					
Travel					
Contractual Services					
Commodities					
Other Than Equipment					
Equipment					
Vehicles					
Wireless Communication Devices					
Subsidies, Loans & Grants					
<b>Total</b>					
No. of Positions (FTE)					

Note: FY2025 Total Request = FY2024 Estimated + FY2025 Incr(Decr) for Continuation + FY2025 Expansion/Reduction of Existing Activities + FY2025 New Activities.

CONTINUATION AND EXPANDED REQUEST

Attorney General (070-00)

Litigation

Name of Agency

Program

	FY 2025 Expansion/Reduction of Existing Activities				
	(16) General	(17) State Support Special	(18) Federal	(19) Other Special	(20) Total
Salaries,Wages & Fringe					
Travel					
Contractual Services					
Commodities					
Other Than Equipment					
Equipment					
Vehicles					
Wireless Communication Devices					
Subsidies, Loans & Grants					
<b>Total</b>					
No. of Positions (FTE)					

	FY 2025 New Activities (*)				
	(21) General	(22) State Support Special	(23) Federal	(24) Other Special	(25) Total
Salaries,Wages & Fringe					
Travel					
Contractual Services					
Commodities					
Other Than Equipment					
Equipment					
Vehicles					
Wireless Communication Devices					
Subsidies, Loans & Grants					
<b>Total</b>					
No. of Positions (FTE)					

	FY 2025 Total Request				
	(26) General	(27) State Support Special	(28) Federal	(29) Other Special	(30) Total
Salaries,Wages & Fringe	5,298,073				5,298,073
Travel	30,606				30,606
Contractual Services	415,765				415,765
Commodities	20,748				20,748
Other Than Equipment					
Equipment	6,752				6,752
Vehicles					
Wireless Communication Devices					
Subsidies, Loans & Grants					
<b>Total</b>	<b>5,771,944</b>				<b>5,771,944</b>
No. of Positions (FTE)	55.00				55.00

Note: FY2025 Total Request = FY2024 Estimated + FY2025 Incr(Decr) for Continuation + FY2025 Expansion/Reduction of Existing Activities + FY2025 New Activities.

CONTINUATION AND EXPANDED REQUEST

Program 4 of 8

Attorney General (070-00)

Opinions

Name of Agency	FY 2023 Actual				
	(1) General	(2) State Support Special	(3) Federal	(4) Other Special	(5) Total
Salaries,Wages & Fringe	648,635				648,635
Travel	1,194				1,194
Contractual Services	66,937				66,937
Commodities	4,179				4,179
Other Than Equipment					
Equipment	1,203				1,203
Vehicles					
Wireless Communication Devices					
Subsidies, Loans & Grants					
<b>Total</b>	<b>722,148</b>				<b>722,148</b>
No. of Positions (FTE)	7.00				7.00

	FY 2024 Estimated				
	(6) General	(7) State Support Special	(8) Federal	(9) Other Special	(10) Total
Salaries,Wages & Fringe	770,428				770,428
Travel	1,298				1,298
Contractual Services	80,820				80,820
Commodities	3,568				3,568
Other Than Equipment					
Equipment	430				430
Vehicles					
Wireless Communication Devices					
Subsidies, Loans & Grants					
<b>Total</b>	<b>856,544</b>				<b>856,544</b>
No. of Positions (FTE)	8.00				8.00

	FY 2025 Increase/Decrease for Continuation				
	(11) General	(12) State Support Special	(13) Federal	(14) Other Special	(15) Total
Salaries,Wages & Fringe					
Travel					
Contractual Services					
Commodities					
Other Than Equipment					
Equipment					
Vehicles					
Wireless Communication Devices					
Subsidies, Loans & Grants					
<b>Total</b>					
No. of Positions (FTE)					

Note: FY2025 Total Request = FY2024 Estimated + FY2025 Incr(Decr) for Continuation + FY2025 Expansion/Reduction of Existing Activities + FY2025 New Activities.

CONTINUATION AND EXPANDED REQUEST

Attorney General (070-00)

Opinions

Name of Agency Program

	FY 2025 Expansion/Reduction of Existing Activities				
	(16) General	(17) State Support Special	(18) Federal	(19) Other Special	(20) Total
Salaries,Wages & Fringe					
Travel					
Contractual Services					
Commodities					
Other Than Equipment					
Equipment					
Vehicles					
Wireless Communication Devices					
Subsidies, Loans & Grants					
<b>Total</b>					
No. of Positions (FTE)					

	FY 2025 New Activities (*)				
	(21) General	(22) State Support Special	(23) Federal	(24) Other Special	(25) Total
Salaries,Wages & Fringe					
Travel					
Contractual Services					
Commodities					
Other Than Equipment					
Equipment					
Vehicles					
Wireless Communication Devices					
Subsidies, Loans & Grants					
<b>Total</b>					
No. of Positions (FTE)					

	FY 2025 Total Request				
	(26) General	(27) State Support Special	(28) Federal	(29) Other Special	(30) Total
Salaries,Wages & Fringe	770,428				770,428
Travel	1,298				1,298
Contractual Services	80,820				80,820
Commodities	3,568				3,568
Other Than Equipment					
Equipment	430				430
Vehicles					
Wireless Communication Devices					
Subsidies, Loans & Grants					
<b>Total</b>	<b>856,544</b>				<b>856,544</b>
No. of Positions (FTE)	8.00				8.00

Note: FY2025 Total Request = FY2024 Estimated + FY2025 Incr(Decr) for Continuation + FY2025 Expansion/Reduction of Existing Activities + FY2025 New Activities.

**CONTINUATION AND EXPANDED REQUEST**

Attorney General (070-00)

State Agency Contracts

Name of Agency	FY 2023 Actual				
	(1) General	(2) State Support Special	(3) Federal	(4) Other Special	(5) Total
Salaries,Wages & Fringe	5,331,865			94,510	5,426,375
Travel	5,502			331	5,833
Contractual Services	366,811				366,811
Commodities	33,682				33,682
Other Than Equipment					
Equipment	11,745				11,745
Vehicles					
Wireless Communication Devices					
Subsidies, Loans & Grants					
<b>Total</b>	<b>5,749,605</b>			<b>94,841</b>	<b>5,844,446</b>
No. of Positions (FTE)	54.00				54.00

	FY 2024 Estimated				
	(6) General	(7) State Support Special	(8) Federal	(9) Other Special	(10) Total
Salaries,Wages & Fringe	6,333,018			198,811	6,531,829
Travel	5,981			100	6,081
Contractual Services	442,888				442,888
Commodities	28,755				28,755
Other Than Equipment					
Equipment	4,198				4,198
Vehicles					
Wireless Communication Devices					
Subsidies, Loans & Grants					
<b>Total</b>	<b>6,814,840</b>			<b>198,911</b>	<b>7,013,751</b>
No. of Positions (FTE)	57.00				57.00

	FY 2025 Increase/Decrease for Continuation				
	(11) General	(12) State Support Special	(13) Federal	(14) Other Special	(15) Total
Salaries,Wages & Fringe					
Travel					
Contractual Services					
Commodities					
Other Than Equipment					
Equipment					
Vehicles					
Wireless Communication Devices					
Subsidies, Loans & Grants					
<b>Total</b>					
No. of Positions (FTE)					

Note: FY2025 Total Request = FY2024 Estimated + FY2025 Incr(Decr) for Continuation + FY2025 Expansion/Reduction of Existing Activities + FY2025 New Activities.

**CONTINUATION AND EXPANDED REQUEST**

Attorney General (070-00)

State Agency Contracts

Name of Agency

Program

	FY 2025 Expansion/Reduction of Existing Activities				
	(16) General	(17) State Support Special	(18) Federal	(19) Other Special	(20) Total
Salaries,Wages & Fringe					
Travel					
Contractual Services					
Commodities					
Other Than Equipment					
Equipment					
Vehicles					
Wireless Communication Devices					
Subsidies, Loans & Grants					
<b>Total</b>					
No. of Positions (FTE)					

	FY 2025 New Activities (*)				
	(21) General	(22) State Support Special	(23) Federal	(24) Other Special	(25) Total
Salaries,Wages & Fringe					
Travel					
Contractual Services					
Commodities					
Other Than Equipment					
Equipment					
Vehicles					
Wireless Communication Devices					
Subsidies, Loans & Grants					
<b>Total</b>					
No. of Positions (FTE)					

	FY 2025 Total Request				
	(26) General	(27) State Support Special	(28) Federal	(29) Other Special	(30) Total
Salaries,Wages & Fringe	6,333,018			198,811	6,531,829
Travel	5,981			100	6,081
Contractual Services	442,888				442,888
Commodities	28,755				28,755
Other Than Equipment					
Equipment	4,198				4,198
Vehicles					
Wireless Communication Devices					
Subsidies, Loans & Grants					
<b>Total</b>	<b>6,814,840</b>			<b>198,911</b>	<b>7,013,751</b>
No. of Positions (FTE)	57.00				57.00

Note: FY2025 Total Request = FY2024 Estimated + FY2025 Incr(Decr) for Continuation + FY2025 Expansion/Reduction of Existing Activities + FY2025 New Activities.

CONTINUATION AND EXPANDED REQUEST

Attorney General (070-00)

Insurance Integrity Enforcement

Name of Agency

Program

	FY 2023 Actual				
	(1) General	(2) State Support Special	(3) Federal	(4) Other Special	(5) Total
Salaries,Wages & Fringe	135,593				135,593
Travel	4,606				4,606
Contractual Services	4,140				4,140
Commodities	7,393				7,393
Other Than Equipment					
Equipment	32				32
Vehicles					
Wireless Communication Devices					
Subsidies, Loans & Grants					
<b>Total</b>	<b>151,764</b>				<b>151,764</b>
No. of Positions (FTE)	2.00				2.00

	FY 2024 Estimated				
	(6) General	(7) State Support Special	(8) Federal	(9) Other Special	(10) Total
Salaries,Wages & Fringe	161,053				161,053
Travel	5,007				5,007
Contractual Services	4,999				4,999
Commodities	6,311				6,311
Other Than Equipment					
Equipment	11				11
Vehicles					
Wireless Communication Devices					
Subsidies, Loans & Grants					
<b>Total</b>	<b>177,381</b>				<b>177,381</b>
No. of Positions (FTE)	2.00				2.00

	FY 2025 Increase/Decrease for Continuation				
	(11) General	(12) State Support Special	(13) Federal	(14) Other Special	(15) Total
Salaries,Wages & Fringe					
Travel					
Contractual Services					
Commodities					
Other Than Equipment					
Equipment					
Vehicles					
Wireless Communication Devices					
Subsidies, Loans & Grants					
<b>Total</b>					
No. of Positions (FTE)					

Note: FY2025 Total Request = FY2024 Estimated + FY2025 Incr(Decr) for Continuation + FY2025 Expansion/Reduction of Existing Activities + FY2025 New Activities.



CONTINUATION AND EXPANDED REQUEST

Attorney General (070-00)

Insurance Integrity Enforcement

Name of Agency

Program

	FY 2025 Expansion/Reduction of Existing Activities				
	(16) General	(17) State Support Special	(18) Federal	(19) Other Special	(20) Total
Salaries,Wages & Fringe					
Travel					
Contractual Services					
Commodities					
Other Than Equipment					
Equipment					
Vehicles					
Wireless Communication Devices					
Subsidies, Loans & Grants					
<b>Total</b>					
No. of Positions (FTE)					

	FY 2025 New Activities (*)				
	(21) General	(22) State Support Special	(23) Federal	(24) Other Special	(25) Total
Salaries,Wages & Fringe					
Travel					
Contractual Services					
Commodities					
Other Than Equipment					
Equipment					
Vehicles					
Wireless Communication Devices					
Subsidies, Loans & Grants					
<b>Total</b>					
No. of Positions (FTE)					

	FY 2025 Total Request				
	(26) General	(27) State Support Special	(28) Federal	(29) Other Special	(30) Total
Salaries,Wages & Fringe	161,053				161,053
Travel	5,007				5,007
Contractual Services	4,999				4,999
Commodities	6,311				6,311
Other Than Equipment					
Equipment	11				11
Vehicles					
Wireless Communication Devices					
Subsidies, Loans & Grants					
<b>Total</b>	<b>177,381</b>				<b>177,381</b>
No. of Positions (FTE)	2.00				2.00

Note: FY2025 Total Request = FY2024 Estimated + FY2025 Incr(Decr) for Continuation + FY2025 Expansion/Reduction of Existing Activities + FY2025 New Activities.

**CONTINUATION AND EXPANDED REQUEST**

Attorney General (070-00)

Other Mandated Programs

Name of Agency	FY 2023 Actual				
	(1) General	(2) State Support Special	(3) Federal	(4) Other Special	(5) Total
Salaries,Wages & Fringe	7,295,685		3,279,049	452,998	11,027,732
Travel	157,071		240,259	98,545	495,875
Contractual Services	841,331		298,806	40,789	1,180,926
Commodities	432,053		118,543		550,596
Other Than Equipment					
Equipment	198,836		130,316		329,152
Vehicles	114,072	350,000	61,594		525,666
Wireless Communication Devices					
Subsidies, Loans & Grants	1,242,539				1,242,539
<b>Total</b>	<b>10,281,587</b>	<b>350,000</b>	<b>4,128,567</b>	<b>592,332</b>	<b>15,352,486</b>
No. of Positions (FTE)	69.00		41.00		110.00

	FY 2024 Estimated				
	(6) General	(7) State Support Special	(8) Federal	(9) Other Special	(10) Total
Salaries,Wages & Fringe	8,665,580		2,996,685	952,925	12,615,190
Travel	170,744		261,651	29,730	462,125
Contractual Services	1,015,823		585,227	181,025	1,782,075
Commodities	368,849		200,924	29,499	599,272
Other Than Equipment					
Equipment	71,069		49,999		121,068
Vehicles	350,000		65,000	6,250	421,250
Wireless Communication Devices					
Subsidies, Loans & Grants	729,615				729,615
<b>Total</b>	<b>11,371,680</b>		<b>4,159,486</b>	<b>1,199,429</b>	<b>16,730,595</b>
No. of Positions (FTE)	75.00		45.00		120.00

	FY 2025 Increase/Decrease for Continuation				
	(11) General	(12) State Support Special	(13) Federal	(14) Other Special	(15) Total
Salaries,Wages & Fringe					
Travel					
Contractual Services					
Commodities					
Other Than Equipment					
Equipment					
Vehicles					
Wireless Communication Devices					
Subsidies, Loans & Grants					
<b>Total</b>					
No. of Positions (FTE)					

Note: FY2025 Total Request = FY2024 Estimated + FY2025 Incr(Decr) for Continuation + FY2025 Expansion/Reduction of Existing Activities + FY2025 New Activities.

**CONTINUATION AND EXPANDED REQUEST**

Attorney General (070-00)

Other Mandated Programs

Name of Agency	FY 2025 Expansion/Reduction of Existing Activities				
	(16) General	(17) State Support Special	(18) Federal	(19) Other Special	(20) Total
Salaries,Wages & Fringe					
Travel					
Contractual Services					
Commodities					
Other Than Equipment					
Equipment					
Vehicles					
Wireless Communication Devices					
Subsidies, Loans & Grants					
<b>Total</b>					
No. of Positions (FTE)					

	FY 2025 New Activities (*)				
	(21) General	(22) State Support Special	(23) Federal	(24) Other Special	(25) Total
Salaries,Wages & Fringe					
Travel					
Contractual Services					
Commodities					
Other Than Equipment					
Equipment					
Vehicles					
Wireless Communication Devices					
Subsidies, Loans & Grants					
<b>Total</b>					
No. of Positions (FTE)					

	FY 2025 Total Request				
	(26) General	(27) State Support Special	(28) Federal	(29) Other Special	(30) Total
Salaries,Wages & Fringe	8,665,580		2,996,685	952,925	12,615,190
Travel	170,744		261,651	29,730	462,125
Contractual Services	1,015,823		585,227	181,025	1,782,075
Commodities	368,849		200,924	29,499	599,272
Other Than Equipment					
Equipment	71,069		49,999		121,068
Vehicles	350,000		65,000	6,250	421,250
Wireless Communication Devices					
Subsidies, Loans & Grants	729,615				729,615
<b>Total</b>	<b>11,371,680</b>		<b>4,159,486</b>	<b>1,199,429</b>	<b>16,730,595</b>
No. of Positions (FTE)	75.00		45.00		120.00

Note: FY2025 Total Request = FY2024 Estimated + FY2025 Incr(Decr) for Continuation + FY2025 Expansion/Reduction of Existing Activities + FY2025 New Activities.

CONTINUATION AND EXPANDED REQUEST

Attorney General (070-00)

Crime Victims Compensation

Name of Agency	FY 2023 Actual				
	(1) General	(2) State Support Special	(3) Federal	(4) Other Special	(5) Total
Salaries,Wages & Fringe	162,573		143,215		305,788
Travel	3,370		4,414	565	8,349
Contractual Services	58,999		13,610	2,000	74,609
Commodities	11,377				11,377
Other Than Equipment					
Equipment	728				728
Vehicles					
Wireless Communication Devices					
Subsidies, Loans & Grants	554,489			2,472,950	3,027,439
<b>Total</b>	<b>791,536</b>		<b>161,239</b>	<b>2,475,515</b>	<b>3,428,290</b>
No. of Positions (FTE)	11.00		3.00		14.00

	FY 2024 Estimated				
	(6) General	(7) State Support Special	(8) Federal	(9) Other Special	(10) Total
Salaries,Wages & Fringe	193,099		130,883		323,982
Travel	3,663		4,807	170	8,640
Contractual Services	71,236		26,656	8,876	106,768
Commodities	9,713				9,713
Other Than Equipment					
Equipment	260				260
Vehicles					
Wireless Communication Devices					
Subsidies, Loans & Grants	325,595			2,500,000	2,825,595
<b>Total</b>	<b>603,566</b>		<b>162,346</b>	<b>2,509,046</b>	<b>3,274,958</b>
No. of Positions (FTE)	11.00		3.00		14.00

	FY 2025 Increase/Decrease for Continuation				
	(11) General	(12) State Support Special	(13) Federal	(14) Other Special	(15) Total
Salaries,Wages & Fringe					
Travel					
Contractual Services					
Commodities					
Other Than Equipment					
Equipment					
Vehicles					
Wireless Communication Devices					
Subsidies, Loans & Grants					
<b>Total</b>					
No. of Positions (FTE)					

Note: FY2025 Total Request = FY2024 Estimated + FY2025 Incr(Decr) for Continuation + FY2025 Expansion/Reduction of Existing Activities + FY2025 New Activities.

CONTINUATION AND EXPANDED REQUEST

Attorney General (070-00)

Crime Victims Compensation

Name of Agency

Program

	FY 2025 Expansion/Reduction of Existing Activities				
	(16) General	(17) State Support Special	(18) Federal	(19) Other Special	(20) Total
Salaries,Wages & Fringe					
Travel					
Contractual Services					
Commodities					
Other Than Equipment					
Equipment					
Vehicles					
Wireless Communication Devices					
Subsidies, Loans & Grants					
<b>Total</b>					
No. of Positions (FTE)					

	FY 2025 New Activities (*)				
	(21) General	(22) State Support Special	(23) Federal	(24) Other Special	(25) Total
Salaries,Wages & Fringe					
Travel					
Contractual Services					
Commodities					
Other Than Equipment					
Equipment					
Vehicles					
Wireless Communication Devices					
Subsidies, Loans & Grants					
<b>Total</b>					
No. of Positions (FTE)					

	FY 2025 Total Request				
	(26) General	(27) State Support Special	(28) Federal	(29) Other Special	(30) Total
Salaries,Wages & Fringe	193,099		130,883		323,982
Travel	3,663		4,807	170	8,640
Contractual Services	71,236		26,656	8,876	106,768
Commodities	9,713				9,713
Other Than Equipment					
Equipment	260				260
Vehicles					
Wireless Communication Devices					
Subsidies, Loans & Grants	325,595			2,500,000	2,825,595
<b>Total</b>	<b>603,566</b>		<b>162,346</b>	<b>2,509,046</b>	<b>3,274,958</b>
No. of Positions (FTE)	11.00		3.00		14.00

Note: FY2025 Total Request = FY2024 Estimated + FY2025 Incr(Decr) for Continuation + FY2025 Expansion/Reduction of Existing Activities + FY2025 New Activities.

**PROGRAM DECISION UNITS**

Attorney General

1 - Supportive Services

Name of Agency

Program Name

	A	B	C	D	E	F		
<b>EXPENDITURES</b>	FY 2024 Appropriated	Escalations By DFA	Non-Recurring Items	Mississippi Access to	Total Funding Change	FY 2025 Total Request		
<b>SALARIES</b>	3,165,500					3,165,500		
GENERAL	3,165,500					3,165,500		
ST. SUP. SPECIAL								
FEDERAL								
OTHER								
<b>TRAVEL</b>	48,113					48,113		
GENERAL	48,113					48,113		
ST. SUP. SPECIAL								
FEDERAL								
OTHER								
<b>CONTRACTUAL</b>	415,682			200,000	200,000	615,682		
GENERAL	415,682			200,000	200,000	615,682		
ST. SUP. SPECIAL								
FEDERAL								
OTHER								
<b>COMMODITIES</b>	40,662					40,662		
GENERAL	40,662					40,662		
ST. SUP. SPECIAL								
FEDERAL								
OTHER								
<b>CAPTITAL-OTE</b>								
GENERAL								
ST. SUP. SPECIAL								
FEDERAL								
OTHER								
<b>EQUIPMENT</b>	8,242					8,242		
GENERAL	8,242					8,242		
ST. SUP. SPECIAL								
FEDERAL								
OTHER								
<b>VEHICLES</b>								
GENERAL								
ST. SUP. SPECIAL								
FEDERAL								
OTHER								
<b>WIRELESS DEV</b>								
GENERAL								
ST. SUP. SPECIAL								
FEDERAL								
OTHER								
<b>SUBSIDIES</b>	44,149					44,149		
GENERAL	44,149					44,149		
ST. SUP. SPECIAL								
FEDERAL								
OTHER								
<b>TOTAL</b>	3,722,348			200,000	200,000	3,922,348		

**FUNDING**

GENERAL FUNDS	3,722,348			200,000	200,000	3,922,348		
ST. SUP. SPCL FUNDS								
FEDERAL FUNDS								
OTHER SP. FUNDS								
<b>TOTAL</b>	3,722,348			200,000	200,000	3,922,348		

**POSITIONS**

GENERAL FTE	33.00					33.00		
ST. SUP. SPCL. FTE								
FEDERAL FTE								
OTHER SP. FTE								
<b>TOTAL</b>	33.00					33.00		

**PRIORITY LEVEL :**

				1				
--	--	--	--	---	--	--	--	--

**PROGRAM DECISION UNITS**

Attorney General

2 - Training

Name of Agency

Program Name

	A	B	C	D	E			
<b>EXPENDITURES</b>	FY 2024 Appropriated	Escalations By DFA	Non-Recurring Items	Total Funding Change	FY 2025 Total Request			
<b>SALARIES</b>	814,814				814,814			
GENERAL	613,075				613,075			
ST. SUP. SPECIAL								
FEDERAL	201,739				201,739			
OTHER								
<b>TRAVEL</b>	134,387				134,387			
GENERAL	124,587				124,587			
ST. SUP. SPECIAL								
FEDERAL	9,800				9,800			
OTHER								
<b>CONTRACTUAL</b>	1,571,248				1,571,248			
GENERAL	425,786				425,786			
ST. SUP. SPECIAL								
FEDERAL	28,332				28,332			
OTHER	1,117,130				1,117,130			
<b>COMMODITIES</b>	81,573				81,573			
GENERAL	78,395				78,395			
ST. SUP. SPECIAL								
FEDERAL	3,178				3,178			
OTHER								
<b>CAPTITAL-OTE</b>								
GENERAL								
ST. SUP. SPECIAL								
FEDERAL								
OTHER								
<b>EQUIPMENT</b>	859				859			
GENERAL	859				859			
ST. SUP. SPECIAL								
FEDERAL								
OTHER								
<b>VEHICLES</b>								
GENERAL								
ST. SUP. SPECIAL								
FEDERAL								
OTHER								
<b>WIRELESS DEV</b>								
GENERAL								
ST. SUP. SPECIAL								
FEDERAL								
OTHER								
<b>SUBSIDIES</b>	71,653				71,653			
GENERAL	35,130				35,130			
ST. SUP. SPECIAL								
FEDERAL	36,523				36,523			
OTHER								
<b>TOTAL</b>	2,674,534				2,674,534			

**FUNDING**

GENERAL FUNDS	1,277,832				1,277,832			
ST. SUP. SPCL FUNDS								
FEDERAL FUNDS	279,572				279,572			
OTHER SP. FUNDS	1,117,130				1,117,130			
<b>TOTAL</b>	2,674,534				2,674,534			

**POSITIONS**

GENERAL FTE	9.00				9.00			
ST. SUP. SPCL. FTE								
FEDERAL FTE								
OTHER SP. FTE								
<b>TOTAL</b>	9.00				9.00			

**PRIORITY LEVEL :**

--	--	--	--	--	--	--	--	--

**PROGRAM DECISION UNITS**

Attorney General

3 - Litigation

Name of Agency

Program Name

	A	B	C	D	E			
<b>EXPENDITURES</b>	FY 2024 Appropriated	Escalations By DFA	Non-Recurring Items	Total Funding Change	FY 2025 Total Request			
<b>SALARIES</b>	5,298,073				5,298,073			
GENERAL	5,298,073				5,298,073			
ST. SUP. SPECIAL								
FEDERAL								
OTHER								
<b>TRAVEL</b>	30,606				30,606			
GENERAL	30,606				30,606			
ST. SUP. SPECIAL								
FEDERAL								
OTHER								
<b>CONTRACTUAL</b>	415,765				415,765			
GENERAL	415,765				415,765			
ST. SUP. SPECIAL								
FEDERAL								
OTHER								
<b>COMMODITIES</b>	20,748				20,748			
GENERAL	20,748				20,748			
ST. SUP. SPECIAL								
FEDERAL								
OTHER								
<b>CAPTITAL-OTE</b>								
GENERAL								
ST. SUP. SPECIAL								
FEDERAL								
OTHER								
<b>EQUIPMENT</b>	6,752				6,752			
GENERAL	6,752				6,752			
ST. SUP. SPECIAL								
FEDERAL								
OTHER								
<b>VEHICLES</b>								
GENERAL								
ST. SUP. SPECIAL								
FEDERAL								
OTHER								
<b>WIRELESS DEV</b>								
GENERAL								
ST. SUP. SPECIAL								
FEDERAL								
OTHER								
<b>SUBSIDIES</b>								
GENERAL								
ST. SUP. SPECIAL								
FEDERAL								
OTHER								
<b>TOTAL</b>	5,771,944				5,771,944			

**FUNDING**

GENERAL FUNDS	5,771,944				5,771,944			
ST. SUP. SPCL FUNDS								
FEDERAL FUNDS								
OTHER SP. FUNDS								
<b>TOTAL</b>	5,771,944				5,771,944			

**POSITIONS**

GENERAL FTE	55.00				55.00			
ST. SUP. SPCL. FTE								
FEDERAL FTE								
OTHER SP. FTE								
<b>TOTAL</b>	55.00				55.00			

**PRIORITY LEVEL :**

--	--	--	--	--	--	--	--	--



**PROGRAM DECISION UNITS**

Attorney General

Name of Agency

Program Name

	A	B	C	D	E			
<b>EXPENDITURES</b>	FY 2024 Appropriated	Escalations By DFA	Non-Recurring Items	Total Funding Change	FY 2025 Total Request			
<b>SALARIES</b>	770,428				770,428			
GENERAL	770,428				770,428			
ST. SUP. SPECIAL								
FEDERAL								
OTHER								
<b>TRAVEL</b>	1,298				1,298			
GENERAL	1,298				1,298			
ST. SUP. SPECIAL								
FEDERAL								
OTHER								
<b>CONTRACTUAL</b>	80,820				80,820			
GENERAL	80,820				80,820			
ST. SUP. SPECIAL								
FEDERAL								
OTHER								
<b>COMMODITIES</b>	3,568				3,568			
GENERAL	3,568				3,568			
ST. SUP. SPECIAL								
FEDERAL								
OTHER								
<b>CAPTITAL-OTE</b>								
GENERAL								
ST. SUP. SPECIAL								
FEDERAL								
OTHER								
<b>EQUIPMENT</b>	430				430			
GENERAL	430				430			
ST. SUP. SPECIAL								
FEDERAL								
OTHER								
<b>VEHICLES</b>								
GENERAL								
ST. SUP. SPECIAL								
FEDERAL								
OTHER								
<b>WIRELESS DEV</b>								
GENERAL								
ST. SUP. SPECIAL								
FEDERAL								
OTHER								
<b>SUBSIDIES</b>								
GENERAL								
ST. SUP. SPECIAL								
FEDERAL								
OTHER								
<b>TOTAL</b>	856,544				856,544			

**FUNDING**

GENERAL FUNDS	856,544				856,544			
ST. SUP. SPCL FUNDS								
FEDERAL FUNDS								
OTHER SP. FUNDS								
<b>TOTAL</b>	856,544				856,544			

**POSITIONS**

GENERAL FTE	8.00				8.00			
ST. SUP. SPCL. FTE								
FEDERAL FTE								
OTHER SP. FTE								
<b>TOTAL</b>	8.00				8.00			

**PRIORITY LEVEL :**

--	--	--	--	--	--	--	--	--

**PROGRAM DECISION UNITS**

Attorney General

5 - State Agency Contracts

Name of Agency

Program Name

	A	B	C	D	E			
<b>EXPENDITURES</b>	FY 2024 Appropriated	Escalations By DFA	Non-Recurring Items	Total Funding Change	FY 2025 Total Request			
<b>SALARIES</b>	6,531,829				6,531,829			
GENERAL	6,333,018				6,333,018			
ST. SUP. SPECIAL								
FEDERAL								
OTHER	198,811				198,811			
<b>TRAVEL</b>	6,081				6,081			
GENERAL	5,981				5,981			
ST. SUP. SPECIAL								
FEDERAL								
OTHER	100				100			
<b>CONTRACTUAL</b>	442,888				442,888			
GENERAL	442,888				442,888			
ST. SUP. SPECIAL								
FEDERAL								
OTHER								
<b>COMMODITIES</b>	28,755				28,755			
GENERAL	28,755				28,755			
ST. SUP. SPECIAL								
FEDERAL								
OTHER								
<b>CAPTITAL-OTE</b>								
GENERAL								
ST. SUP. SPECIAL								
FEDERAL								
OTHER								
<b>EQUIPMENT</b>	4,198				4,198			
GENERAL	4,198				4,198			
ST. SUP. SPECIAL								
FEDERAL								
OTHER								
<b>VEHICLES</b>								
GENERAL								
ST. SUP. SPECIAL								
FEDERAL								
OTHER								
<b>WIRELESS DEV</b>								
GENERAL								
ST. SUP. SPECIAL								
FEDERAL								
OTHER								
<b>SUBSIDIES</b>								
GENERAL								
ST. SUP. SPECIAL								
FEDERAL								
OTHER								
<b>TOTAL</b>	7,013,751				7,013,751			

**FUNDING**

GENERAL FUNDS	6,814,840				6,814,840			
ST. SUP. SPCL FUNDS								
FEDERAL FUNDS								
OTHER SP. FUNDS	198,911				198,911			
<b>TOTAL</b>	7,013,751				7,013,751			

**POSITIONS**

GENERAL FTE	57.00				57.00			
ST. SUP. SPCL. FTE								
FEDERAL FTE								
OTHER SP. FTE								
<b>TOTAL</b>	57.00				57.00			

**PRIORITY LEVEL :**

--	--	--	--	--	--	--	--	--

**PROGRAM DECISION UNITS**

Attorney General

6 - Insurance Integrity Enforcement

Name of Agency

Program Name

	A	B	C	D	E			
<b>EXPENDITURES</b>	FY 2024 Appropriated	Escalations By DFA	Non-Recurring Items	Total Funding Change	FY 2025 Total Request			
<b>SALARIES</b>	161,053				161,053			
GENERAL	161,053				161,053			
ST. SUP. SPECIAL								
FEDERAL								
OTHER								
<b>TRAVEL</b>	5,007				5,007			
GENERAL	5,007				5,007			
ST. SUP. SPECIAL								
FEDERAL								
OTHER								
<b>CONTRACTUAL</b>	4,999				4,999			
GENERAL	4,999				4,999			
ST. SUP. SPECIAL								
FEDERAL								
OTHER								
<b>COMMODITIES</b>	6,311				6,311			
GENERAL	6,311				6,311			
ST. SUP. SPECIAL								
FEDERAL								
OTHER								
<b>CAPTITAL-OTE</b>								
GENERAL								
ST. SUP. SPECIAL								
FEDERAL								
OTHER								
<b>EQUIPMENT</b>	11				11			
GENERAL	11				11			
ST. SUP. SPECIAL								
FEDERAL								
OTHER								
<b>VEHICLES</b>								
GENERAL								
ST. SUP. SPECIAL								
FEDERAL								
OTHER								
<b>WIRELESS DEV</b>								
GENERAL								
ST. SUP. SPECIAL								
FEDERAL								
OTHER								
<b>SUBSIDIES</b>								
GENERAL								
ST. SUP. SPECIAL								
FEDERAL								
OTHER								
<b>TOTAL</b>	177,381				177,381			

**FUNDING**

GENERAL FUNDS	177,381				177,381			
ST. SUP. SPCL FUNDS								
FEDERAL FUNDS								
OTHER SP. FUNDS								
<b>TOTAL</b>	177,381				177,381			

**POSITIONS**

GENERAL FTE	2.00				2.00			
ST. SUP. SPCL. FTE								
FEDERAL FTE								
OTHER SP. FTE								
<b>TOTAL</b>	2.00				2.00			

**PRIORITY LEVEL :**

--	--	--	--	--	--	--	--	--

**PROGRAM DECISION UNITS**

Attorney General

7 - Other Mandated Programs

Name of Agency

Program Name

	A	B	C	D	E			
<b>EXPENDITURES</b>	FY 2024 Appropriated	Escalations By DFA	Non-Recurring Items	Total Funding Change	FY 2025 Total Request			
<b>SALARIES</b>	12,615,190				12,615,190			
GENERAL	8,665,580				8,665,580			
ST. SUP. SPECIAL								
FEDERAL	2,996,685				2,996,685			
OTHER	952,925				952,925			
<b>TRAVEL</b>	462,125				462,125			
GENERAL	170,744				170,744			
ST. SUP. SPECIAL								
FEDERAL	261,651				261,651			
OTHER	29,730				29,730			
<b>CONTRACTUAL</b>	1,782,075				1,782,075			
GENERAL	1,015,823				1,015,823			
ST. SUP. SPECIAL								
FEDERAL	585,227				585,227			
OTHER	181,025				181,025			
<b>COMMODITIES</b>	599,272				599,272			
GENERAL	368,849				368,849			
ST. SUP. SPECIAL								
FEDERAL	200,924				200,924			
OTHER	29,499				29,499			
<b>CAPTITAL-OTE</b>								
GENERAL								
ST. SUP. SPECIAL								
FEDERAL								
OTHER								
<b>EQUIPMENT</b>	121,068				121,068			
GENERAL	71,069				71,069			
ST. SUP. SPECIAL								
FEDERAL	49,999				49,999			
OTHER								
<b>VEHICLES</b>	421,250				421,250			
GENERAL	350,000				350,000			
ST. SUP. SPECIAL								
FEDERAL	65,000				65,000			
OTHER	6,250				6,250			
<b>WIRELESS DEV</b>								
GENERAL								
ST. SUP. SPECIAL								
FEDERAL								
OTHER								
<b>SUBSIDIES</b>	729,615				729,615			
GENERAL	729,615				729,615			
ST. SUP. SPECIAL								
FEDERAL								
OTHER								
<b>TOTAL</b>	16,730,595				16,730,595			

**FUNDING**

GENERAL FUNDS	11,371,680				11,371,680			
ST. SUP. SPCL FUNDS								
FEDERAL FUNDS	4,159,486				4,159,486			
OTHER SP. FUNDS	1,199,429				1,199,429			
<b>TOTAL</b>	16,730,595				16,730,595			

**POSITIONS**

GENERAL FTE	75.00				75.00			
ST. SUP. SPCL. FTE								
FEDERAL FTE	45.00				45.00			
OTHER SP. FTE								
<b>TOTAL</b>	120.00				120.00			

**PRIORITY LEVEL :**

--	--	--	--	--	--	--	--	--

**PROGRAM DECISION UNITS**

Attorney General

8 - Crime Victims Compensation

Name of Agency

Program Name

	A	B	C	D	E			
<b>EXPENDITURES</b>	FY 2024 Appropriated	Escalations By DFA	Non-Recurring Items	Total Funding Change	FY 2025 Total Request			
<b>SALARIES</b>	323,982				323,982			
GENERAL	193,099				193,099			
ST. SUP. SPECIAL								
FEDERAL	130,883				130,883			
OTHER								
<b>TRAVEL</b>	8,640				8,640			
GENERAL	3,663				3,663			
ST. SUP. SPECIAL								
FEDERAL	4,807				4,807			
OTHER	170				170			
<b>CONTRACTUAL</b>	106,768				106,768			
GENERAL	71,236				71,236			
ST. SUP. SPECIAL								
FEDERAL	26,656				26,656			
OTHER	8,876				8,876			
<b>COMMODITIES</b>	9,713				9,713			
GENERAL	9,713				9,713			
ST. SUP. SPECIAL								
FEDERAL								
OTHER								
<b>CAPTITAL-OTE</b>								
GENERAL								
ST. SUP. SPECIAL								
FEDERAL								
OTHER								
<b>EQUIPMENT</b>	260				260			
GENERAL	260				260			
ST. SUP. SPECIAL								
FEDERAL								
OTHER								
<b>VEHICLES</b>								
GENERAL								
ST. SUP. SPECIAL								
FEDERAL								
OTHER								
<b>WIRELESS DEV</b>								
GENERAL								
ST. SUP. SPECIAL								
FEDERAL								
OTHER								
<b>SUBSIDIES</b>	2,825,595				2,825,595			
GENERAL	325,595				325,595			
ST. SUP. SPECIAL								
FEDERAL								
OTHER	2,500,000				2,500,000			
<b>TOTAL</b>	3,274,958				3,274,958			

**FUNDING**

GENERAL FUNDS	603,566				603,566			
ST. SUP. SPCL FUNDS								
FEDERAL FUNDS	162,346				162,346			
OTHER SP. FUNDS	2,509,046				2,509,046			
<b>TOTAL</b>	3,274,958				3,274,958			

**POSITIONS**

GENERAL FTE	11.00				11.00			
ST. SUP. SPCL. FTE								
FEDERAL FTE	3.00				3.00			
OTHER SP. FTE								
<b>TOTAL</b>	14.00				14.00			

**PRIORITY LEVEL :**

--	--	--	--	--	--	--	--	--

**PROGRAM NARRATIVE**

Program Data Collected in Accordance with the Mississippi Performance Budget and Strategic Planning Act of 1994  
(To Accompany Form MBR-1-03)

Attorney General

1 - Supportive Services

Name of Agency

Program Name

**I. Program Description:**

The Supportive Services Program provides administrative and technical support in the areas of management (planning, organizing and staffing), finance, personnel, accounting, budgeting, grant management and reporting, information systems, purchasing, payroll, internal auditing, maintenance of law library, management of all legal contracts, and administration of the Law Enforcement Officers and Fire Fighters Disability Benefits Trust Fund. The Law Enforcement Officers and Fire Fighters Disability Benefits Trust Fund was created in Section 45-2-21, Miss. Code Ann. (1972), to provide supplemental compensation not covered by worker's compensation in the form of disability benefits to any actively employed law enforcement officer or volunteer fire fighter or reserve/auxiliary law enforcement officer or volunteer fire fighter who is accidentally or intentionally injured in the line of duty as a direct result of a single incident.

**II. Program Objective:**

The objective of the Supportive Services Program is to provide the necessary administrative support for the Office of the Attorney General to perform its mandated functions as the Chief Legal Officer of the State of Mississippi. The goal of Supportive Services is to provide the necessary support as cost efficiently, timely, and equitably as possible.

**IV. Additional program activities that will result from increased funding requested in Columns 16-25 (MBR-1-03) and specified Budget Decision Unit Columns (MBR-1-03-A):**

**(D) Mississippi Access to Maternal Assistance Program (MAMA):**

During the 2023 Legislative Session, the Mississippi Access to Maternal Assistance Program (MAMA) was created for the purpose of developing and implementing a website and mobile application to coordinate and promote information and services related to pregnancy, childbirth and care for dependent children for expectant mothers and new parents. The Attorney General's Office is responsible for the oversight of the administration of this program; therefore, an additional \$200,000 is being requested to continue the website and mobile application as well as further enhance the availability of the information for this program.

**PROGRAM NARRATIVE**

Program Data Collected in Accordance with the Mississippi Performance Budget and Strategic Planning Act of 1994  
(To Accompany Form MBR-1-03)

Attorney General

2 - Training

Name of Agency

Program Name

**I. Program Description:**

The Training Program is charged with the responsibility of providing training for Mississippi Prosecutors. The Program was statutorily created, Section 37-26-1, Miss. Code Ann. (1972), to provide Continuing Legal Education (CLE) and technical assistance training for Mississippi's state, county, municipal and youth prosecutors. Further, as statutorily dictated in Section 43-21-117, all youth court prosecutors and county prosecuting attorneys who serve as youth court prosecutors shall be required to receive juvenile justice training approved by the Mississippi Attorney General's Office and regular annual continuing education in the field of juvenile justice.

The Program also provides technical assistance for District Attorneys, county prosecuting attorneys, and municipal prosecuting attorneys as provided by Section 37-26-1, Miss. Code Ann. (1972) by training criminal investigators, victim assistance coordinators, and others who provide technical support for District Attorneys, county prosecuting attorneys, and municipal prosecuting attorneys. The Program serves as a liaison for the prosecutors and the Mississippi Legislature, as well as various State, Federal, and local criminal justice agencies and groups.

**II. Program Objective:**

The primary objective of the Training Program is to enhance criminal justice services to the citizens of the State of Mississippi by providing critical, applicable, and timely continuing legal education for State, county, and municipal prosecuting attorneys.

**PROGRAM NARRATIVE**

Program Data Collected in Accordance with the Mississippi Performance Budget and Strategic Planning Act of 1994  
(To Accompany Form MBR-1-03)

Attorney General

3 - Litigation

Name of Agency

Program Name

**I. Program Description:**

The Attorney General as stated in Section 7-5-1, Miss. Code Ann. (1972), "...shall be the chief legal officer and advisor for the state, both civil and criminal, and is charged with managing all litigation on behalf of the state.

Civil litigation provides trial and appellate legal representation to the State, State agencies and boards, and State officials and employees sued in their official and individual capacities. Civil actions are as varied as discrimination, personal injury, voting rights, contracts, Section 1983 prisoner litigation, civil rights, and administrative appeals in all state and federal courts.

Criminal litigation represents the State in all criminal appeals from our state courts, all federal actions involving petitions for writs of habeas corpus, and other related proceedings in state and federal courts. The attorneys practice in our state trial courts, the Mississippi Supreme court, the Mississippi Court of Appeals, the United States District Courts of Mississippi, the Fifth Circuit Court of Appeals, and the Supreme Court of the United States. In Mississippi, defendants have a statutory right to appeal their convictions from the circuit court to the Mississippi Supreme Court. The Criminal litigation division files a brief on each of these appeals on behalf of the State, with the goal to preserve felony convictions and sentences. Oral arguments are held at the request of the appellate courts. This division is divided into three teams: (1) Direct Appeals team, which handles all non-death penalty appeals from our state and trial courts, including direct appeals and post-conviction relief appeals; (2) Death Penalty Litigation team, which handles all litigation following a capital murder conviction and imposition of the death penalty including trial and appellate level proceedings in state and federal courts; and (3) Federal Habeas Corpus team, which handles all no-death penalty federal habeas corpus cases in federal courts. This division offers advice and assistance to local District Attorney's offices and also reviews extraditions for the Governor's Office.

**II. Program Objective:**

The objective of the Litigation Program is to manage all litigation on behalf of the State in a timely and professional manner and to maintain a docket of such cases.



**PROGRAM NARRATIVE**

Program Data Collected in Accordance with the Mississippi Performance Budget and Strategic Planning Act of 1994  
(To Accompany Form MBR-1-03)

Attorney General

4 - Opinions

Name of Agency

Program Name

**I. Program Description:**

In accordance with Section 7-5-25, Miss. Code Ann. (1972), the Attorney General shall give her opinion, without fee, to any state or local public official. The Opinions Program researches, prepares, and distributes formal written opinions in response to questions of law from all state and local entities, officials, and their attorneys. This division also reviews and approves or disapproves all Interlocal Agreements; fulfills the Statutory Advisor responsibilities including the review and monitoring of the publication of the Mississippi Code and its annual supplements; provides technical and legal assistance and training to local government officials who generate the vast majority of opinion requests; and provides litigation support and expertise on cases as directed by the Attorney General including Voting Rights, separation of powers, and other constitutional cases.

**II. Program Objective:**

The objective of the Opinions Program is to respond to all requests for Official Attorney General Opinions in a timely manner, to respond to requests for assistance by telephone, and to conduct lectures and training seminars for local government attorneys and officials throughout the State. The Statutory Advisor, working with the Joint Legislative Committee for Code Revision and its staff attorneys, must review and monitor the publication of the Mississippi Code and its annual supplements, and review, recommend revision, and prepare summaries of proposed constitutional initiatives within the designated time frame. Interlocal Agreements must be reviewed within the statutory time limit. Litigation support and expertise in various important areas of the law must be provided in a timely and effective manner.

**PROGRAM NARRATIVE**

Program Data Collected in Accordance with the Mississippi Performance Budget and Strategic Planning Act of 1994  
(To Accompany Form MBR-1-03)

Attorney General

5 - State Agency Contracts

Name of Agency

Program Name

**I. Program Description:**

In accordance with Section 7-5-1, et seq., Miss. Code Ann. (1972), and case law explaining the constitutional powers of the Attorney General of Mississippi under Section 173 of the Mississippi Constitution, the Office of the Attorney General is responsible for representing the State, its officials, and the state agencies carrying out the powers of the executive branch of government. The primary responsibility for the State Agency Contracts Program is for each attorney assigned to the Program to handle the day-to-day legal representation of state agencies. Attorneys within this division maintain a record of their time spent for any agency within the Office of the Attorney General's case management system.

**II. Program Objective:**

The objective of the State Agency Contracts Program is to render such services deemed necessary to assist in advising and in representing the State and its entities and agencies as appropriate. The State Agency Contracts Program ensures an agency that specialization is provided and continuity of services is maintained.

**PROGRAM NARRATIVE**

Program Data Collected in Accordance with the Mississippi Performance Budget and Strategic Planning Act of 1994  
(To Accompany Form MBR-1-03)

Attorney General

6 - Insurance Integrity Enforcement

Name of Agency

Program Name

**I. Program Description:**

The Insurance Integrity Enforcement Bureau was created during the 1998 Regular Session of the Legislature in House Bill 428. As stated in Section 7-5-301, et seq., Miss. Code Ann. (1972), of the enabling legislation, "The duty of the bureau is to investigate and prosecute claims of insurance abuses and crimes involving insurance.

**II. Program Objective:**

The objective of the Insurance Integrity Enforcement Bureau is to investigate and prosecute claims of insurance abuses and crimes involving insurance.

**PROGRAM NARRATIVE**

Program Data Collected in Accordance with the Mississippi Performance Budget and Strategic Planning Act of 1994  
(To Accompany Form MBR-1-03)

Attorney General

7 - Other Mandated Programs

Name of Agency

Program Name

**I. Program Description:**

The Attorney General's Other Mandated Programs consists of the Medicaid Fraud Control Unit, the Public Integrity Division, the Consumer Protection Division, the Alcohol and Tobacco Enforcement Division, and the Bureau of Victim Assistance. These programs are fully comprehensive law enforcement units staffed by criminal investigators, auditors, and prosecuting attorneys who serve in combating the corrupt, deceptive, and illegal practices of unscrupulous medical providers, public officials, drug traffickers, and business enterprises.

The Medicaid Fraud Control Unit, established by Section 43-13-219, Miss. Code Ann. (1972), is responsible for the statewide investigation and prosecution of fraud committed by Medicaid providers. This Unit is also responsible for the investigation of abuse, neglect, and financial exploitation perpetrated upon vulnerable persons who are residents or patients in health care facilities. Funding for this program is received from a federal grant which reimburses 75% of the operating expenses. The Unit is re-certified annually by the Office of the Inspector General, Health and Human Services.

The Public Integrity Division is charged with the responsibility of conducting official investigations in accordance with Section 7-5-59, Miss. Code Ann. (1972), which details white collar crime and official corruption and assisting district attorneys and local law enforcement officials in the performance of their duties; and with the responsibility of impaneling a statewide grand jury to investigate and charge large-scale drug offenders in accordance with Section 13-7-1, et seq., Miss. Code Ann. (1972). This Division receives complaints and allegations from a variety of sources: state and local officials who have discovered such conduct in the performance of their routine responsibilities; calls and letters from citizens throughout the State who have observed actions that are believed to be improper; and referral of cases from local law enforcement officials and prosecutors which could better be handled by this Division. The Public Integrity Division is comprised of both attorneys and investigators who work closely together to ensure that cases are efficiently prosecuted and also work with the Mississippi Bureau of Narcotics and other state and local law enforcement entities in identifying and dismantling large drug organizations through both criminal prosecution and civil forfeiture actions. The Public Integrity Division serves as the enforcement arm of the Mississippi Charitable Solicitations Act which requires charities to properly register with the Secretary of State's Office. The Vulnerable Persons Investigative Unit and Child Support Prosecution Unit are also a part of the Public Integrity Division. The Vulnerable Persons Unit was created as a part of the Vulnerable Persons Act [Section 43-47-1, et seq., Miss. Code Ann. (1972)] to prosecute those accused of crimes against vulnerable persons and provide training to law enforcement, judges, district attorneys, state agencies and investigators at the Department of Human Services. The unit receives complaints from the Department of Human Services and other law enforcement agencies as well as complaints from other concerned individuals. [Section 43-47-5, et seq., Miss. Code Ann. (1972)] The Child Support Prosecution Unit investigates and criminally prosecutes deadbeat parents for failure to pay court ordered child support in compliance with Sections 43-19-61 and 97-5-3, Miss. Code Ann. (1972).

The Cybercrime Division investigates and prosecutes high technology crimes in compliance with Section 7-5-59, Miss. Code Ann. (1972) to provide a safe electronic environment in Mississippi for the communication of information, ideas and commercial transactions and to protect children from online predators. The Division also provides technical assistance to state, local, and federal law enforcement officials in the investigation of electronic crimes as well as the seizure of computers and other digital evidence. The Division also coordinates with the United States Secret Service to host the Cyber Fraud Task Force for the State. This task force includes state and local partnerships to address technologically facilitated crimes in Mississippi. The Attorney General's Cybercrime Division receives federal funds to establish and operate an Internet Crimes Against Children (ICAC) Task Force. The ICAC Task Force is the umbrella agency for the State of Mississippi for enforcement, investigation, and prosecution of Internet Crimes Against Children. The Task Force is the central training facility for ICAC investigative standards, forensic analysis, and prosecution and provides on-site and in-the-field technical assistance for agencies involved in ICAC cases. The Task Force provides leadership for proactive and reactive investigations and extends outreach into law enforcement, the community, and educational system for prevention and intervention of internet or technological exploitation of children.

The Consumer Protection Division was created in 1974 by Section 75-24-1, et seq., Miss. Code Ann. (1972), as amended. The Consumer Protection Act of 1994 amended and strengthened this Section. Consumer Protection handles a wide range of complaints from citizens located throughout the State of Mississippi. These complaints include, but are not limited to, lottery and sweepstakes scams, new and used car sales, and telemarketing fraud. Consumer Protection fields thousands of calls and emails each year. The Division is also charged with the investigation and prosecution of identity theft, home repair fraud, and intellectual property crimes, as well as the issuance of Identity Theft Passports [Section 97-45-29, Miss. Code Ann. (1972)]. The Division promotes consumer education through participation in civic group functions, student lectures, law

**PROGRAM NARRATIVE**

Program Data Collected in Accordance with the Mississippi Performance Budget and Strategic Planning Act of 1994  
(To Accompany Form MBR-1-03)

enforcement seminars, and other types of presentations throughout the State, as well as publishes and distributes public education brochures. Mediation of business complaints and investigation of deceptive business practices constitute a large part of the Division's activities. To carry out its mission, Consumer Protection is also authorized to exercise various types of enforcement activities, including subpoenas, cease and desist orders, assurances of voluntary compliance, injunctions, criminal prosecutions, and collection of civil penalties.

The Bureau of Victim Assistance Interpersonal Domestic Violence Division [Section 93-21-31, Miss. Code Ann. (1972)], provides support and training for law enforcement, judges, court personnel, advocates, social workers, students and medical personnel in the areas of domestic violence, dating violence, stalking, strangulation, sexual assault, Domestic Abuse Protection Orders, and related matters including human trafficking and victims' rights. The Division works with other divisions within the Attorney General's Office to accomplish training goals. The Division produces educational and training guides to support its efforts and also works in conjunction with other public entities and non-profit organizations for the promotion of domestic violence prevention and victim assistance. The Division also administers the statewide Domestic Abuse Protection Order Registry [Section 93-21-25, Miss. Code Ann. (1972)] and trains court clerks, dispatch and law enforcement on usage of the Registry as well as the Domestic Violence Uniform Offense Report used by law enforcement to report domestic violence incidents. The Division has a statewide Human Trafficking Victim Services Coordinator who works with other divisions, agencies and non-profits to develop and implement human trafficking legislation and works closely with government partners and private entities developing and implementing a cohesive approach to investigating, prosecuting and ending human trafficking in Mississippi. By service as a resource to all those who come into contact with domestic violence, strangulation, stalking, sexual assault and human trafficking victims, the Division brings the full weight of the State of Mississippi to combat these crimes to achieve the objectives of holding offenders accountable, keeping victims and law enforcement safe, and referring victims to resources and services.

The Alcohol & Tobacco Enforcement Division ensures compliance with state laws that prohibit the sale of tobacco products and alcohol to minors. The FDA Unit which is also a part of the Alcohol & Tobacco Enforcement Division is funded through the Food and Drug Administration and ensures compliance with federal laws that prohibit the sale of tobacco to minors.

## II. Program Objective:

The overall objective of the Attorney General's Other Mandated Programs is to investigate and prosecute all illegal activities relating to Medicaid fraud, elder abuse/neglect/exploitation, drug trafficking, misconduct of public officials and business enterprises, identity theft, cybercrime, child support, and tobacco and alcohol sale to minors. In addition, assistance is provided to United States Attorneys, district attorneys, and federal and local law enforcement agencies in the performance of their duties. Other Mandated Programs addresses juvenile prevention, intervention, and juvenile justice alternatives. The Program is also involved in the war on drugs by utilizing the State's asset forfeiture statutes and providing prosecutors and law enforcement officers with pre-arrest asset investigative assessments and post-arrest legal as well as prosecutorial assistance.

**PROGRAM NARRATIVE**

Program Data Collected in Accordance with the Mississippi Performance Budget and Strategic Planning Act of 1994  
(To Accompany Form MBR-1-03)

Attorney General

8 - Crime Victims Compensation

Name of Agency

Program Name

**I. Program Description:**

The Crime Victims Compensation Division provides financial assistance and support services to victims of violent crime and their family members as mandated in the MS Crime Victims Compensation Act [Section 99-41-1 et seq., Miss. Code Ann. (1972)]. Compensation is awarded for medical care, rehabilitation, counseling services for the victim and the victim's family member(s), funeral expenses, loss of wages, loss of tuition, loss of support for dependents of deceased victims, crime scene clean-up, court related travel, execution travel, domestic violence temporary housing assistance, domestic violence relocation assistance, and repair/replacement. The overall maximum allowable for awards payable is twenty thousand dollars (\$20,000), with limits applied to each benefit type. Also, the Crime Victim Compensation Division reimburses medical providers authorized payments for costs of sexual assault medical forensic examinations. Additionally, the Crime Victim Compensation Division provides ongoing training to victim service providers, law enforcement agencies, medical and mental health providers and others across the state who provide information, support and care to victims. The Victim Assistance Program was established with a federal grant in FY 2000 to provide enhanced direct services to crime victims. The program serves as a single point of contact for crime victims and the public-at-large in the State of Mississippi providing information, referral, advocacy and support to persons who contact the program.

The Address Confidentiality Program (ACP), mandated by Section 99-47-1, Miss. Code Ann. (1972), became effective July 1, 2009. Persons enrolled in the ACP may request that state/local government agencies use a substitute address designated by the Attorney General's Office. The ACP can help a relocated victim of domestic violence, sexual assault and stalking in their attempt to keep their new address confidential.

**II. Program Objective:**

The objective of the Crime Victims Compensation Division is to relieve the hardships of crime victims and assist in their recovery whenever possible by providing compensation, direct services, advocacy, and public awareness and education to victims, their family members, law enforcement, court officials, and the public-at-large.

**Elements of Quality Program Design**

For the Evaluation of Requests to Fund New Programs or New Activity in an Existing Program  
(To Accompany Form MBR-1-03A)

**PROGRAM PERFORMANCE MEASURES**

Program Data Collected in Accordance with the Mississippi Performance Budget and Strategic Planning Act of 1994

\* 0.00 in the "APPRO" column may indicate the measure is not in the agency appropriations bill.

Attorney General (070-00)

1 - Supportive Services

Name of Agency

PROGRAM NAME

PROGRAM OUTPUTS: (This is the measure of the process necessary to carry on the goals and objectives of this program. This is the volume produced, i.e., how many people served, how many documents generated.)

	FY 2023 APPRO	FY 2023 ACTUAL	FY 2024 ESTIMATED	FY 2025 PROJECTED
1 Fiscal Transactions Processed (Number of)	0.00	7,422.00	7,500.00	7,500.00

PROGRAM EFFICIENCIES: (This is the measure of the cost, unit cost or productivity associated with a given outcome or output. This measure indicates linkage between services and funding, i.e., cost per investigation, cost per student or number of days to complete investigation.)

	FY 2023 APPRO	FY 2023 ACTUAL	FY 2024 ESTIMATED	FY 2025 PROJECTED
1 Cost of Support Services as Percent of Budget, 2011-2012 Baseline: 5.10%	6.00	5.00	6.00	6.00

PROGRAM OUTCOMES: (This is the measure of the quality or effectiveness of the services provided by this program. This measure provides an assessment of the actual impact or public benefit of your agency's actions. This is the results produced, i.e., increased customer satisfaction by x% within a 12-month period, reduce the number of traffic fatalities due to drunk drivers within a 12-month period.)

	FY 2023 APPRO	FY 2023 ACTUAL	FY 2024 ESTIMATED	FY 2025 PROJECTED
1 Successful Execution of the Agency's Business and Operational Functions to include: a) Executive Leadership; b) Administrative Support of the Executive Staff; c) Coordination, Planning, and Budgeting Between All Divisions; d) Support of Administrative Services Needed for all Internal Agency Units Including Business Processes and Personnel (1 = Achieved)	0.00	1.00	1.00	1.00



**PROGRAM PERFORMANCE MEASURES**

Program Data Collected in Accordance with the Mississippi Performance Budget and Strategic Planning Act of 1994

\* 0.00 in the "APPRO" column may indicate the measure is not in the agency appropriations bill.

Attorney General (070-00)

2 - Training

Name of Agency

PROGRAM NAME

PROGRAM OUTPUTS: (This is the measure of the process necessary to carry on the goals and objectives of this program. This is the volume produced, i.e., how many people served, how many documents generated.)

	FY 2023 APPRO	FY 2023 ACTUAL	FY 2024 ESTIMATED	FY 2025 PROJECTED
1 Prosecutors Training Conferences Conducted	0.00	10.00	7.00	7.00
2 Prosecutors Trained	0.00	746.00	750.00	750.00
3 Investigators, Victim Assistance Coordinators, and Worthless Check Unit Personnel Trained	0.00	243.00	125.00	125.00
4 CLE Hours Available to Prosecutors	0.00	101.00	60.00	60.00

PROGRAM EFFICIENCIES: (This is the measure of the cost, unit cost or productivity associated with a given outcome or output. This measure indicates linkage between services and funding, i.e., cost per investigation, cost per student or number of days to complete investigation.)

	FY 2023 APPRO	FY 2023 ACTUAL	FY 2024 ESTIMATED	FY 2025 PROJECTED
1 Annual Fall Conference (Cost per participant per day) (Note: Estimated and projected numbers are based on historical information. However, due to the passage of SB 2362 and conversion of the Office of the Attorney General to a general fund agency, we are in the early stages of assessing necessary program cuts; therefore, these numbers are subject to change based on funds availability.)	0.00	101.40	150.00	150.00
2 Annual Spring Conference (Cost per participant per day) (Note: Estimated and projected numbers are based on historical information. However, due to the passage of SB 2362 and conversion of the Office of the Attorney General to a general fund agency, we are in the early stages of assessing necessary program cuts; therefore, these numbers are subject to change based on funds availability.)	0.00	113.90	150.00	150.00
3 Conference for District Attorneys & Assistants (Cost per participant per day) (Note: Estimated and projected numbers are based on historical information. However, due to the passage of SB 2362 and conversion of the Office of the Attorney General to a general fund agency, we are in the early stages of assessing necessary program cuts; therefore, these numbers are subject to change based on funds availability.)	0.00	140.37	175.00	175.00
4 Conference for Youth Court Prosecutors (Cost per participant per day) (Note: Estimated and projected numbers are based on historical information. However, due to the passage of SB 2362 and conversion of the Office of the Attorney General to a general fund agency, we are in the early stages of assessing necessary program cuts; therefore, these numbers are subject to change based on funds availability.)	0.00	99.17	150.00	150.00
5 Mississippi Municipal League Conference (Cost per participant per day) (Note: Estimated and projected numbers are based on historical information. However, due to the passage of SB 2362 and conversion of the Office of the Attorney General to a general fund agency, we are in the early stages of assessing necessary program cuts; therefore, these numbers are subject to change based on funds availability.)	0.00	109.43	150.00	150.00

**PROGRAM PERFORMANCE MEASURES**

Program Data Collected in Accordance with the Mississippi Performance Budget and Strategic Planning Act of 1994

*\* 0.00 in the "APPRO" column may indicate the measure is not in the agency appropriations bill.*

Attorney General (070-00)

2 - Training

Name of Agency

PROGRAM NAME

PROGRAM OUTCOMES: (This is the measure of the quality or effectiveness of the services provided by this program. This measure provides an assessment of the actual impact or public benefit of your agency's actions. This is the results produced, i.e., increased customer satisfaction by x% within a 12-month period, reduce the number of traffic fatalities due to drunk drivers within a 12-month period.

	FY 2023 APPRO	FY 2023 ACTUAL	FY 2024 ESTIMATED	FY 2025 PROJECTED
1 Ratings of Continuing Legal Education Training Presentation by Participants	95.00	99.00	95.00	95.00
2 Ratings of CRIMES System Training Presentation by Participants	90.00	0.00	0.00	0.00

**PROGRAM PERFORMANCE MEASURES**

Program Data Collected in Accordance with the Mississippi Performance Budget and Strategic Planning Act of 1994

\* 0.00 in the "APPRO" column may indicate the measure is not in the agency appropriations bill.

Attorney General (070-00)

3 - Litigation

Name of Agency

PROGRAM NAME

PROGRAM OUTPUTS: (This is the measure of the process necessary to carry on the goals and objectives of this program. This is the volume produced, i.e., how many people served, how many documents generated.)

	FY 2023 APPRO	FY 2023 ACTUAL	FY 2024 ESTIMATED	FY 2025 PROJECTED
1 Criminal Appeals Received	0.00	398.00	415.00	425.00
2 Criminal Appeals Filed	0.00	281.00	300.00	310.00
3 Miscellaneous Responses (These are criminal matters that are docketed on the Miscellaneous Docket of the Supreme Court, in which this Office is required to respond. They primarily include proceedings filed by prisoners collaterally attacking their convictions or sentences.)	0.00	9.00	10.00	10.00
4 Oral Arguments - Criminal	0.00	11.00	15.00	18.00
5 Certiorari Petitions Filed (Certiorari petitions are filed in the MS Supreme Court by the defendant or the State asking the Court to exercise its power of discretionary review over the decision of the Court of Appeals.)	0.00	16.00	20.00	20.00
6 Extraditions - Processed	0.00	70.00	70.00	70.00
7 Extraditions - Appeals	0.00	0.00	0.00	0.00
8 Extraditions - Hearings	0.00	0.00	0.00	0.00
9 Death Penalty Appeals - Briefs, Responses & Motions (The numbers in this section are for death penalty cases on direct appeal before the MS Supreme Court; on State post-conviction review before the MS Supreme Court, the State trial courts, and the United States Supreme Court; and federal habeas corpus review before the United States District Courts for Mississippi, the United States Court of Appeals for the Fifth Circuit, and the United States Supreme Court. There are currently 87 active death penalty cases in various stages of litigation in the state and federal courts.)	0.00	59.00	69.00	79.00
10 Death Penalty Appeals - Arguments and Hearings (The numbers in this section are for death penalty cases on direct appeal before the MS Supreme Court; on State post-conviction review before the MS Supreme Court, the State trial courts, and the United States Supreme Court; and federal habeas corpus review before the United States District Courts for Mississippi, the United States Court of Appeals for the Fifth Circuit, and the United States Supreme Court. There are currently 87 active death penalty cases in various stages of litigation in the state and federal courts.)	0.00	4.00	5.00	5.00
11 Federal Habeas Corpus - Briefs, Responses & Motions (The numbers in this section are for non-death penalty habeas corpus cases before the United States Supreme Court, the United States Court of Appeals for the Fifth Circuit, and the United States District Courts for Mississippi.)	0.00	144.00	175.00	200.00
12 Federal Habeas Corpus - Arguments and Hearings (The numbers in this section are for non-death penalty habeas corpus cases before the United States Supreme Court, the United States Court of Appeals for the Fifth Circuit, and the United States District Courts for Mississippi.)	0.00	2.00	2.00	2.00
13 Civil Cases Opened	0.00	138.00	135.00	137.00
14 Civil Cases Closed	0.00	90.00	88.00	90.00
15 Section 1983 Prisoner Cases - Federal Actions (42 U.S.C. Section 1983 allows prisoners to sue an official who is acting under State law for deprivation of civil rights.)	0.00	96.00	101.00	100.00

**PROGRAM PERFORMANCE MEASURES**

Program Data Collected in Accordance with the Mississippi Performance Budget and Strategic Planning Act of 1994

\* 0.00 in the "APPRO" column may indicate the measure is not in the agency appropriations bill.

Attorney General (070-00)

3 - Litigation

Name of Agency

PROGRAM NAME

**PROGRAM EFFICIENCIES:** (This is the measure of the cost, unit cost or productivity associated with a given outcome or output. This measure indicates linkage between services and funding, i.e., cost per investigation, cost per student or number of days to complete investigation.)

	FY 2023 APPRO	FY 2023 ACTUAL	FY 2024 ESTIMATED	FY 2025 PROJECTED
1 Average Caseload per Attorney - Criminal (Criminal "caseload" includes appeal briefs filed, miscellaneous responses filed, certiorari responses or petitions filed, oral arguments, and extradition hearings and appeals but not extraditions processed.) (Based on 11.5 attorneys)	0.00	40.00	42.00	44.00
2 Average Caseload per Attorney - Death Penalty Briefs (Based on 3 attorneys)	0.00	15.00	17.00	20.00
3 Average Caseload per Attorney - Habeas Corpus Briefs (Based on 3 attorneys in FY 2019 and 4 attorneys in FY 2020 and FY 2021)	0.00	36.00	44.00	50.00
4 Average Caseload per Attorney - Civil (Based on 10 attorneys)	0.00	25.00	27.00	27.00
5 Average Caseload per Attorney - Section 1983 (Based on 1 attorney)	0.00	96.00	101.00	100.00

**PROGRAM OUTCOMES:** (This is the measure of the quality or effectiveness of the services provided by this program. This measure provides an assessment of the actual impact or public benefit of your agency's actions. This is the results produced, i.e., increased customer satisfaction by x% within a 12-month period, reduce the number of traffic fatalities due to drunk drivers within a 12-month period.)

	FY 2023 APPRO	FY 2023 ACTUAL	FY 2024 ESTIMATED	FY 2025 PROJECTED
1 Minimum Affirmations of Criminal Convictions 2011-2012 Baseline: 90.00%	85.00	95.00	95.00	95.00
2 Minimum Affirmations of Death Penalty Appeals 2011-2012 Baseline: 83.33%	80.00	88.00	85.00	85.00
3 Minimum Denial of Relief in Federal Habeas Corpus 2011-2012 Baseline: 86.96%	95.00	97.00	97.00	97.00
4 Minimum Pos Results of Civil Cases 2011-2012 Baseline: 96.00%	94.00	97.00	96.00	96.00
5 Percent Change of Affirmations of Criminal Convictions Attained	0.00	2.00	0.00	0.00
6 Percent Change of Death Penalty Review Cases Affirmed	6.00	17.00	3.00	0.00
7 Percent of Change of Appeals for Relief in Federal Habeas Corpus Cases Denied	3.00	0.00	0.00	0.00
8 Percent Change of Positive Results from Civil Cases	1.00	1.00	0.00	0.00

**PROGRAM PERFORMANCE MEASURES**

Program Data Collected in Accordance with the Mississippi Performance Budget and Strategic Planning Act of 1994

\* 0.00 in the "APPRO" column may indicate the measure is not in the agency appropriations bill.

Attorney General (070-00)

4 - Opinions

Name of Agency

PROGRAM NAME

PROGRAM OUTPUTS: (This is the measure of the process necessary to carry on the goals and objectives of this program. This is the volume produced, i.e., how many people served, how many documents generated.)

	FY 2023 APPRO	FY 2023 ACTUAL	FY 2024 ESTIMATED	FY 2025 PROJECTED
1 Number of Opinions Written (Opinions are generated in response to written requests from agencies and offices; therefore, this Office has little control over the number of requests received or opinions issued.)	0.00	101.00	150.00	150.00
2 Number of Hours of General Advice by Phone and Email	0.00	2,250.00	2,250.00	2,250.00
3 Number of Hours of Seminars or Programs Provided	0.00	300.00	300.00	300.00

PROGRAM EFFICIENCIES: (This is the measure of the cost, unit cost or productivity associated with a given outcome or output. This measure indicates linkage between services and funding, i.e., cost per investigation, cost per student or number of days to complete investigation.)

	FY 2023 APPRO	FY 2023 ACTUAL	FY 2024 ESTIMATED	FY 2025 PROJECTED
1 Average Opinions per Attorney (Based on an average staff of 7 attorneys)	0.00	40.00	40.00	40.00

PROGRAM OUTCOMES: (This is the measure of the quality or effectiveness of the services provided by this program. This measure provides an assessment of the actual impact or public benefit of your agency's actions. This is the results produced, i.e., increased customer satisfaction by x% within a 12-month period, reduce the number of traffic fatalities due to drunk drivers within a 12-month period.)

	FY 2023 APPRO	FY 2023 ACTUAL	FY 2024 ESTIMATED	FY 2025 PROJECTED
1 Percent Assigned to Attorneys in 3 Days or Less, 2011-2012 Baseline: 100.00%	100.00	100.00	100.00	100.00
2 Percent of Opinions Completed in 30 Days or Less, 2011-2012 Baseline: 76.00%	25.00	75.00	75.00	75.00
3 Percent Change of Opinion Requests Assigned to Attorneys within 3 Days or Less	0.00	0.00	0.00	0.00
4 Percent Change of Opinion Requests Completed within 30 Days or Less	5.00	5.00	5.00	5.00

**PROGRAM PERFORMANCE MEASURES**

Program Data Collected in Accordance with the Mississippi Performance Budget and Strategic Planning Act of 1994

\* 0.00 in the "APPRO" column may indicate the measure is not in the agency appropriations bill.

Attorney General (070-00)

5 - State Agency Contracts

Name of Agency

PROGRAM NAME

PROGRAM OUTPUTS: (This is the measure of the process necessary to carry on the goals and objectives of this program. This is the volume produced, i.e., how many people served, how many documents generated.)

	FY 2023 APPRO	FY 2023 ACTUAL	FY 2024 ESTIMATED	FY 2025 PROJECTED
1 Number of State Agencies Represented	0.00	79.00	76.00	80.00
2 Number of State Agencies Division Attorneys	0.00	44.00	46.00	48.00

PROGRAM EFFICIENCIES: (This is the measure of the cost, unit cost or productivity associated with a given outcome or output. This measure indicates linkage between services and funding, i.e., cost per investigation, cost per student or number of days to complete investigation.)

	FY 2023 APPRO	FY 2023 ACTUAL	FY 2024 ESTIMATED	FY 2025 PROJECTED
1 Estimated Cost Savings to State Agencies	0.00	11,503,150.00	12,000,000.00	14,000,000.00

PROGRAM OUTCOMES: (This is the measure of the quality or effectiveness of the services provided by this program. This measure provides an assessment of the actual impact or public benefit of your agency's actions. This is the results produced, i.e., increased customer satisfaction by x% within a 12-month period, reduce the number of traffic fatalities due to drunk drivers within a 12-month period.

	FY 2023 APPRO	FY 2023 ACTUAL	FY 2024 ESTIMATED	FY 2025 PROJECTED
1 Percent of Good and Excellent Ratings for Legal Services, 2011-2012 Baseline: 94.00%	100.00	100.00	100.00	100.00
2 Percent Change of Good/Excellent Ratings for Legal Services	0.00	0.00	0.00	0.00

**PROGRAM PERFORMANCE MEASURES**

Program Data Collected in Accordance with the Mississippi Performance Budget and Strategic Planning Act of 1994

\* 0.00 in the "APPRO" column may indicate the measure is not in the agency appropriations bill.

Attorney General (070-00)

6 - Insurance Integrity Enforcement

Name of Agency

PROGRAM NAME

PROGRAM OUTPUTS: (This is the measure of the process necessary to carry on the goals and objectives of this program. This is the volume produced, i.e., how many people served, how many documents generated.)

	FY 2023 APPRO	FY 2023 ACTUAL	FY 2024 ESTIMATED	FY 2025 PROJECTED
1 Total Number of Complaints Received by the Insurance Integrity Enforcement Bureau (Because of the nature of the program, it is difficult, if not impossible, to objectively estimate or project the number of anticipated referrals/complaints to the Unit. These estimated and projected numbers are based on the anticipated increase in the number of complaints as the general public becomes more aware of the Unit, the types of matters suitable for criminal insurance fraud investigations, and also based on the anticipated growth of staff to address an increased number of these referrals.)	0.00	140.00	160.00	180.00
2 Number of Workers' Compensation Complaints Remanded (no cases opened) (The number of remanded complaints, open investigations, closed cases and percentages of cases yielding criminal charges are all directly dependent on the number and quality of the allegations/complaints referred to the Unit for investigation throughout the year. Given the typically lengthy nature of various types of criminal fraud investigations, many active open investigations and complex criminal prosecutions may necessarily carry over into an additional fiscal period(s).)	0.00	9.00	15.00	20.00
3 Number of Other Insurance Complaints Remanded (no cases opened) (The number of remanded complaints, open investigations, closed cases and percentages of cases yielding criminal charges are all directly dependent on the number and quality of the allegations/complaints referred to the Unit for investigation throughout the year. Given the typically lengthy nature of various types of criminal fraud investigations, many active open investigations and complex criminal prosecutions may necessarily carry over into an additional fiscal period(s).)	0.00	93.00	100.00	110.00
4 Number of Workers' Compensation Open Cases (The number of remanded complaints, open investigations, closed cases and percentages of cases yielding criminal charges are all directly dependent on the number and quality of the allegations/complaints referred to the Unit for investigation throughout the year. Given the typically lengthy nature of various types of criminal fraud investigations, many active open investigations and complex criminal prosecutions may necessarily carry over into an additional fiscal period(s).)	0.00	8.00	12.00	15.00
5 Number of Other Insurance Open Cases (The number of remanded complaints, open investigations, closed cases and percentages of cases yielding criminal charges are all directly dependent on the number and quality of the allegations/complaints referred to the Unit for investigation throughout the year. Given the typically lengthy nature of various types of criminal fraud investigations, many active open investigations and complex criminal prosecutions may necessarily carry over into an additional fiscal period(s).)	0.00	29.00	35.00	40.00
6 Number of Workers' Compensation Cases Closed (The number of remanded complaints, open investigations, closed cases and percentages of cases yielding criminal charges are all directly dependent on the number and quality of the allegations/complaints referred to the Unit for investigation throughout the year. Given the typically lengthy nature of various types of criminal fraud investigations, many active open investigations and complex criminal prosecutions may necessarily carry over into an additional fiscal period(s).)	0.00	8.00	12.00	15.00
7 Number of Other Insurance Cases Closed (The number of remanded complaints, open investigations, closed cases and percentages of cases yielding criminal charges are all directly dependent on the number and quality of the allegations/complaints referred to the Unit for investigation throughout the year. Given the typically lengthy nature of various types of criminal fraud investigations, many active open investigations and complex criminal prosecutions may necessarily carry over into an additional fiscal period(s).)	0.00	25.00	30.00	40.00

**PROGRAM PERFORMANCE MEASURES**

Program Data Collected in Accordance with the Mississippi Performance Budget and Strategic Planning Act of 1994

\* 0.00 in the "APPRO" column may indicate the measure is not in the agency appropriations bill.

**Attorney General (070-00)**

**6 - Insurance Integrity Enforcement**

Name of Agency	PROGRAM NAME			
8 Number of Workers' Compensation Fraud Charges/Indictments (% of opened cases) (The number of remanded complaints, open investigations, closed cases and percentages of cases yielding criminal charges are all directly dependent on the number and quality of the allegations/complaints referred to the Unit for investigation throughout the year. Given the typically lengthy nature of various types of criminal fraud investigations, many active open investigations and complex criminal prosecutions may necessarily carry over into an additional fiscal period(s).)	0.00	1.00	3.00	5.00
9 Number of Other Insurance Fraud Charges/Indictments (% of opened cases) (The number of remanded complaints, open investigations, closed cases and percentages of cases yielding criminal charges are all directly dependent on the number and quality of the allegations/complaints referred to the Unit for investigation throughout the year. Given the typically lengthy nature of various types of criminal fraud investigations, many active open investigations and complex criminal prosecutions may necessarily carry over into an additional fiscal period(s).)	0.00	3.00	5.00	9.00

**PROGRAM EFFICIENCIES:** (This is the measure of the cost, unit cost or productivity associated with a given outcome or output. This measure indicates linkage between services and funding, i.e., cost per investigation, cost per student or number of days to complete investigation.)

	FY 2023 APPRO	FY 2023 ACTUAL	FY 2024 ESTIMATED	FY 2025 PROJECTED
1 Average Caseload per Investigator (Because of the nature of the Program, it is difficult, if not impossible, to objectively measure and quantify the efficiency of criminal fraud investigations. Referrals are remanded or investigations are opened as a result of the quality of information available in the complaints, over which the Unit has no control. The caseload is determined by the number, type, quality, and complexity of the complaints/allegations referred for investigation.)	0.00	30.00	40.00	50.00

**PROGRAM OUTCOMES:** (This is the measure of the quality or effectiveness of the services provided by this program. This measure provides an assessment of the actual impact or public benefit of your agency's actions. This is the results produced, i.e., increased customer satisfaction by x% within a 12-month period, reduce the number of traffic fatalities due to drunk drivers within a 12-month period.)

	FY 2023 APPRO	FY 2023 ACTUAL	FY 2024 ESTIMATED	FY 2025 PROJECTED
1 Minimum Positive Results of Workers' Compensation Cases 2011-2012 Baseline: 90.00%	99.00	99.00	99.00	99.00
2 Minimum Positive Results of Insurance Cases 2011-2012 Baseline: 90.00%	99.00	99.00	99.00	99.00
3 Percent Change of Positive Results of Workers' Compensation Insurance Fraud	5.00	8.00	5.00	5.00
4 Percent Change of Positive Results of Other Insurance Cases	0.00	0.00	0.00	0.00



**PROGRAM PERFORMANCE MEASURES**

Program Data Collected in Accordance with the Mississippi Performance Budget and Strategic Planning Act of 1994

\* 0.00 in the "APPRO" column may indicate the measure is not in the agency appropriations bill.

Attorney General (070-00)

7 - Other Mandated Programs

Name of Agency

PROGRAM NAME

PROGRAM OUTPUTS: (This is the measure of the process necessary to carry on the goals and objectives of this program. This is the volume produced, i.e., how many people served, how many documents generated.)

	FY 2023 APPRO	FY 2023 ACTUAL	FY 2024 ESTIMATED	FY 2025 PROJECTED
1 Number of Medicaid Abuse Complaints Received	0.00	2,301.00	2,450.00	2,450.00
2 Number of Medicaid Fraud Complaints Received	0.00	76.00	50.00	50.00
3 Number of Medicaid Abuse Cases Opened	0.00	492.00	650.00	650.00
4 Number of Medicaid Fraud Cases Opened	0.00	42.00	45.00	45.00
5 Number of Medicaid Abuse Charges/Indictments	0.00	43.00	50.00	50.00
6 Number of Medicaid Fraud Charges/Indictments	0.00	1.00	10.00	10.00
7 Number of Medicaid Abuse Convictions Obtained	0.00	70.00	50.00	50.00
8 Number of Medicaid Fraud Convictions Obtained	0.00	2.00	10.00	10.00
9 Medicaid Fraud Restitution, Civil Penalties and Investigative Costs Recovered	0.00	16,426,612.65	1,500,000.00	1,500,000.00
10 Number of Medicaid Abuse Training Programs Provided	0.00	45.00	25.00	25.00
11 Number of Medicaid Fraud Training Programs Provided	0.00	3.00	5.00	5.00
12 Number of Complaints Received by Public Integrity Division	0.00	1,188.00	1,600.00	1,600.00
13 Number of Investigations Opened by Public Integrity Division	0.00	157.00	180.00	180.00
14 Number of Complaints Resolved (No Cases Opened) by Public Integrity Division	0.00	1,031.00	1,420.00	1,420.00
15 Number of Complaints Received by Cyber Crime Unit	0.00	3,819.00	4,300.00	4,700.00
16 Number of Investigations Opened by Cyber Crime Unit	0.00	203.00	350.00	375.00
17 Number of Complaints Resolved (No Cases Opened) by Cyber Crime Unit	0.00	3,616.00	3,950.00	4,325.00
18 Number of Complaints Received by Vulnerable Persons Unit	0.00	4,117.00	4,000.00	4,000.00
19 Number of Investigations Opened by Vulnerable Persons Unit	0.00	216.00	250.00	250.00
20 Number of Complaints Resolved (No Cases Opened) by Vulnerable Persons Unit	0.00	3,901.00	3,750.00	3,750.00
21 Number of Complaints Received by Child Support Prosecution Unit	0.00	210.00	250.00	250.00
22 Number of Investigations Opened by Child Support Prosecution Unit	0.00	5.00	25.00	25.00
23 Number of Complaints Resolved (No Cases Opened) by Child Support Prosecution Unit	0.00	205.00	225.00	225.00
24 Number of Inquiries Received by Consumer Mediation on behalf of the Consumer Protection Division	0.00	13,682.00	14,000.00	14,000.00
25 Number of Cases Litigated on behalf of the Consumer Protection Division	0.00	35.00	36.00	30.00
26 Restitution to Consumers on behalf of the Consumer Protection Division	0.00	2,460,533.00	100,000.00	100,000.00
27 Costs/Fees Recovered on behalf of the Consumer Protection Division	0.00	68,894,966.69	60,000,000.00	60,000,000.00
28 Number of Law Enforcement Trained by Prosecutor and Law Enforcement Division	0.00	3,422.00	2,800.00	2,800.00
29 Number of Prosecutors Trained through Prosecutor and Law Enforcement Division	0.00	746.00	800.00	800.00
30 Number of Court Personnel Trained by Prosecutor and Law Enforcement Division	0.00	650.00	550.00	550.00
31 Number of Private and Governmental (Non-Prosecutorial) Attorneys Trained by Prosecutor and Law Enforcement Division	0.00	446.00	320.00	320.00
32 Number of Domestic Violence/Sexual Assault/Stalking Victims Assisted by Domestic Violence Division	0.00	255.00	225.00	250.00

**PROGRAM PERFORMANCE MEASURES**

Program Data Collected in Accordance with the Mississippi Performance Budget and Strategic Planning Act of 1994

\* 0.00 in the "APPRO" column may indicate the measure is not in the agency appropriations bill.

Attorney General (070-00)		7 - Other Mandated Programs			
Name of Agency		PROGRAM NAME			
33	Number of SANE Nurses Trained by Prosecutor and Law Enforcement Division	0.00	0.00	0.00	0.00
34	Number of Dispatchers Trained by Prosecutor and Law Enforcement Division	0.00	0.00	0.00	0.00
35	Multidisciplinary Trained by Prosecutor and Law Enforcement Division (including Advocates, Community Members, Faith-Based Organizations, EMS, Social Workers, and Students)	0.00	1,366.00	900.00	900.00
36	Number of Compliance Checks (Alcohol & Tobacco)	0.00	8,877.00	12,000.00	12,000.00

**PROGRAM EFFICIENCIES:** (This is the measure of the cost, unit cost or productivity associated with a given outcome or output. This measure indicates linkage between services and funding, i.e., cost per investigation, cost per student or number of days to complete investigation.)

	FY 2023 APPRO	FY 2023 ACTUAL	FY 2024 ESTIMATED	FY 2025 PROJECTED
1 Average Caseload per Medicaid Abuse Investigator (Because of the nature of the Program, it is difficult, if not impossible, to objectively measure and quantify the efficiency of criminal abuse investigations. These investigations are opened as a result of complaints; therefore, the Unit has no control over the nature, quality, or quantity of the allegations/complaints received, reviewed and investigated. The caseload is determined by the number of complaints received.)	0.00	106.00	115.00	115.00
2 Average Caseload per Medicaid Fraud Investigator (Because of the nature of the Program, it is difficult, if not impossible, to objectively measure and quantify the efficiency of criminal abuse investigations. These investigations are opened as a result of complaints; therefore, the Unit has no control over the nature, quality, or quantity of the allegations/complaints received, reviewed and investigated. The caseload is determined by the number of complaints received.)	0.00	33.00	18.00	18.00
3 Average Number of Days to Close a Case Not Resulting in Charges (Public Integrity Division)	0.00	70.00	90.00	90.00
4 Average Caseload per Vulnerable Persons' Investigator	0.00	43.00	60.00	60.00
5 Number of Cases Opened on Behalf of the Consumer Protection Division	0.00	1,435.00	1,500.00	1,500.00
6 Average Number of Trainings per Staff Member (Domestic Violence Division) (Based on 5 Staff)	0.00	12.00	12.00	12.00
7 Average Retail Trainings per Alcohol & Tobacco Investigator (Based on 8 Investigators)	0.00	44.60	52.00	52.00

**PROGRAM OUTCOMES:** (This is the measure of the quality or effectiveness of the services provided by this program. This measure provides an assessment of the actual impact or public benefit of your agency's actions. This is the results produced, i.e., increased customer satisfaction by x% within a 12-month period, reduce the number of traffic fatalities due to drunk drivers within a 12-month period.)

	FY 2023 APPRO	FY 2023 ACTUAL	FY 2024 ESTIMATED	FY 2025 PROJECTED
1 Medicaid Fraud Convictions vs Dispositions 2011-2012 Baseline: 100.00%	85.00	100.00	100.00	100.00
2 Medicaid Abuse Convictions vs Dispositions 2011-2012 Baseline: 95.00%	95.00	97.00	95.00	95.00
3 Minimum Defendants Convicted after Indictments (PID) 2011-2012 Baseline: 96.00%	90.00	90.00	90.00	90.00
4 Response to Consumer Complaints (Days) 2011-2012 Baseline: 3.14%	5.00	2.00	5.00	5.00
5 Average Number of Days to Respond to Consumer Complaints	5.00	2.00	5.00	5.00
6 Percent Change of Medicaid Fraud Convictions vs Dispositions	5.00	0.00	0.00	0.00

**PROGRAM PERFORMANCE MEASURES**

Program Data Collected in Accordance with the Mississippi Performance Budget and Strategic Planning Act of 1994

*\* 0.00 in the "APPRO" column may indicate the measure is not in the agency appropriations bill.*

Attorney General (070-00)	7 - Other Mandated Programs			
Name of Agency	PROGRAM NAME			
7 Percent Change of Medicaid Abuse Convictions vs Dispositions	5.00	2.00	0.00	0.00
8 Percent Change of Defendants Convicted After Indictment	0.00	0.00	0.00	0.00

**PROGRAM PERFORMANCE MEASURES**

Program Data Collected in Accordance with the Mississippi Performance Budget and Strategic Planning Act of 1994

\* 0.00 in the "APPRO" column may indicate the measure is not in the agency appropriations bill.

Attorney General (070-00)

8 - Crime Victims Compensation

Name of Agency

PROGRAM NAME

PROGRAM OUTPUTS: (This is the measure of the process necessary to carry on the goals and objectives of this program. This is the volume produced, i.e., how many people served, how many documents generated.)

	FY 2023 APPRO	FY 2023 ACTUAL	FY 2024 ESTIMATED	FY 2025 PROJECTED
1 Crime Victims Compensation Claim Applications Received	0.00	1,259.00	1,200.00	1,200.00
2 Crime Victims Compensation Funds Awarded	0.00	3,458,527.29	3,000,000.00	3,000,000.00
3 Individuals Assisted by the Victim Assistance Program (VAP)	0.00	1,077.00	850.00	875.00
4 Requests for Victim Assistance Received by VAP	0.00	5,549.00	4,400.00	4,500.00
5 Crime Victims Compensation Funds - Sexual Assault Forensic Exams Paid	0.00	285,842.38	300,000.00	300,000.00

PROGRAM EFFICIENCIES: (This is the measure of the cost, unit cost or productivity associated with a given outcome or output. This measure indicates linkage between services and funding, i.e., cost per investigation, cost per student or number of days to complete investigation.)

	FY 2023 APPRO	FY 2023 ACTUAL	FY 2024 ESTIMATED	FY 2025 PROJECTED
1 Average Crime Victims Compensation Award	0.00	4,335.60	3,500.00	3,500.00
2 Average Sexual Assault Exam Payment	0.00	707.53	750.00	750.00

PROGRAM OUTCOMES: (This is the measure of the quality or effectiveness of the services provided by this program. This measure provides an assessment of the actual impact or public benefit of your agency's actions. This is the results produced, i.e., increased customer satisfaction by x% within a 12-month period, reduce the number of traffic fatalities due to drunk drivers within a 12-month period.)

	FY 2023 APPRO	FY 2023 ACTUAL	FY 2024 ESTIMATED	FY 2025 PROJECTED
1 Percent of Claims Processed in 12 Weeks or Less, 2011-2012 Baseline: 67.97%	80.00	82.64	75.00	75.00
2 Percent Change of Claims Processed Timely	0.00	0.00	0.00	0.00

**PROGRAM 3% GENERAL FUND REDUCTION AND NARRATIVE EXPLANATION**

Attorney General (070-00)

	Fiscal Year 2024 Funding			FY 2024 GF PERCENT REDUCED
	Total Funds	Reduced Amount	Reduced Funding Amount	

<b>Program Name:</b> (1) Supportive Services				
General	3,722,348	(111,747)	3,610,601	(3.00%)
State Support Special				
Federal				
Other Special				
<b>TOTAL</b>	<b>3,722,348</b>	<b>(111,747)</b>	<b>3,610,601</b>	

**Narrative Explanation:**  
 Current and requested funding levels reflect only the funding necessary to operate both efficiently and effectively. Any reduction would result in the Attorney General's Office being unable to retain current employees and not fulfill its statutory and mandated functions, which would ultimately result in Mississippians not being served and negative legal consequences for the State.

<b>Program Name:</b> (2) Training				
General	1,277,832	(38,344)	1,239,488	(3.00%)
State Support Special				
Federal	279,572		279,572	
Other Special	1,117,130		1,117,130	
<b>TOTAL</b>	<b>2,674,534</b>	<b>(38,344)</b>	<b>2,636,190</b>	

**Narrative Explanation:**  
 Current and requested funding levels reflect only the funding necessary to operate both efficiently and effectively. Any reduction would result in the Attorney General's Office being unable to retain current employees and not fulfill its statutory and mandated functions, which would ultimately result in Mississippians not being served and negative legal consequences for the State.

<b>Program Name:</b> (3) Litigation				
General	5,771,944	(173,221)	5,598,723	(3.00%)
State Support Special				
Federal				
Other Special				
<b>TOTAL</b>	<b>5,771,944</b>	<b>(173,221)</b>	<b>5,598,723</b>	

**Narrative Explanation:**  
 Current and requested funding levels reflect only the funding necessary to operate both efficiently and effectively. Any reduction would result in the Attorney General's Office being unable to retain current employees and not fulfill its statutory and mandated functions, which would ultimately result in Mississippians not being served and negative legal consequences for the State.

<b>Program Name:</b> (4) Opinions				
General	856,544	(25,701)	830,843	(3.00%)
State Support Special				
Federal				
Other Special				
<b>TOTAL</b>	<b>856,544</b>	<b>(25,701)</b>	<b>830,843</b>	

**Narrative Explanation:**  
 Current and requested funding levels reflect only the funding necessary to operate both efficiently and effectively. Any reduction would result in the Attorney General's Office being unable to retain current employees and not fulfill its statutory and mandated functions, which would ultimately result in Mississippians not being served and negative legal consequences for the State.

<b>Program Name:</b> (5) State Agency Contracts				
---	--	--	--	--

**PROGRAM 3% GENERAL FUND REDUCTION AND NARRATIVE EXPLANATION**

Attorney General (070-00)

	Fiscal Year 2024 Funding			FY 2024 GF PERCENT REDUCED
	Total Funds	Reduced Amount	Reduced Funding Amount	
General	6,814,840	(204,486)	6,610,354	(3.00%)
State Support Special				
Federal				
Other Special	198,911		198,911	
<b>TOTAL</b>	<b>7,013,751</b>	<b>(204,486)</b>	<b>6,809,265</b>	

**Narrative Explanation:**

Current and requested funding levels reflect only the funding necessary to operate both efficiently and effectively. Any reduction would result in the Attorney General's Office being unable to retain current employees and not fulfill its statutory and mandated functions, which would ultimately result in Mississippians not being served and negative legal consequences for the State.

<b>Program Name:</b> (6) Insurance Integrity Enforcement				
General	177,381	(5,321)	172,060	(3.00%)
State Support Special				
Federal				
Other Special				
<b>TOTAL</b>	<b>177,381</b>	<b>(5,321)</b>	<b>172,060</b>	

**Narrative Explanation:**

Current and requested funding levels reflect only the funding necessary to operate both efficiently and effectively. Any reduction would result in the Attorney General's Office being unable to retain current employees and not fulfill its statutory and mandated functions, which would ultimately result in Mississippians not being served and negative legal consequences for the State.

<b>Program Name:</b> (7) Other Mandated Programs				
General	11,371,680	(340,955)	11,030,725	(3.00%)
State Support Special				
Federal	4,159,486		4,159,486	
Other Special	1,199,429		1,199,429	
<b>TOTAL</b>	<b>16,730,595</b>	<b>(340,955)</b>	<b>16,389,640</b>	

**Narrative Explanation:**

Current and requested funding levels reflect only the funding necessary to operate both efficiently and effectively. Any reduction would result in the Attorney General's Office being unable to retain current employees and not fulfill its statutory and mandated functions, which would ultimately result in Mississippians not being served and negative legal consequences for the State.

<b>Program Name:</b> (8) Crime Victims Compensation				
General	603,566	(18,109)	585,457	(3.00%)
State Support Special				
Federal	162,346		162,346	
Other Special	2,509,046		2,509,046	
<b>TOTAL</b>	<b>3,274,958</b>	<b>(18,109)</b>	<b>3,256,849</b>	

**Narrative Explanation:**

Current and requested funding levels reflect only the funding necessary to operate both efficiently and effectively. Any reduction would result in the Attorney General's Office being unable to retain current employees and not fulfill its statutory and mandated functions, which would ultimately result in Mississippians not being served and negative legal consequences for the State.

<b>Program Name:</b> (99) Summary of All Programs				
General	30,596,135	(917,884)	29,678,251	(3.00%)

**PROGRAM 3% GENERAL FUND REDUCTION AND NARRATIVE EXPLANATION**

Attorney General (070-00)

---

	Fiscal Year 2024 Funding			FY 2024 GF PERCENT REDUCED
	Total Funds	Reduced Amount	Reduced Funding Amount	
State Support Special				
Federal	4,601,404		4,601,404	
Other Special	5,024,516		5,024,516	
<b>TOTAL</b>	<b>40,222,055</b>	<b>(917,884)</b>	<b>39,304,171</b>	

**MEMBERS**

Attorney General (070-00)  
Name of Agency

A. Explain Rate and manner in which board members are reimbursed:

B. Estimated number of meetings FY 2024:

C. Board Members	City, Town, Residence	Appointed By	Date Appointed	Length of Term
------------------	-----------------------	--------------	----------------	----------------

Identify Statutory Authority (Code Section or Executive Order Number)\*

\*If Executive Order, please attach copy.



**SCHEDULE B  
CONTRACTUAL SERVICES**

Attorney General (070-00)

Name of Agency

MINOR OBJECT OF EXPENDITURE	(1) Actual Expenses FY Ending June 30, 2023	(2) Estimated Expenses FY Ending June 30, 2024	(3) Requested for FY Ending June 30, 2025
<b>A. Tuition, Rewards &amp; Awards (61050xxx-61080xxx)</b>			
61060000 EMPLOYEE TRAINING	84,100	92,000	92,000
61070000 TRAVEL RELATED REGISTRATION	68,469	81,000	81,000
<b>Total</b>	<b>152,569</b>	<b>173,000</b>	<b>173,000</b>
<b>B. Transportation &amp; Utilities (61100xxx-61200xxx)</b>			
61100000 TRANSPORTATION OF GOODS	5,054	6,126	6,126
61110000 POSTAL SERVICES	102,130	100,840	100,840
<b>Total</b>	<b>107,184</b>	<b>106,966</b>	<b>106,966</b>
<b>C. Public Information (61300xxx-6131xxxx)</b>			
61300000 ADVERTISING AND PUBLIC INFORMATION	1,034		
<b>Total</b>	<b>1,034</b>		
<b>D. Rents (61400xxx-61490xxx)</b>			
61400000 BULDING & FLOOR SPACE RENTAL		150,000	150,000
61420000 EQUIPMENT RENTAL	135,093	144,000	144,000
61450000 CONFERENCE ROOMS, EXHIBITS AND DISPLAY RENTALS	8,898	14,000	14,000
61490000 OTHER RENTALS	79	59	59
<b>Total</b>	<b>144,070</b>	<b>308,059</b>	<b>308,059</b>
<b>E. Repairs &amp; Service (61500xxx)</b>			
61500000 REPAIR & MAINTENANCE SERVICES	63,873	67,000	67,000
<b>Total</b>	<b>63,873</b>	<b>67,000</b>	<b>67,000</b>
<b>F. Fees, Professional &amp; Other Services (6161xxxx-61699xxx)</b>			
61600000 INTER-AGENCY FEES	61,935	65,000	65,000
61610000 CONTRACT WORKER PAYROLL	443,066	620,000	620,000
61625000 CONTRACT WORKER PAYROLL MATCH	66,326	85,500	85,500
61670000 LEGAL AND RELATED SERVICES	72,327	165,369	165,369
61680000 MEDICAL SERVICES	16,328	20,285	20,285
61690000 FEES AND SERVICES - PROFESSIONAL FEES	275,827	376,094	376,094
61695000 FEES AND SERVICES - EXPENSE REIMBURSEMENT 1099	16,736		
61696000 FEES AND SERVICES - EXPENSE REIMBURSEMENT NO 1099	239,782	263,000	263,000
<b>Total</b>	<b>1,192,327</b>	<b>1,595,248</b>	<b>1,595,248</b>
<b>G. Other Contractual Services (61700xxx-61790xxx, 61900xxx)</b>			
61700000 INSURANCE FEES AND SERVICES	51,495	54,000	54,000

**SCHEDULE B  
CONTRACTUAL SERVICES**

Attorney General (070-00)

Name of Agency

MINOR OBJECT OF EXPENDITURE	(1) Actual Expenses FY Ending June 30, 2023	(2) Estimated Expenses FY Ending June 30, 2024	(3) Requested for FY Ending June 30, 2025
61710000 MEMBERSHIP DUES	82,319	96,000	96,000
61715000 TRADE AND TECHNICAL SUBSCRIPTIONS	2,886	3,000	3,000
61760000 TRANSPORTATION OF CLIENTS	1,093	1,000	1,000
61900000 PROCUREMENT CARD - CONTRACTUAL PURCHASES	30,349	30,246	30,246
<b>Total</b>	<b>168,142</b>	<b>184,246</b>	<b>184,246</b>
<b>H. Information Technology (61800xxx-61890xxx)</b>			
61806000 DATA LINE AND NETWORK CHARGES - OUTSIDE VENDOR	110,878	176,000	176,000
61818000 CELLULAR USAGE TIME - OUTSIDE VENDOR	91,173	103,000	103,000
61824000 SATELLITE VOICE TRANSMISSION SERVICES - OUTSIDE VENDOR	5,557	6,000	6,000
61830000 IT PROFESSIONAL FEES - OUTSIDE VENDOR	21,658	25,000	25,000
61833000 IS TRAINING AND EDUCATION - OUTSIDE VENDOR	2,495	2,495	2,495
61839000 SOFTWARE ACQ. INSTALLATION & MAINT - OUTSIDE VENDOR	567,445	1,917,130	2,117,130
61848000 MAINTENANCE & REPAIR OF IT EQUIPMENT - OUTSIDE VENDOR	23,040	50,000	50,000
61850000 PAYMENTS TO ITS	89,730	100,101	100,101
<b>Total</b>	<b>911,976</b>	<b>2,379,726</b>	<b>2,579,726</b>
<b>I. Other (61910xxx-61990xxx)</b>			
61910000 PETTY CASH EXPENSE - CONTRACTUAL	4,245	6,000	6,000
61960000 PRIOR YEAR EXPENSE - CONTRACTUAL	3,740		
<b>Total</b>	<b>7,985</b>	<b>6,000</b>	<b>6,000</b>
<b>Grand Total</b> <i>(Enter on Line 1-B of Form MBR-1)</i>	<b>2,749,160</b>	<b>4,820,245</b>	<b>5,020,245</b>
<b>Funding Summary:</b>			
General Funds	2,379,489	2,872,999	3,072,999
State Support Special Funds			
Federal Funds	326,882	640,215	640,215
Other Special Funds	42,789	1,307,031	1,307,031
<b>Total Funds</b>	<b>2,749,160</b>	<b>4,820,245</b>	<b>5,020,245</b>

**SCHEDULE C  
COMMODITIES**

Attorney General (070-00)

Name of Agency

MINOR OBJECT OF EXPENDITURE	(1) Actual Expenses FY Ending June 30, 2023	(2) Estimated Expenses FY Ending June 30, 2024	(3) Requested for FY Ending June 30, 2025
-----------------------------	--	---	--

<b>A. Maintenance &amp; Constr. Materials &amp; Supplies (62000xxx, 62015xxx)</b>			
62015000 BUILDING & CONSTRUCTION MATERIALS	7,628	576	576
<b>Total</b>	<b>7,628</b>	<b>576</b>	<b>576</b>

<b>B. Printing &amp; Office Supplies &amp; Materials (62010xxx, 62085xxx, 62100xxx, 62125xxx, 62400xxx)</b>			
62010000 BOOKS, PERIODICALS, MAPS, & INSTRUCTIONAL MATERIAL	94,450	108,000	108,000
62085000 OFFICE SUPPLIES AND MATERIALS	48,590	54,500	54,500
62100000 PRINTING SUPPLIES	10,896	8,633	8,633
62400000 FURNITURE & EQUIPMENT	160,444	56,000	56,000
<b>Total</b>	<b>314,380</b>	<b>227,133</b>	<b>227,133</b>

<b>C. Equipment Repair Parts, Supplies &amp; Acces. (6205xxxx, 62072xxx, 62110xxx, 62115xxx, 62120xxx, 62130xxx)</b>			
62050000 FUEL	161,702	198,000	198,000
62055000 FUEL CARD REPAIR & MAINTENANCE	30,236	46,500	46,500
62072000 SHOP SUPPLIES	9		
62110000 PARTS - HEATING/COOLING/PLUMBING	555	5,000	5,000
62115000 PARTS & ACCESSORIES - OFFICE, IT, AND OTHER	27,379	30,000	30,000
62120000 PARTS & ACCESSORIES - VEHICLE	33,302	45,000	45,000
62130000 TIRES AND TUBES	11,702	16,000	16,000
<b>Total</b>	<b>264,885</b>	<b>340,500</b>	<b>340,500</b>

<b>D. Professional &amp; Sci. Supplies and Materials (62025xxx, 62030xxx, 62070xxx, 62095xxx, 62105xxx, 6212xxxx)</b>			
62025000 EDUCATIONAL SUPPLIES	271	22	22
62105000 PROMOTIONAL MATERIAL	4,587	2,205	2,205
<b>Total</b>	<b>4,858</b>	<b>2,227</b>	<b>2,227</b>

<b>E. Other Supplies &amp; Materials (62005xxx, 62015xxx, 62020xxx, 62035xxx, 62040xxx, 62045xxx, 62060xxx, 62065xxx, 62075xxx-62080xxx, 62090xxx, 62115xxx, 62135xxx, 62140xxx, 62405xxx, 62415xxx, 62500xxx-62999xxx)</b>			
62005000 AMMUNITION	4,099	3,971	3,971
62040000 FOOD FOR BUSINESS MEETINGS	92,161	100,094	100,094
62060000 JANITORIAL AND CLEANING SUPPLIES	469	86	86
62065000 KITCHEN, CAFETERIA, AND DINING SUPPLIES	18		
62078000 OTHER MISCELLANEOUS SUPPLIES	2,255	71	71
62135000 UNIFORMS AND APPAREL	9,157	10,000	10,000
62405000 VEHICLE EQUIPMENT	1,169	1,169	1,169
62415000 COMPUTER AND COMPUTER EQUIPMENT	60,708	91,000	91,000
6290000 PROCUREMENT CARD - COMMODITY PURCHASES	10,462	13,775	13,775

**SCHEDULE C  
COMMODITIES**

Attorney General (070-00)

Name of Agency

MINOR OBJECT OF EXPENDITURE	(1) Actual Expenses FY Ending June 30, 2023	(2) Estimated Expenses FY Ending June 30, 2024	(3) Requested for FY Ending June 30, 2025
62920000 REIMBURSEMENT TRAVEL - COMMODITIES	614		
<b>Total</b>	<b>181,112</b>	<b>220,166</b>	<b>220,166</b>
<b>Grand Total</b> <i>(Enter on Line 1-C of Form MBR-1)</i>	<b>772,863</b>	<b>790,602</b>	<b>790,602</b>
<b>Funding Summary:</b>			
General Funds	652,445	557,001	557,001
State Support Special Funds			
Federal Funds	120,418	204,102	204,102
Other Special Funds		29,499	29,499
<b>Total Funds</b>	<b>772,863</b>	<b>790,602</b>	<b>790,602</b>

**SCHEDULE D-1  
CAPITAL OUTLAY  
OTHER THAN EQUIPMENT**

Attorney General (070-00)  
Name of Agency \_\_\_\_\_

MINOR OBJECT OF EXPENDITURE	(1) Actual Expenses FY Ending June 30, 2023	(2) Estimated Expenses FY Ending June 30, 2024	(3) Requested for FY Ending June 30, 2025
-----------------------------	--	---	--

<b>Grand Total</b> <i>(Enter on Line 1-D-1 of Form MBR-1)</i>			
--	--	--	--

<b>Funding Summary:</b>			
General Funds			
State Support Special Funds			
Federal Funds			
Other Special Funds			
<b>Total Funds</b>			

**SCHEDULE D-2  
CAPITAL OUTLAY EQUIPMENT**

Attorney General (070-00)

Name of Agency

EQUIPMENT BY ITEM	Act. FY Ending June 30, 2023		Est. FY Ending June 30, 2024		Req. FY Ending June 30, 2025	
	No. of Units	Total Cost	No. of Units	Total Cost	No. of Units	Total Cost

<b>C. Office Machines, Furniture, Fixtures, Equip. (63200xxx)</b>						
Office desk	21	62,220				
Cordless conference phone	2	992				
Shredder	1	2,187				
Digital camera and lens	1	1,794				
Teleprompter	1	1,299				
Camcorder	1	1,799				
Panel sliding door	16	32,155				
Bookshelf/filing cabinet	9	21,280				
Conference room table	1	3,200				
Conference room chairs	8	10,520				
<b>Total</b>		<b>137,446</b>				

<b>D. IT/IS Equipment (DP &amp; Telecommunications) (63200xxx)</b>						
Laptop computers	77	81,316	97	121,250	97	121,250
Polygraph chair	1	3,200				
Forensic workstations	5	81,600	1	15,000	1	15,000
Mobile printers	6	2,405				
Evidence data storage	4	7,588				
Datapilot	1	3,980				
Batter backups	4	2,541				
Desktop computers	6	7,099				
Switches	7	12,197	1	5,570	1	5,570
Write blockers	24	8,911				
USB charger hub	4	1,383				
Cellebrite adapter	3	1,920				
Chip socket/test adapter	1	1,693				
Backup recovery system	1	32,041				
<b>Total</b>		<b>247,874</b>		<b>141,820</b>		<b>141,820</b>

<b>F. Other Equipment (63200xxx)</b>						
Body camera	5	1,895				
<b>Total</b>		<b>1,895</b>				

<b>Grand Total</b> <i>(Enter on Line 1-D-2 of Form MBR-1)</i>		<b>387,215</b>		<b>141,820</b>		<b>141,820</b>
--	--	----------------	--	----------------	--	----------------

**SCHEDULE D-2  
CAPITAL OUTLAY EQUIPMENT**

Attorney General (070-00)

\_\_\_\_\_  
Name of Agency

EQUIPMENT BY ITEM	Act. FY Ending June 30, 2023		Est. FY Ending June 30, 2024		Req. FY Ending June 30, 2025	
	No. of Units	Total Cost	No. of Units	Total Cost	No. of Units	Total Cost
<b>Funding Summary:</b>						
General Funds		256,899		91,821		91,821
State Support Special Funds						
Federal Funds		130,316		49,999		49,999
Other Special Funds						
<b>Total Funds</b>		<b>387,215</b>		<b>141,820</b>		<b>141,820</b>

**SCHEDULE D-3  
PASSENGER/WORK VEHICLES**

Attorney General (070-00)

Name of Agency \_\_\_\_\_

MINOR OBJECT OF EXPENDITURE	Vehicle Inventory June 30, 2023	Act. FY Ending June 30, 2023		Est. FY Ending June 30, 2024		Req. FY Ending June 30, 2025	
		No. of Units	Total Cost	No. of Units	Total Cost	No. of Units	Total Cost

<b>A. Passenger &amp; Work Vehicles (63300xxx)</b>							
63300000 CAPITAL OUTLAY - VEHICLES	60	15	599,941	9	421,250	9	421,250
<b>Total (A)</b>	<b>60</b>	<b>15</b>	<b>599,941</b>	<b>9</b>	<b>421,250</b>	<b>9</b>	<b>421,250</b>

<b>GRAND TOTAL</b> <i>(Enter on Line 1-D-3 of Form MBR-1)</i>			<b>599,941</b>		<b>421,250</b>		<b>421,250</b>
--	--	--	----------------	--	----------------	--	----------------

<b>Funding Summary:</b>							
General Funds			188,347		350,000		350,000
State Support Special Funds			350,000				
Federal Funds			61,594		65,000		65,000
Other Special Funds					6,250		6,250
<b>Total Funds</b>			<b>599,941</b>		<b>421,250</b>		<b>421,250</b>



**SCHEDULE D-4  
WIRELESS COMMUNICATION DEVICES**

Attorney General (070-00)

Name of Agency \_\_\_\_\_

MINOR OBJECT OF EXPENDITURE	Device Inventory June 30, 2023	Act. FY Ending June 30, 2023		Est. FY Ending June 30, 2024		Req. FY Ending June 30, 2025	
		No. of Devices	Actual Cost	No. of Devices	Estimated Cost	No. of Devices	Requested Cost

<b>Grand Total</b> <i>(Enter on Line 1-D-4 of Form MBR-1)</i>							
--	--	--	--	--	--	--	--

<b>Funding Summary:</b>							
General Funds							
State Support Special Funds							
Federal Funds							
Other Special Funds							
<b>Total Funds</b>							

**SCHEDULE E  
SUBSIDIES, LOANS & GRANTS**

Attorney General (070-00)

Name of Agency

MINOR OBJECT OF EXPENDITURE	(1) Actual Expenses FY Ending June 30, 2023	(2) Estimated Expenses FY Ending June 30, 2024	(3) Requested for FY Ending June 30, 2025
<b>E. Other, Transfers (67000xxx-67199xxx, 67998xxx, 68500xxx-68860xxx, 70045xxx-70080xxx, 80000xxx-80500xxx)</b>			
67020000 GRANTOR PAYMENTS NONTAXBLE - VICTIMS OF HUMAN TRAFFICKING AND COMMERCIAL SEXUAL EXPLOITATION PAYMENTS	2,472,950	2,500,000	2,500,000
67020000 GRANTOR PAYMENTS NONTAXABLE - CHILDREN'S ADVOCACY CENTERS OF MISSISSIPPI	554,489	554,489	554,489
67020000 GRANTOR PAYMENTS NONTAXALBE - JOHN R JUSTICE STUDENT LOAN REPAYMENT PROGRAM	36,523	36,523	36,523
67020000 GRANTOR PAYMENTS NONTAXALE - MS LAW ENFORCEMENT OFFICERS ASSOC TRAINING PROGRAM	60,000	60,000	60,000
67215000 CRIME VICTIM COMPENSATION MEDICAL & OTHER PAYMENTS	224,153	120,000	120,000
67220000 CRIME VICTIM COMPENSATION FUNERAL PAYMENTS	325,725	75,000	75,000
67235000 CRIME VICTIM COMPENSATION MEDICAL FORENSIC PAYMENTS	142,605	150,000	150,000
67240000 CRIME VICTIM COMPENSATION - VICTIM	549,883	75,000	75,000
67250000 LAW ENFORCEMENT OFFICERS & FIRE FIGHTERS DISABILITY BENEFIT PAYMENTS	75,186	100,000	100,000
<b>Total</b>	<b>4,441,514</b>	<b>3,671,012</b>	<b>3,671,012</b>
<b>Grand Total</b> <i>(Enter on Line 1-E of Form MBR-1)</i>	<b>4,441,514</b>	<b>3,671,012</b>	<b>3,671,012</b>
<b>Funding Summary:</b>			
General Funds	1,932,041	1,134,489	1,134,489
State Support Special Funds			
Federal Funds	36,523	36,523	36,523
Other Special Funds	2,472,950	2,500,000	2,500,000
<b>Total Funds</b>	<b>4,441,514</b>	<b>3,671,012</b>	<b>3,671,012</b>

**NARRATIVE**  
**2025 BUDGET REQUEST**

Attorney General (070-00)

---

Name of Agency

By mandate of Article 6, Section 173, Mississippi Constitution of 1890, there shall be an Office of Attorney General. This office is entrusted with management of all legal affairs of the State and prosecution of all suits, civil or criminal, in which the State has an interest. The Attorney General has the authority to control and manage all litigation on behalf of the state and to maintain all suits necessary for enforcement of State laws, preservation of order, and protection of public rights. The Fiscal Year 2025 Budget Request for the Attorney General's Office includes the appropriation for eight (8) statutorily mandated programs - Supportive Services, Training, Opinions, Litigation, State Agency Contracts, Insurance Integrity Enforcement, Other Mandated Programs, and Crime Victims Compensation. These programs represent the combined budget of the State's largest legal and law enforcement office.

For FY 2025, we request a very minimal increase in funding from our FY 2024 appropriation of \$40,222,055 including \$30,796,135 from the General Fund. The increase requested is for the new MAMA (Mississippi Access to Maternal Assistance) program, which the Legislature obligated the Office of the Attorney General to implement and maintain without any funding. While we expect to be able to meet the initial statutory deadline of October 1, the continued success of this legislative priority will require funding. It is our understanding through discussions with legislators involved in drafting this law, that the intended annual funding level was \$310,000. We believe that we have been able to achieve some efficiencies and can meet these obligations for substantially less, and thus request \$200,000 for this purpose.

Additionally, we continue to closely monitor the need for additional professionals due to our new statutory duties, as well as an uptick in lawsuits, primarily ideologically driven lawsuits, against the State. For example, in the 2022 Session, the Legislature transferred the responsibility for prosecuting all Officer Involved Shootings from the 23 District Attorneys Offices to the Office of the Attorney General. In our first fiscal year under this new law, Mississippi experienced 45 officer involved shootings, including several that were very high profile and attained national attention. Further, in the 2023 Session, the Legislature required that the Attorney General's Office designate two prosecutors for the new CCID jurisdiction. While that new law remains in litigation in both state and federal courts, we must be prepared to devote the prosecutorial, investigative, and support staff and resources to these new statutory duties while maintaining our current level of work.

Further, the Biden Administration's Department of Justice continues to litigate several cases against the State of Mississippi, which this office defends, including challenges to our duly enacted laws on mental health, water, air quality, criminal justice, corrections, and more. Privately funded lawsuits by ideologically aligned groups, themselves with deep pockets, challenging our laws on voting, redistricting, water, and health, also offer opportunities for the Administration to intervene, as they have in some instances already. And it is this office also defends the State against federal administrative rules that seek to substitute the Administration's judgment for those of Mississippi's elected leaders. While we cannot predict the number of such cases, we can anticipate that each will entail an adversary with unlimited resources, top-notch talent, and ideological zeal, and that Mississippi will require a quality legal team to navigate a complicated legal landscape.

As is apparent in these matters, the most critical asset of the Attorney General's Office is our people, in particular the more than one hundred attorneys and more than seventy-five sworn law enforcement officers on staff. Our ability to recruit and retain quality professionals is vital to our ability to carry out our responsibilities for the State. Over the past several years, we have made substantial progress in creating a fair pay scale throughout the office. The efforts of the Mississippi State Personnel Board with its SEC2 initiative and the Legislature's passage of H.B. 1426 in the 2022 Regular Legislative Session have helped us tremendously to improve salaries throughout the agency. However, we continue to compete with other Mississippi State agencies, which, prior to passage of H.B. 1426, were able to pay professionals more than the Attorney General's Office pay cap. As the funding levels for these other agencies have also increased, this office continues to struggle to be competitive in pay.

The Attorney General's Office is committed to ensuring the efficient use of our attorneys and law enforcement officers' time and to enable them to carry out their duties in every part of the state effectively. That end, we utilize satellite offices on the Coast and North Mississippi. Funding in our FY 2024 budget made this strategic positioning possible and this continued level of funding is necessary to maintain it.

The Budget Request by major object for Fiscal Year 2025 is as follows:

Personal Services – Salaries

The Attorney General's Office is requesting \$29,680,869 in salaries, wages, and fringe benefits. Salaries comprise the largest and most critical expenditure for the Attorney General's Office. The largest portion of these funds ensures that competent attorneys

**NARRATIVE**  
**2025 BUDGET REQUEST**

Attorney General (070-00)

---

Name of Agency

with appropriate expertise represent the State of Mississippi in all actions from litigation and criminal prosecution to State agency representation. Critical support for these attorneys by paralegals is necessary in assisting the attorneys in meeting deadlines, filing appropriate documents in various courts, and maintaining case files and dockets, while freeing up attorney time to do higher value work.

**Personal Services - Travel**

This Office is requesting \$696,257 in this category. The in-state travel is used to pay for legal and investigative staff to represent the State and execute its statutory duties. Out-of-state travel funding is for attending meetings with counterparts from other states' Attorney General's Offices, engaging in training and required continuing education, engaging in federal oral arguments at the Fifth Circuit Court of Appeals and Supreme Court of the United States, and similar activities.

**Contractual Services**

\$5,020,245 is requested in the Contractual Services Category. These funds include contracts to supplement our full-time professional staff on an as-needed basis. They also cover funds for licensing necessary for investigative and legal software, for our new case management system, and to ITS for hosting. The increase of \$200,000 in this major line item in FY2025 is related to the MAMA program, noted in detail above. This funding will allow the Attorney General's Office to maintain the website and mobile application as well as further enhance the availability of the information for this program.

**Commodities**

We are requesting \$790,602 in this category for the continuation of current needs.

**Capital Outlay**

Equipment: \$141,820 is requested in this area for replacement and purchase of aging office machines, furniture, fixtures, equipment, and IT equipment.

Vehicles: \$421,250 is requested for the replacement of high-mileage, undercover law enforcement vehicles and purchase of vehicles for law enforcement officers.

**Subsidies, Loans & Grants**

The \$3,671,012 is requested for Subsidies, Loans and Grants.

The Victims Compensation Program provides financial assistance and services to victims of violent crime and their family members. Compensation is awarded for medical care, counseling services for victims and victims' family members, funeral expenses, loss of wages to the victim or claimant, loss of support for dependents of deceased victims, crime scene clean-up, court related travel, domestic violence temporary assistance and domestic violence relocation assistance.

We also continue to provide support to the Children's Advocacy Centers of Mississippi. These Centers provide forensic interviewers in child abuse and child sexual abuse cases, and training for law enforcement officers and prosecutors about child abuse cases.

This sum also includes funding for the appropriation to the Victims of Human Trafficking and Commercial Sexual Exploitation Fund, established by the Legislature in the 2020 Legislative Session. In accordance with its statutory directives and pursuant to funding appropriated by the Legislature, the Fund Committee has begun distribution of funds to organizations that serve victims of human trafficking. Additional funds will enable the State to continue to pursue the goals of this legislation.

**Overall**

This budget is funded from general funds, federal grant monies, and other limited special funds. The Attorney General's Office is requesting \$40,422,055 for FY 2025, including \$30,796,135 in General Funds. The sums requested are the result of careful planning and reflect those resources essential for the performance of the Attorney General's constitutional and statutory mandates. Program requests are interwoven to produce a well-integrated budget. Consequently, the ability of the Attorney General's Office to fully perform its duties requires this balanced, broad-based allocation of resources.

**NARRATIVE**  
**2025 BUDGET REQUEST**

Attorney General (070-00)

---

Name of Agency

**OUT-OF-STATE TRAVEL  
FISCAL YEAR 2025**

Attorney General (070-00)

Name of Agency

Note: All expenditures recorded on this form must be totaled and said total must agree with the out-of-state travel amount indicated for FY 2023 on Form Mbr-1, line 1.A.2.b.

Employee's Name	Destination	Purpose	Travel Cost	Funding Source
AINSWORTH CAMALA CORLEY	GOLDEN CO	NATIONAL ASSOCIATION OF PROSECUTOR COORDINATOR CONFERENCE	1,149	GEN
AINSWORTH CAMALA CORLEY	WHITE SULPHUR SPRINGS WV	NATIONAL ASSOCIATION OF PROSECUTOR COORDINATOR CONFERENCE	1,869	GEN
AINSWORTH CAMALA CORLEY	WASHINGTON DC	NDAA PROSECUTOR ADVOCACY DAY	2,071	GEN
ALLEN AARON MICHAEL	ORLANDO FL	IACIS BASIC COMPUTER FORENSIC EXAMINER TRAINING	2,339	FED
ALLEN AARON MICHAEL	DALLAS TX	ANNUAL CRIMES AGAINST CHILDREN CONFERENCE	855	FED
ALLEN DAVID	DALLAS TX	ANNUAL CRIMES AGAINST CHILDREN CONFERENCE	950	FED
ALSTON GREGORY	LOUISVILLE KY	ATTORNEY GENERAL ALLIANCE REGULATORS CONFERENCE	129	GEN
ALSTON GREGORY	COLORADO SPRINGS CO	NATIONAL ATTORNEY GENERAL SUMMER CONFERENCE	222	GEN
ALSTON GREGORY	NASHVILLE TN	ATTORNEY GENERAL CONFERENCE	233	GEN
ANDERSON CHRISTA	MEMPHIS TN	SPEAK AT PROSECUTOR TRAINING	779	GEN
BEALE PATRICIA LOVERNE	SAN ANTONIO TX	NAPPA LEGAL EDUCATION CONFERENCE	1,209	GEN
BLAIR TONYA	NEW ORLEANS LA	NATIONAL ASSOCIATION OF MEDICAID FRAUD CONTROL UNIT TRAINING	237	GEN
BLAIR TONYA	NEW ORLEANS LA	NATIONAL ASSOCIATION OF MEDICAID FRAUD CONTROL UNIT TRAINING	713	FED
BLAIR TONYA	PITTSBURGH PA	NATIONAL ASSOCIATION OF MEDICAID FRAUD CONTROL UNIT TRAINING	504	GEN
BLAIR TONYA	PITTSBURGH PA	NATIONAL ASSOCIATION OF MEDICAID FRAUD CONTROL UNIT TRAINING	1,512	FED
BOWIE ALLISON	CHICAGO IL	VOCA CONFERENCE FOR CRIME VICTIM COMPENSATION ADMINISTRATORS	381	GEN
BROWN JOE NICHOLAS	LAS VEGAS NV	NORTH AMERICAN HUMAN TRAFFICKING CONFERENCE	1,139	GEN
BROWN JOE NICHOLAS	DALLAS TX	ANNUAL CRIMES AGAINST CHILDREN CONFERENCE	1,033	FED
BROWN STEPHANIE A	ATLANTA GA	NATIONAL LAW ENFORCEMENT TRAINING ON CHILD EXPLOITATION	1,656	FED
BURCH EMILY HENRY	NEW ORLEANS LA	APPELLATE ADVOCACY SEMINAR	825	GEN

**OUT-OF-STATE TRAVEL  
FISCAL YEAR 2025**

Attorney General (070-00)

Name of Agency

Note: All expenditures recorded on this form must be totaled and said total must agree with the out-of-state travel amount indicated for FY 2023 on Form Mbr-1, line 1.A.2.b.

<b>Employee's Name</b>	<b>Destination</b>	<b>Purpose</b>	<b>Travel Cost</b>	<b>Funding Source</b>
BYRD BARBARA WAKELAND	ST PETERSBURG FL	NATIONAL ASSOCIATION OF EXTRADITION OFFICIALS ANNUAL TRAINING	1,488	GEN
CLARK CHRISTINE SHAYNE	PHILADELPHIA PA	NATIONAL ASSOCIATION OF MEDICAID FRAUD CONTROL UNIT TRAINING	420	GEN
CLARK CHRISTINE SHAYNE	PHILADELPHIA PA	NATIONAL ASSOCIATION OF MEDICAID FRAUD CONTROL UNIT TRAINING	1,261	FED
CLARK CHRISTINE SHAYNE	PITTSBURGH PA	NATIONAL ASSOCIATION OF MEDICAID FRAUD CONTROL UNIT TRAINING	471	GEN
CLARK CHRISTINE SHAYNE	PITTSBURGH PA	NATIONAL ASSOCIATION OF MEDICAID FRAUD CONTROL UNIT TRAINING	1,413	FED
CLARK CHRISTINE SHAYNE	NEW ORLEANS LA	NATIONAL ASSOCIATION OF MEDICAID FRAUD CONTROL UNIT TRAINING	182	GEN
CLARK CHRISTINE SHAYNE	NEW ORLEANS LA	NATIONAL ASSOCIATION OF MEDICAID FRAUD CONTROL UNIT TRAINING	547	FED
CLARK LESLIE ANNE	NASHVILLE TN	NATIONAL ASSOCIATION EXECUTIVE ASSISTANTS SEMINAR	190	GEN
COOPER SEAN PAUL	NEW ORLEANS LA	NATIONAL ASSOCIATION OF MEDICAID FRAUD CONTROL UNIT TRAINING	270	GEN
COOPER SEAN PAUL	NEW ORLEANS LA	NATIONAL ASSOCIATION OF MEDICAID FRAUD CONTROL UNIT TRAINING	810	FED
CRABTREE JAMISON S	NEW ORLEANS LA	NATIONAL ASSOCIATION OF MEDICAID FRAUD CONTROL UNIT TRAINING	238	GEN
CRABTREE JAMISON S	NEW ORLEANS LA	NATIONAL ASSOCIATION OF MEDICAID FRAUD CONTROL UNIT TRAINING	715	FED
DAVIS MIKE W	OMAHA NE	NATIONAL ASSOCIATION OF MEDICAID FRAUD CONTROL UNIT TRAINING	400	GEN
DAVIS MIKE W	OMAHA NE	NATIONAL ASSOCIATION OF MEDICAID FRAUD CONTROL UNIT TRAINING	1,201	FED
DORTCH PAMELA D	NEW ORLEANS LA	NATIONAL ASSOCIATION OF MEDICAID FRAUD CONTROL UNIT TRAINING	260	GEN
DORTCH PAMELA D	NEW ORLEANS LA	NATIONAL ASSOCIATION OF MEDICAID FRAUD CONTROL UNIT TRAINING	782	FED
DRAKE BENJAMIN L	ATLANTA GA	NATIONAL ASSOCIATION OF MEDICAID FRAUD CONTROL UNIT TRAINING	332	GEN

**OUT-OF-STATE TRAVEL  
FISCAL YEAR 2025**

Attorney General (070-00)

Name of Agency

Note: All expenditures recorded on this form must be totaled and said total must agree with the out-of-state travel amount indicated for FY 2023 on Form Mbr-1, line 1.A.2.b.

Employee's Name	Destination	Purpose	Travel Cost	Funding Source
DRAKE BENJAMIN L	ATLANTA GA	NATIONAL ASSOCIATION OF MEDICAID FRAUD CONTROL UNIT TRAINING	997	FED
DRAKE BENJAMIN L	NEW ORLEANS LA	NATIONAL ASSOCIATION OF MEDICAID FRAUD CONTROL UNIT TRAINING	263	GEN
DRAKE BENJAMIN L	NEW ORLEANS LA	NATIONAL ASSOCIATION OF MEDICAID FRAUD CONTROL UNIT TRAINING	787	FED
ELLISON DIMITRI	DALLAS TX	ANNUAL CRIMES AGAINST CHILDREN CONFERENCE	877	FED
FOSTER KIANA L	DALLAS TX	ANNUAL CRIMES AGAINST CHILDREN CONFERENCE	1,021	FED
FOSTER KIANA L	DALLAS TX	ANNUAL CRIMES AGAINST CHILDREN CONFERENCE	574	GEN
FRITZ AMANDA GRACE	DALLAS TX	ANNUAL CRIMES AGAINST CHILDREN CONFERENCE	873	FED
GAMBLE AMELIA B	SAN ANTONIO TX	NAPPA LEGAL EDUCATION CONFERENCE	1,921	GEN
GARRETT BRANDON WAYNE	ATLANTA GA	NATIONAL ASSOCIATION OF MEDICAID FRAUD CONTROL UNIT TRAINING	286	GEN
GARRETT BRANDON WAYNE	ATLANTA GA	NATIONAL ASSOCIATION OF MEDICAID FRAUD CONTROL UNIT TRAINING	857	FED
GARRETT BRANDON WAYNE	NEW ORLEANS LA	NATIONAL ASSOCIATION OF MEDICAID FRAUD CONTROL UNIT TRAINING	290	GEN
GARRETT BRANDON WAYNE	NEW ORLEANS LA	NATIONAL ASSOCIATION OF MEDICAID FRAUD CONTROL UNIT TRAINING	869	FED
GOFF SAMUEL P	DALLAS TX	ANNUAL CRIMES AGAINST CHILDREN CONFERENCE	934	FED
GRANT BRIDGETTE NICOLE	NEW ORLEANS LA	ARGUMENT BEFORE FIFTH CIRCUIT COURT OF APPEALS	476	GEN
GRANT BRIDGETTE NICOLE	NEW ORLEANS LA	APPELLATE ADVOCACY SEMINAR	633	GEN
GREGORY CANDACE	NEW YORK NY	NATIONAL ANTICORRUPTION ACADEMY	112	GEN
GREGORY CANDACE	CHICAGO IL	STATE LEVEL INTELLECTUAL PROPERTY PROSECUTOR TRAINING	168	GEN
GRIZZELL KELLIE DEANDREA	DALLAS TX	ANNUAL CRIMES AGAINST CHILDREN CONFERENCE	1,193	FED
GULLEDGE RICHARD CHARLES	DALLAS TX	ANNUAL CRIMES AGAINST CHILDREN CONFERENCE	778	FED
GULLEDGE RICHARD CHARLES	ORLANDO FL	IACIS BASIC COMPUTER FORENSIC EXAMINER TRAINING	2,708	GEN
GUYTON DREW	DALLAS TX	DEPOSITION FOR INVESTIGATION	525	GEN



**OUT-OF-STATE TRAVEL  
FISCAL YEAR 2025**

Attorney General (070-00)

Name of Agency

Note: All expenditures recorded on this form must be totaled and said total must agree with the out-of-state travel amount indicated for FY 2023 on Form Mbr-1, line 1.A.2.b.

<b>Employee's Name</b>	<b>Destination</b>	<b>Purpose</b>	<b>Travel Cost</b>	<b>Funding Source</b>
HANNAH ASHLEY	ALEXANDRIA VA	ICAC TASK FORCE COMMANDERS MEETING	1,951	FED
HANNAH ASHLEY	HOUSTON TX	ICAC TASK FORCE COMMANDERS MEETING	1,232	FED
HANNAH ASHLEY	DALLAS TX	ANNUAL CRIMES AGAINST CHILDREN CONFERENCE	950	FED
HANNAH ASHLEY	BOSTON MA	ICAC REGIONAL COMMANDERS MEETING	2,355	FED
HANNAH ASHLEY	BOSTON MA	ICAC REGIONAL COMMANDERS MEETING	665	GEN
HATCH RICHARD CLINT	DALLAS TX	ANNUAL CRIMES AGAINST CHILDREN CONFERENCE	1,145	GEN
HENDRICKS PHILLIP MATTHEW	DALLAS TX	ANNUAL CRIMES AGAINST CHILDREN CONFERENCE	1,127	FED
HENDRICKS PHILLIP MATTHEW	LAS VEGAS NV	NORTH AMERICAN HUMAN TRAFFICKING CONFERENCE	1,271	GEN
HOLLAND LADONNA C	NEW ORLEANS LA	ASSOCIATION OF GOVERNMENT ATTORNEYS IN CAPITAL LITIGATION	1,068	GEN
KUCIA GERALD	DALLAS TX	DEPOSITION FOR INVESTIGATION	525	GEN
LAMAR WILLIAM C	ALBUQUERQUE NM	NATIONAL ASSOCIATION OF MEDICAID FRAUD CONTROL UNIT TRAINING	1,146	GEN
LAMAR WILLIAM C	ALBUQUERQUE NM	NATIONAL ASSOCIATION OF MEDICAID FRAUD CONTROL UNIT TRAINING	728	FED
LAMAR WILLIAM C	NEW ORLEANS LA	NATIONAL ASSOCIATION OF MEDICAID FRAUD CONTROL UNIT TRAINING	358	GEN
LAMAR WILLIAM C	NEW ORLEANS LA	NATIONAL ASSOCIATION OF MEDICAID FRAUD CONTROL UNIT TRAINING	1,073	FED
LAMPTON CARL A	NEW ORLEANS LA	NATIONAL ASSOCIATION OF MEDICAID FRAUD CONTROL UNIT TRAINING	277	GEN
LAMPTON CARL A	NEW ORLEANS LA	NATIONAL ASSOCIATION OF MEDICAID FRAUD CONTROL UNIT TRAINING	832	FED
LYNCH JAMES DEWAYNE	DALLAS TX	ANNUAL CRIMES AGAINST CHILDREN CONFERENCE	1,417	FED
LYNN FITCH	NOTRE DAME IN	SPEAK AT NOTRE DAME LAW STUDENTS FOR LIFE MEETING	422	GEN
LYNN FITCH	NEW YORK NY	OFFICIAL MEETINGS	1,395	GEN
LYNN FITCH	WASHINGTON DC	SPEAK AT SBA EVENT	516	GEN
LYNN FITCH	BATON ROUGE LA	SPEAK AT LOUISIANA FAMILY FORUM	118	GEN
LYNN FITCH	WASHINGTON DC	FEDERALIST SOCIETY DINNER	233	GEN

**OUT-OF-STATE TRAVEL  
FISCAL YEAR 2025**

Attorney General (070-00)

Name of Agency

Note: All expenditures recorded on this form must be totaled and said total must agree with the out-of-state travel amount indicated for FY 2023 on Form Mbr-1, line 1.A.2.b.

<b>Employee's Name</b>	<b>Destination</b>	<b>Purpose</b>	<b>Travel Cost</b>	<b>Funding Source</b>
LYNN FITCH	DALLAS TX	COUNCIL FOR LIFE CELEBRATING LIFE	481	GEN
LYNN FITCH	WASHINGTON DC	OFFICIAL MEETINGS	375	GEN
LYNN FITCH	LINCOLN NE	SPEAK AT NEBRASKA FAMILY POLICY ALLIANCE BREAKFAST	286	GEN
LYNN FITCH	WASHINGTON DC	OFFICIAL MEETINGS AND SPEAK AT ADF SUMMIT	2,140	GEN
MAGEE-WOODS NATASHA ROSHAWN	NEW ORLEANS LA	NATIONAL ASSOCIATION OF MEDICAID FRAUD CONTROL UNIT TRAINING	229	GEN
MAGEE-WOODS NATASHA ROSHAWN	NEW ORLEANS LA	NATIONAL ASSOCIATION OF MEDICAID FRAUD CONTROL UNIT TRAINING	687	FED
MALONE JESSICA SUSAN	DALLAS TX	ANNUAL CRIMES AGAINST CHILDREN CONFERENCE	1,049	FED
MALONE JESSICA SUSAN	DALLAS TX	ANNUAL CRIMES AGAINST CHILDREN CONFERENCE	704	GEN
MANGUS TONYA LYNN	DALLAS TX	ANNUAL CRIMES AGAINST CHILDREN CONFERENCE	1,240	FED
MARSTON MICHELLE	CHARLESTON SC	ATTORNEY GENERAL ASSOCIATION FALL MEETING	95	GEN
MARSTON MICHELLE	WASHINGTON DC	OFFICIAL MEETINGS	1,344	GEN
MARSTON MICHELLE	WASHINGTON DC	OFFICIAL MEETINGS	877	GEN
MARSTON MICHELLE	NASHVILLE TN	ATTORNEY GENERAL CONFERENCE	186	GEN
MARSTON MICHELLE	WASHINGTON DC	COUNCIL FOR NATIONAL POLICY MEETING	1,398	GEN
MARSTON MICHELLE	WASHINGTON DC	HERITAGE LEADERSHIP SUMMIT	457	GEN
MARSTON MICHELLE	NEW ORLEANS LA	ATTORNEY GENERAL CONFERENCE	210	GEN
MARSTON MICHELLE	NOTRE DAME IN	LIFE MEETING	1,149	GEN
MARSTON MICHELLE	WASHINGTON DC	STUDENTS FOR LIFE EVENT	2,238	GEN
MARSTON MICHELLE	NEW YORK NY	OFFICIAL MEETINGS	1,384	GEN
MARSTON MICHELLE	WASHINGTON DC	SBA EVENT	664	GEN
MARTIN ELISABETH HART	WASHINGTON DC	ANTITRUST SUMMIT AND TASK FORCE MEETING	757	GEN
MARTIN ELISABETH HART	CHICAGO IL	COMMON GROUND MEETING WITH DOJ AND FTC	1,021	GEN
MATHENY JUSTIN LEE	BEAVER CREEK CO	PUBLIC LAW ECONOMICS & POLICY INSTITUTE OF SOLICITOR GENERALS	265	GEN
MATHENY JUSTIN LEE	SAN FRANCISCO CA	NATIONAL STATE SOLICITORS GENERAL & APPELLATE CONFERENCE	423	GEN

**OUT-OF-STATE TRAVEL  
FISCAL YEAR 2025**

Attorney General (070-00)

Name of Agency

Note: All expenditures recorded on this form must be totaled and said total must agree with the out-of-state travel amount indicated for FY 2023 on Form Mbr-1, line 1.A.2.b.

<b>Employee's Name</b>	<b>Destination</b>	<b>Purpose</b>	<b>Travel Cost</b>	<b>Funding Source</b>
MATHENY JUSTIN LEE	NEW ORLEANS LA	ARGUMENT BEFORE FIFTH CIRCUIT COURT OF APPEALS	538	GEN
MATHIS DOUGLAS KEVIN	SCOTT LA	CELLEBRITE TRAINING	672	GEN
MILLER MARLIN ALLAN JR	ALBUQUERQUE NM	NATIONAL ASSOCIATION OF MEDICAID FRAUD CONTROL UNIT TRAINING	377	GEN
MILLER MARLIN ALLAN JR	ALBUQUERQUE NM	NATIONAL ASSOCIATION OF MEDICAID FRAUD CONTROL UNIT TRAINING	1,130	FED
MILLER MARLIN ALLAN JR	NEW ORLEANS LA	NATIONAL ASSOCIATION OF MEDICAID FRAUD CONTROL UNIT TRAINING	311	GEN
MILLER MARLIN ALLAN JR	NEW ORLEANS LA	NATIONAL ASSOCIATION OF MEDICAID FRAUD CONTROL UNIT TRAINING	934	FED
MILLER MARLIN ALLAN JR	WASHINGTON DC	NATIONAL ASSOCIATION OF MEDICAID FRAUD CONTROL UNIT TRAINING	544	GEN
MILLER MARLIN ALLAN JR	WASHINGTON DC	NATIONAL ASSOCIATION OF MEDICAID FRAUD CONTROL UNIT TRAINING	1,634	FED
MILLER MARLIN ALLAN JR	MINNEAPOLIS MN	NATIONAL ASSOCIATION OF MEDICAID FRAUD CONTROL UNIT TRAINING	420	GEN
MILLER MARLIN ALLAN JR	MINNEAPOLIS MN	NATIONAL ASSOCIATION OF MEDICAID FRAUD CONTROL UNIT TRAINING	1,260	FED
MILLER MOLLY	WHITE SULPHUR SPRINGS WV	NATIONAL ASSOCIATION OF PROSECUTOR COORDINATOR CONFERENCE	1,749	FED
MILLER MOLLY	SAN ANTONIO TX	IACP DRUGS ALCOHOL & IMPAIRED DRIVING TRAINING CONFERENCE	842	FED
MILLER MOLLY	SAN ANTONIO TX	IACP DRUGS ALCOHOL & IMPAIRED DRIVING TRAINING CONFERENCE	425	GEN
MILLER MOLLY	GOLDEN CO	NATIONAL ASSOCIATION OF PROSECUTOR COORDINATOR CONFERENCE	984	FED
MILSAP LUTHER KEITH	ALBUQUERQUE NM	NATIONAL ASSOCIATION OF MEDICAID FRAUD CONTROL UNIT TRAINING	394	GEN
MILSAP LUTHER KEITH	ALBUQUERQUE NM	NATIONAL ASSOCIATION OF MEDICAID FRAUD CONTROL UNIT TRAINING	1,183	FED
MILSAP LUTHER KEITH	BOSTON MA	NATIONAL ASSOCIATION OF MEDICAID FRAUD CONTROL UNIT TRAINING	637	FED

**OUT-OF-STATE TRAVEL  
FISCAL YEAR 2025**

Attorney General (070-00)

Name of Agency

Note: All expenditures recorded on this form must be totaled and said total must agree with the out-of-state travel amount indicated for FY 2023 on Form Mbr-1, line 1.A.2.b.

Employee's Name	Destination	Purpose	Travel Cost	Funding Source
MILSAP LUTHER KEITH	BOSTON MA	NATIONAL ASSOCIATION OF MEDICAID FRAUD CONTROL UNIT TRAINING	212	GEN
MINOR WILSON DOUGLAS	NEW ORLEANS LA	ARGUMENT BEFORE FIFTH CIRCUIT COURT OF APPEALS	345	GEN
MITCHELL DONOVAN FAMAJH	DALLAS TX	ANNUAL CRIMES AGAINST CHILDREN CONFERENCE	931	FED
MITCHELL DONOVAN FAMAJH	DALLAS TX	ANNUAL CRIMES AGAINST CHILDREN CONFERENCE	574	GEN
MORGAN EMILY MARTIN	DENVER CO	SOCIAL MEDIA PLATFORM WORKING GROUP MEETING	1,173	GEN
OWENS JERROLYN MARTIN	NEW ORLEANS LA	ARGUMENT BEFORE FIFTH CIRCUIT COURT OF APPEALS	176	GEN
PHILLIPS CHARLTON ALLEN	DALLAS TX	ANNUAL CRIMES AGAINST CHILDREN CONFERENCE	1,376	FED
PIETROWSKI RICHARD SCOTT	NEW ORLEANS LA	NATIONAL ASSOCIATION OF MEDICAID FRAUD CONTROL UNIT TRAINING	238	GEN
PIETROWSKI RICHARD SCOTT	NEW ORLEANS LA	NATIONAL ASSOCIATION OF MEDICAID FRAUD CONTROL UNIT TRAINING	714	FED
PLATO ASHLEY LYNN	ORLANDO FL	INVESTIGATING TECH FACILITATED CRIMES AGAINST CHILDREN TRAINING	743	FED
PLATO ASHLEY LYNN	ORLANDO FL	INVESTIGATING TECH FACILITATED CRIMES AGAINST CHILDREN TRAINING	757	GEN
PLATO ASHLEY LYNN	DALLAS TX	ANNUAL CRIMES AGAINST CHILDREN CONFERENCE	924	FED
PRACHT CALEB A	DALLAS TX	SPEAK AT NATIONAL ATTORNEY CONFERENCE	366	GEN
PROCTOR PARKER A	NEW ORLEANS LA	ASSOCIATION OF GOVERNMENT ATTORNEYS IN CAPITAL LITIGATION	905	GEN
RICE VICTORIA RAMSEY	BOSTON MA	ICAC REGIONAL COMMANDERS MEETING	1,435	FED
RICE VICTORIA RAMSEY	BOSTON MA	ICAC REGIONAL COMMANDERS MEETING	442	GEN
RICE VICTORIA RAMSEY	DALLAS TX	ANNUAL CRIMES AGAINST CHILDREN CONFERENCE	1,119	FED
RICE VICTORIA RAMSEY	QUANTICO VA	FBI NATIONAL ACADEMY	1,809	GEN
RICHARDSON WILLIE DEWAYNE	WASHINGTON DC	NDA PROSECUTOR ADVOCACY DAY	1,199	GEN
ROBERTS BRYAN PAUL	ATLANTA GA	NATIONAL ASSOCIATION OF MEDICAID FRAUD CONTROL UNIT TRAINING	341	GEN
ROBERTS BRYAN PAUL	ATLANTA GA	NATIONAL ASSOCIATION OF MEDICAID FRAUD CONTROL UNIT TRAINING	1,024	FED

**OUT-OF-STATE TRAVEL  
FISCAL YEAR 2025**

Attorney General (070-00)

Name of Agency

Note: All expenditures recorded on this form must be totaled and said total must agree with the out-of-state travel amount indicated for FY 2023 on Form Mbr-1, line 1.A.2.b.

Employee's Name	Destination	Purpose	Travel Cost	Funding Source
RUTHERFORD ERIN ELIZABETH	NEW ORLEANS LA	APPELLATE ADVOCACY SEMINAR	513	GEN
SECOY CRYSTAL UTLEY	WASHINGTON DC	NATIONAL ASSOCIATION OF ATTORNEY GENERAL CONSUMER PROTECTION CONFERENCE	654	GEN
SECOY CRYSTAL UTLEY	DENVER CO	SOCIAL MEDIA PLATFORM WORKING GROUP MEETING	781	GEN
SMITH BRAD ALAN	NEW ORLEANS LA	ASSOCIATION OF GOVERNMENT ATTORNEYS IN CAPITAL LITIGATION	771	GEN
SPRADLING WILLIAM J	ORLANDO FL	NATIONAL HEALTHCARE ANTIFRAUD ASSOCIATION CONFERENCE	273	GEN
SPRADLING WILLIAM J	ORLANDO FL	NATIONAL HEALTHCARE ANTIFRAUD ASSOCIATION CONFERENCE	821	FED
STEWART SCOTT G	NEW ORLEANS LA	ARGUMENT BEFORE FIFTH CIRCUIT COURT OF APPEALS	579	GEN
STEWART SCOTT G	BATON ROUGE LA	SPEAK AT LOUISIANA FAMILY FORUM	386	GEN
STEWART SCOTT G	NEW ORLEANS LA	FEDERALIST SOCIETY SOUTHERN LEADERSHIP MEETING	778	GEN
STEWART SCOTT G	WASHINGTON DC	NATIONAL LAWYERS CONVENTION	1,758	GEN
STEWART SCOTT G	DALLAS TX	COUNCIL FOR LIFE CELEBRATING LIFE	1,294	GEN
STEWART SCOTT G	WASHINGTON DC	ARGUMENT BEFORE THE UNITED STATES SUPREME COURT	462	GEN
TAYLOR BRIAN NEIL	DALLAS TX	ANNUAL CRIMES AGAINST CHILDREN CONFERENCE	720	FED
TAYLOR BRIAN NEIL	DALLAS TX	ANNUAL CRIMES AGAINST CHILDREN CONFERENCE	35	GEN
THOMPSON MICHELLE SUZANNE	DALLAS TX	ANNUAL CRIMES AGAINST CHILDREN CONFERENCE	943	FED
THOMPSON MICHELLE SUZANNE	LAS VEGAS NV	NORTH AMERICAN HUMAN TRAFFICKING CONFERENCE	933	GEN
TRYNER JOHN D	DALLAS TX	ANNUAL CRIMES AGAINST CHILDREN CONFERENCE	735	FED
WALL MARY HELEN	NEW YORK NY	NATIONAL ANTICORRUPTION ACADEMY	112	GEN
WALL MARY HELEN	SANDESTIN FL	SPEAKER AT MS BAR ANNUAL MEETING AND SUMMER SCHOOL	3,221	GEN
WALL MARY HELEN	PARK CITY UT	ANTI-HUMAN TRAFFICKING SUMMIT	221	GEN
WALL MARY HELEN	CHICAGO IL	STATE LEVEL INTELLECTUAL PROPERTY PROSECUTOR TRAINING	319	GEN
WALL MARY HELEN	RANCHO PALOS VERDES CA	ATTORNEY GENERAL ALLIANCE ANNUAL MEETING	535	GEN

**OUT-OF-STATE TRAVEL  
FISCAL YEAR 2025**

Attorney General (070-00)

Name of Agency

Note: All expenditures recorded on this form must be totaled and said total must agree with the out-of-state travel amount indicated for FY 2023 on Form Mbr-1, line 1.A.2.b.

<b>Employee's Name</b>	<b>Destination</b>	<b>Purpose</b>	<b>Travel Cost</b>	<b>Funding Source</b>
WALL MARY HELEN	SAN ANTONIO TX	JUDICIAL CONFERENCE OF THE FIFTH CIRCUIT	1,216	GEN
WALL MARY HELEN	KANSAS CITY MO	NATIONAL ASSOCIATION DEPUTIES/CHIEFS OF STAFF MEETING	78	GEN
WALTON BRANTLEY E	ATLANTA GA	NATIONAL ASSOCIATION OF MEDICAID FRAUD CONTROL UNIT TRAINING	394	GEN
WALTON BRANTLEY E	ATLANTA GA	NATIONAL ASSOCIATION OF MEDICAID FRAUD CONTROL UNIT TRAINING	1,183	FED
WARD ANNA	BATON ROUGE LA	LABOR TRAFFICKING SYMPOSIUM	286	GEN
WARD ANNA	LAS VEGAS NV	NORTH AMERICAN HUMAN TRAFFICKING CONFERENCE	1,199	GEN
WARD MICHAEL V	DALLAS TX	ANNUAL CRIMES AGAINST CHILDREN CONFERENCE	1,033	FED
WATSON MAEGAN GULLETTE	MONTGOMERY AL	NATIONAL ASSOCIATION OF MEDICAID FRAUD CONTROL UNIT TRAINING	207	GEN
WATSON MAEGAN GULLETTE	MONTGOMERY AL	NATIONAL ASSOCIATION OF MEDICAID FRAUD CONTROL UNIT TRAINING	621	FED
WHITE JAMIE RYAN	ORLANDO FL	IACIS BASIC COMPUTER FORENSIC EXAMINER TRAINING	2,473	FED
WIGINTON ERIC BRANDON	DALLAS TX	ANNUAL CRIMES AGAINST CHILDREN CONFERENCE	1,135	FED
WIGINTON ERIC BRANDON	DALLAS TX	ANNUAL CRIMES AGAINST CHILDREN CONFERENCE	435	GEN
WILLIAMS GARY LEE	DALLAS TX	ANNUAL CRIMES AGAINST CHILDREN CONFERENCE	1,490	FED
WILLIAMS JOHN CHADWICK	PHOENIX AZ	NATIONAL ASSOCIATION OF ATTORNEY GENERAL TECH BOOT CAMP	259	GEN
WILLIS JASON	MONTGOMERY AL	NATIONAL ASSOCIATION OF MEDICAID FRAUD CONTROL UNIT TRAINING	198	GEN
WILLIS JASON	MONTGOMERY AL	NATIONAL ASSOCIATION OF MEDICAID FRAUD CONTROL UNIT TRAINING	593	FED
WOLFE SHAWN J	ATLANTA GA	NATIONAL LAW ENFORCEMENT TRAINING ON CHILD EXPLOITATION	1,269	FED
ZOLLICOFFER VANDRICK MCKEAL	MONTGOMERY AL	NATIONAL ASSOCIATION OF MEDICAID FRAUD CONTROL UNIT TRAINING	179	GEN
ZOLLICOFFER VANDRICK MCKEAL	MONTGOMERY AL	NATIONAL ASSOCIATION OF MEDICAID FRAUD CONTROL UNIT TRAINING	537	FED

**OUT-OF-STATE TRAVEL  
FISCAL YEAR 2025**

Attorney General (070-00)

---

Name of Agency

Note: All expenditures recorded on this form must be totaled and said total must agree with the out-of-state travel amount indicated for FY 2023 on Form Mbr-1, line 1.A.2.b.

<b>Employee's Name</b>	<b>Destination</b>	<b>Purpose</b>	<b>Travel Cost</b>	<b>Funding Source</b>
ZOLLICOFFER VANDRICK MCKEAL	DALLAS TX	ANNUAL CRIMES AGAINST CHILDREN CONFERENCE	1,013	FED
<b>Total Out of State Cost</b>			<b>\$ 151,869</b>	

**FEES, PROFESSIONAL AND OTHER SERVICES**

Attorney General (070-00)

Name of Agency

TYPE OF FEE AND NAME OF VENDOR	Retired w/ PERS	(1) Actual Expenses FY Ending June 30, 2023	(2) Estimated Expenses FY Ending June 30, 2024	(3) Requested Expenses FY Ending June 30, 2025	Fund Source
<b>61600000 INTER-AGENCY FEES</b>					
DEPARTMENT OF FINANCE AND ADMINISTRATION/MMRS					
<i>Comp. Rate: \$15481/quarter</i>		61,925	64,900	64,900	GEN
OFFICE OF THE STATE AUDITOR/Audit Testwork/Single Audit					
<i>Comp. Rate: \$35/hour</i>		10	100	100	GEN
<b>Total 61600000 INTER-AGENCY FEES</b>		<b>61,935</b>	<b>65,000</b>	<b>65,000</b>	

**61610000 CONTRACT WORKER PAYROLL**

ADAMS MALLORIE/Contract Worker					
<i>Comp. Rate: \$21.00/hour</i>		2,152			GEN
ALEXANDER ANGELA/Intern					
<i>Comp. Rate: \$12.00/hour</i>		2,604			GEN
AMLONG JONATHAN/Intern					
<i>Comp. Rate: \$12.00/hour</i>		2,760			GEN
AUSTIN CHARLES/Intern					
<i>Comp. Rate: \$12.00/hour</i>		432			GEN
BALDWIN JOEL/Intern					
<i>Comp. Rate: \$12.00/hour</i>		2,808			GEN
BALDWIN KELSIE/Intern					
<i>Comp. Rate: \$12.00/hour</i>		480			GEN
BLAKENEY LABAN/Intern					
<i>Comp. Rate: \$12.00/hour</i>		480			GEN
BOLEN ANNA GRACE/Intern					
<i>Comp. Rate: \$12.00/hour</i>		3,460			GEN FED
BOOKOUT JOSHUA/Intern					
<i>Comp. Rate: \$10.00/hour</i>		2,062			GEN FED
BOSLEY KELYN/Intern					
<i>Comp. Rate: \$12.00/hour</i>		2,934			GEN
BURNHAM BRITTANY/Intern					
<i>Comp. Rate: \$12.00/hour</i>		2,631			GEN
BURNHAM CINDY/Contract Worker					
<i>Comp. Rate: \$23.93/hour</i>	Y	21,262			GEN
CAJOLEAS PETE/Contract Worker					
<i>Comp. Rate: \$45.00/hour</i>	Y	43,222			GEN
CARMACK TYLER/Intern					
<i>Comp. Rate: \$12.00/hour</i>		2,724			GEN
CARTER PHILLIP/Contract Worker					
<i>Comp. Rate: \$50.00/hour</i>	Y	12,200			GEN
CATES LYDIA/Intern					
<i>Comp. Rate: \$12.00/hour</i>		2,646			GEN
CLAYTON TATE/Intern					
<i>Comp. Rate: \$12.00/hour</i>		2,996			GEN
COE TAYLOR/Intern					
<i>Comp. Rate: \$12.00/hour</i>		2,940			GEN
COLSON RICHARD/Intern					



**FEES, PROFESSIONAL AND OTHER SERVICES**

Attorney General (070-00)

Name of Agency

TYPE OF FEE AND NAME OF VENDOR	Retired w/ PERS	(1) Actual Expenses FY Ending June 30, 2023	(2) Estimated Expenses FY Ending June 30, 2024	(3) Requested Expenses FY Ending June 30, 2025	Fund Source
Comp. Rate: \$12.00/hour CONFIDENTIAL/Minor - Inspections		2,712			GEN FED
Comp. Rate: \$10.00/hour CONFIDENTIAL/Minor - Inspections			1,020		GEN OTH
Comp. Rate: \$10.00/hour CONFIDENTIAL/Minor - Inspections			1,830		GEN OTH
Comp. Rate: \$10.00/hour CONFIDENTIAL/Minor - Inspections			4,090		FED
Comp. Rate: \$10.00/hour CONFIDENTIAL/Minor - Inspections			2,380		OTH
Comp. Rate: \$10.00/hour CONFIDENTIAL/Minor - Inspections			3,540		FED
Comp. Rate: \$10.00/hour CONFIDENTIAL/Minor - Inspections			632		GEN OTH
Comp. Rate: \$10.00/hour CONFIDENTIAL/Minor - Inspections			695		FED
Comp. Rate: \$10.00/hour CONFIDENTIAL/Minor - Inspections			2,637		GEN OTH
Comp. Rate: \$10.00/hour CONFIDENTIAL/Minor - Inspections			7,490		FED
Comp. Rate: \$10.00/hour CONFIDENTIAL/Minor - Inspections			950		FED
Comp. Rate: \$10.00/hour CONFIDENTIAL/Minor - Inspections			2,285		FED
Comp. Rate: \$10.00/hour CONFIDENTIAL/Minor - Inspections			970		OTH
Comp. Rate: \$10.00/hour CONFIDENTIAL/Minor - Inspections			82		FED
Comp. Rate: \$10.00/hour CONFIDENTIAL/Minor - Inspections			3,498		GEN OTH
Comp. Rate: \$10.00/hour CONFIDENTIAL/Minor - Inspections			1,865		FED
Comp. Rate: \$10.00/hour CONFIDENTIAL/Minor - Inspections			840		FED
Comp. Rate: \$10.00/hour CONFIDENTIAL/Minor - Inspections			3,550		GEN OTH
Comp. Rate: \$10.00/hour CONFIDENTIAL/Minor - Inspections			900		FED
Comp. Rate: \$10.00/hour CONFIDENTIAL/Minor - Inspections			2,675		FED
Comp. Rate: \$10.00/hour CONFIDENTIAL/Minor - Inspections			4,310		GEN OTH
Comp. Rate: \$10.00/hour CONFIDENTIAL/Minor - Inspections			2,775		FED
Comp. Rate: \$10.00/hour CONFIDENTIAL/Minor - Inspections			175		OTH
CONFIDENTIAL/Minor - Inspections					

**FEES, PROFESSIONAL AND OTHER SERVICES**

Attorney General (070-00)

Name of Agency

TYPE OF FEE AND NAME OF VENDOR	Retired w/ PERS	(1) Actual Expenses FY Ending June 30, 2023	(2) Estimated Expenses FY Ending June 30, 2024	(3) Requested Expenses FY Ending June 30, 2025	Fund Source
Comp. Rate: \$10.00/hour CONFIDENTIAL/Minor - Inspections		2,055			GEN OTH
Comp. Rate: \$10.00/hour CONFIDENTIAL/Minor - Inspections		1,707			GEN OTH
Comp. Rate: \$10.00/hour DICKERSON MALEA/Intern		80			FED
Comp. Rate: \$12.00/hour DOHERTY CHRISTIANA/Contract Worker		2,208			GEN
Comp. Rate: \$15.01/hour DUCK EMILY/Intern		420			FED
Comp. Rate: \$12.00/hour EASTERLING CHANCELLOR/Intern		480			GEN
Comp. Rate: \$12.00/hour EPPLIN KEELY/Intern		4,257			FEN
Comp. Rate: \$12.00/hour ETHERIDGE JILLIAN/Intern		420			FEN
Comp. Rate: \$12.00/hour FLOYD ASWYN/Intern		2,676			FEN
Comp. Rate: \$12.00/hour FOSTER EMILY/Intern		2,136			GEN
Comp. Rate: \$12.00/hour FRALEY CONNOR/Intern		480			GEN
Comp. Rate: \$12.00/hour GANT ASHLEY/Intern		1,440			GEN
Comp. Rate: \$12.00/hour GARZA BALDOMERO/Intern		474			GEN
Comp. Rate: \$12.00/hour HACKETT JASON/Intern		456			GEN
Comp. Rate: \$12.00/hour HARRELL SEBASTIAN/Intern		480			GEN
Comp. Rate: \$12.00/hour HAYES LEYSER/Contract Worker		9,114			GEN FED
Comp. Rate: \$45.00/hour HENDERSON HANNAH/Intern	Y	35,617			GEN
Comp. Rate: \$12.00/hour HINTZ GIULIA/Intern		2,396			GEN
Comp. Rate: \$12.00/hour HOLDER KRISTEN/Intern		2,736			GEN
Comp. Rate: \$12.00/hour HOLLINGSWORTH ABBY/Intern		1,122			GEN
Comp. Rate: \$12.00/hour HOUSE ASHLEY/Intern		468			GEN
Comp. Rate: \$12.00/hour JACKSON MACKENZIE/Intern		5,511			GEN
Comp. Rate: \$12.00/hour JAMES LAUREN/Intern		468			GEN

**FEES, PROFESSIONAL AND OTHER SERVICES**

Attorney General (070-00)

Name of Agency					
TYPE OF FEE AND NAME OF VENDOR	Retired w/ PERS	(1) Actual Expenses FY Ending June 30, 2023	(2) Estimated Expenses FY Ending June 30, 2024	(3) Requested Expenses FY Ending June 30, 2025	Fund Source
<i>Comp. Rate: \$12.00/hour</i> JOHNSTON JACOB/Intern		2,772			GEN
<i>Comp. Rate: \$12.00/hour</i> JOHNSTON WILLIAM/Intern		480			GEN
<i>Comp. Rate: \$12.00/hour</i> JONES THOMAS/Intern		2,424			OTH
<i>Comp. Rate: \$12.00/hour</i> KIHM CHARLES/Intern		480			GEN
<i>Comp. Rate: \$12.00/hour</i> LEBLANC JEFFERY/Intern		4,176			GEN
<i>Comp. Rate: \$12.00/hour</i> LEE LAUREL/Intern		1,182			GEN
<i>Comp. Rate: \$12.00/hour</i> LITTLEPAGE DAVID/Intern		444			GEN FED
<i>Comp. Rate: \$12.00/hour</i> LOWERY ROBERT/Contract Worker		2,607			GEN
<i>Comp. Rate: \$24.04/hour</i> LUSK SARAH/Contract Worker	Y	24,377			GEN
<i>Comp. Rate: \$38.00/hour</i> MARTIN KYLE/Intern		49,657			GEN
<i>Comp. Rate: \$12.00/hour</i> MAUGANS MORGAN/Intern		480			GEN
<i>Comp. Rate: \$12.00/hour</i> MAXWELL BRYNT/Contract Worker		480			GEN
<i>Comp. Rate: \$18.27/hour</i> MEADOWS LELAND/Intern		110			GEN
<i>Comp. Rate: \$12.00/hour</i> MITCHELL ELLIS/Contract Worker		480			GEN
<i>Comp. Rate: \$50.00/hour</i> MONCRIEF ALYSSA/Intern	Y	55,067			GEN
<i>Comp. Rate: \$12.00/hour</i> MONTGOMERY SKYLER/Intern		468			GEN
<i>Comp. Rate: \$12.00/hour</i> MORGAN EMILY/Contract Worker		2,718			GEN
<i>Comp. Rate: \$12.00/hour</i> MOSES CRISALYNN/Intern		5,856			GEN
<i>Comp. Rate: \$12.00/hour</i> MULLINS CHAUNCEY/Intern		480			GEN
<i>Comp. Rate: \$12.00/hour</i> NORMAN ANNA/Contract Worker		480			GEN
<i>Comp. Rate: \$12.00/hour</i> OUTLAW KAEHLA/Intern		6,147			GEN
<i>Comp. Rate: \$12.00/hour</i> PHILLIPS EMILY/Intern		420			GEN
<i>Comp. Rate: \$12.00/hour</i> PUGH ZACHARY/Intern		2,634			GEN

**FEES, PROFESSIONAL AND OTHER SERVICES**

Attorney General (070-00)

Name of Agency

TYPE OF FEE AND NAME OF VENDOR	Retired w/ PERS	(1) Actual Expenses FY Ending June 30, 2023	(2) Estimated Expenses FY Ending June 30, 2024	(3) Requested Expenses FY Ending June 30, 2025	Fund Source
RAAD NICHOLAS/Intern <i>Comp. Rate: \$12.00/hour</i>		2,756			GEN
RUTLAND HANNAH/Intern <i>Comp. Rate: \$12.00/hour</i>		444			GEN FED
SCIONEUX MASON/Intern <i>Comp. Rate: \$12.00/hour</i>		2,658			GEN
SMITH JOYCELYNN/Intern <i>Comp. Rate: \$12.00/hour</i>		1,836			GEN
STANFIELD EMILY/Intern <i>Comp. Rate: \$12.00/hour</i>		480			GEN
SULLIVAN MEAGAN/Intern <i>Comp. Rate: \$13.85/hour</i>		3,843			OTH
TATE MICHAEL/Intern <i>Comp. Rate: \$12.00/hour</i>		468			GEN
TAYLOR SYLVIA/Intern <i>Comp. Rate: \$12.00/hour</i>		468			GEN
THOMAS WILLIAM/Contract Worker <i>Comp. Rate: \$12.00/hour</i>		480			GEN FED
TUCKER ANNA/Intern <i>Comp. Rate: \$15.00/hour</i>		7,905			GEN FED
TURNIPSEED SEAN/Intern <i>Comp. Rate: \$12.00/hour</i>		2,684			GEN
VALENTINE LAUREN/Intern <i>Comp. Rate: \$12.00/hour</i>		456			GEN
WALSH ADDISON/Intern <i>Comp. Rate: \$12.00/hour</i>		2,730			GEN
WILLIAMS JAMEESE/Intern <i>Comp. Rate: \$12.00/hour</i>		7,578			FED
WINSHIP CARLY/Intern <i>Comp. Rate: \$12.00/hour</i>		480			GEN
WOODS DANIEL/Intern <i>Comp. Rate: \$12.00/hour</i>		2,526			GEN
YUN ALEXANDER/Intern <i>Comp. Rate: \$12.00/hour</i>		480			GEN
<b>Total 61610000 CONTRACT WORKER PAYROLL</b>		<b>443,066</b>	<b>620,000</b>	<b>620,000</b>	
61625000 CONTRACT WORKER PAYROLL MATCH CONTRACT WORKER PAYROLL MATCH/CONTRACT <i>Comp. Rate: Set by Government</i>		66,326	85,500	85,500	GEN FED OTH
<b>Total 61625000 CONTRACT WORKER PAYROLL MATCH</b>		<b>66,326</b>	<b>85,500</b>	<b>85,500</b>	
61670000 LEGAL AND RELATED SERVICES ADNREA REED INC/Court Reporter <i>Comp. Rate: \$6/page</i>		168			GEN

**FEES, PROFESSIONAL AND OTHER SERVICES**

Attorney General (070-00)

Name of Agency

TYPE OF FEE AND NAME OF VENDOR	Retired w/ PERS	(1) Actual Expenses FY Ending June 30, 2023	(2) Estimated Expenses FY Ending June 30, 2024	(3) Requested Expenses FY Ending June 30, 2025	Fund Source
BANCORPSOUTH SUBPOENAS-CDO LEGAL <i>Comp. Rate: \$20/hour research and copy time and \$1.50/CD</i>		21			GEN FED
BANK OF MORTON/Records for Court <i>Comp. Rate: \$20/hour research and copy time</i>		106			GEN
BANK OF WIGGINS/Records for Court <i>Comp. Rate: \$50/hour research and clerical hours and</i>		550			GEN
BANKPLUS - RIDGELAND 400 CONCOURSE STE 200/Records <i>Comp. Rate: \$22/hour research and copy time</i>		606			GEN FED
BARTEE TAMIKA T PROVIDENCE COURT REPORTING <i>Comp. Rate: \$4.25/page</i>		98			GEN
BROOKS COURT REPORTING INC/Court Reporter <i>Comp. Rate: \$200/appearance and \$33.25/page</i>		4,855			GEN
CADENCE BANK/Records for Court <i>Comp. Rate: \$20/hour research and copy time and \$15/CD</i>		210			GEN FED
CATHERINE M. WHITE/Court Reporter <i>Comp. Rate: \$2.05/page</i>		654			GEN
CENTRAL MS IMPROVEMENT JACKSON-HINDS <i>Comp. Rate: \$40/research fee and \$25/certification fee</i>		65			GEN
CHARLES A LINDSAY JR/Subpoena service <i>Comp. Rate: \$65/\$75/\$85 per service</i>		225			GEN
CIOX HEALTH/Records for Court <i>Comp. Rate: \$14/basic research fee and \$0.15/page per copy</i>		1,802			GEN FED
COMMUNITY BANK OF MISSISSIPPI/Records for Court <i>Comp. Rate: \$20/hour research fee and \$6/CD</i>		16			GEN
COPIA BANK, N.A./Records for Court <i>Comp. Rate: \$50/hour research and \$2/per statement</i>		173			GEN
CRESCENT CITY LIT SUPPORT LLC/Records for Court <i>Comp. Rate: \$45/filing fee and \$4.5/spiral binding fee and</i>		103			GEN
DAWN JOHNSON/Court Reporter <i>Comp. Rate: \$6/page</i>		138			GEN
DISCOVER PRODUCTS INC./Records for Court <i>Comp. Rate: \$22/hour research fee</i>		22			GEN
ETHOSCRIBE DEPOSITION SERVICES, LLC/Court Reporter <i>Comp. Rate: \$285.80/transcript</i>		286			GEN
FNB OXFORD BANK/Records for Court <i>Comp. Rate: \$90/hour research fee and \$15/electronic media</i>		105			GEN
FRED W. JESKE/Court Reporter <i>Comp. Rate: \$3.65/page original and \$4.85/page expedited</i>		386			GEN
GENA MATTISON GLENN GLENN-HENRY <i>Comp. Rate: \$2.25/page for copy of deposition</i>		1,575			GEN
GLORIA N. CLARK/Court Reporter <i>Comp. Rate: \$5.25/page</i>		1,820			GEN
GORE KILPATRICK DAMBRINO PLLC/Legal Services <i>Comp. Rate: \$200/hour</i>		710			GEN
GUARANTY BANK & TRUCK/Records for Court <i>Comp. Rate: \$20/hour research fee and \$15/CD</i>		35			GEN FED

**FEES, PROFESSIONAL AND OTHER SERVICES**

Attorney General (070-00)

Name of Agency

TYPE OF FEE AND NAME OF VENDOR	Retired w/ PERS	(1) Actual Expenses FY Ending June 30, 2023	(2) Estimated Expenses FY Ending June 30, 2024	(3) Requested Expenses FY Ending June 30, 2025	Fund Source
HATTIESBURG CLINIC PA/Records for Court <i>Comp. Rate: \$25/affidavit and \$25/CD</i>		75			GEN
HELLEN FONDA INEZ/Process Service reimbursement <i>Comp. Rate: \$85/each</i>		170			GEN
HUSEBY, LLC HUSEBY GLOBAL LITIGATION/Court Reporter <i>Comp. Rate: \$767.50/transcript</i>		768			GEN
JOHN BRENTLY DAVIS/Expert Witness <i>Comp. Rate: \$500/hour case review/preparation/phone and</i>		1,750			GEN
JONES WALKER LLP/Legal Services <i>Comp. Rate: \$185/hour paralegal and \$295/hour blended</i>		19,720			GEN
KEESLER FEDERAL CREDIT UNION/Records for Court <i>Comp. Rate: \$15/hour research fee and \$0.25/page document</i>		351			GEN FED
KIMBERLY C. VAN/Court Reporter <i>Comp. Rate: \$127.20/transcript</i>		127			GEN
LAWSON HUCK GONZALEX, PLLC/Legal Services <i>Comp. Rate: \$207/Supreme Court PHV filing fee and</i>		707			GEN
LINDSEY P. MCINTOSH/Court Reporter <i>Comp. Rate: \$297/transcript</i>		297			GEN
LOUISIANA DEPT OF JUSTICE/Legal Services <i>Comp. Rate: \$100/USDC Eastern District of LA PHV fee and</i>		205			GEN
LUMLEY THERESA/Court Reporter <i>Comp. Rate: \$39/transcript</i>		39			GEN
MARGARET WASMUND, RMR, CRR, CRC/Court Reporter <i>Comp. Rate: \$3.65/page original</i>		259			GEN
MAYNARD, COOPER & GALE, P.C./Legal Services <i>Comp. Rate: \$376/\$457/\$500/hourly blended rate</i>		13,131			GEN
MISSION PRIMARY CARE CLINIC/Records for Court <i>Comp. Rate: \$20/pages 1-20 and \$1/pages 20-80 and \$0.50/page</i>		180			GEN
OFFICE OF THE CLERK NORTHEN DISTRICT OF <i>Comp. Rate: \$2.50/page</i>		13			GEN
O'NEAL AND O'NEAL, PLLC/Legal Services <i>Comp. Rate: \$90/hour</i>		7,074			GEN
PLANTERS BANK AND TRUST COMPANY/Records for Court <i>Comp. Rate: \$25/CD</i>		25			GEN
PRIORITYONE BANK/Records for Court <i>Comp. Rate: \$20/hour research fee</i>		60			GEN
QUINN HEALTHCARE PLLC/Records for Court <i>Comp. Rate: \$20/pages 1-20 and \$1/pages 20-100</i>		93			GEN
RENASANT BANK/Records for Court <i>Comp. Rate: \$30/hour research fee and \$50/hour electronic</i>		290			GEN
SHARECARE HEALTH DATA SRVCS LLC/Records for Court <i>Comp. Rate: \$20/pages 1-20 and \$1/pages 21-100 and</i>		60			GEN
SHARRON ALLEN & ASSOCS INC/Court Reporter <i>Comp. Rate: \$150 - \$551.50/attendance and transcript fees</i>		952			GEN
SHERRI PENNY/Court Reporter <i>Comp. Rate: \$4.25/page Original transcript</i>		51			GEN

**FEES, PROFESSIONAL AND OTHER SERVICES**

Attorney General (070-00)

Name of Agency

TYPE OF FEE AND NAME OF VENDOR	Retired w/ PERS	(1) Actual Expenses FY Ending June 30, 2023	(2) Estimated Expenses FY Ending June 30, 2024	(3) Requested Expenses FY Ending June 30, 2025	Fund Source
SHORTER PRODUCTIONS/Court Reporter <i>Comp. Rate: \$812 - \$1175/audio modulation deposition and</i>		2,588			GEN
SHULTS, ANTHONY MICHAEL/Legal expense reimbursement <i>Comp. Rate: \$187 research and filing fees</i>		187			GEN
STATE CHARTERED CREDIT UNIONS IN MS MUTUAL <i>Comp. Rate: \$25/hour research fee</i>		50			GEN
STEGALL NOTARY SERVICE, INC./Legal Services <i>Comp. Rate: \$150/notary kit</i>		905			GEN
SUNFLOWER CTY CIRCUIT CLERK/Records for Court <i>Comp. Rate: \$1/page</i>		53			GEN
TAMIKA T. BARTEE/Court Reporter <i>Comp. Rate: \$99 - \$347/copy of deposition</i>		1,336			GEN
TERI BARKER NORTON/Court Reporter <i>Comp. Rate: \$3.65/page original and \$4.85/page expedited</i>		699			GEN
TRUSTMARK NATL BANK-JACKSON ATTN: LGEAL <i>Comp. Rate: \$20/hour research fee and \$50/CD</i>		405			GEN
VICTORIA REEVES/Court Reporter <i>Comp. Rate: \$6/page</i>		222			GEN
WILLIAMS, JOHN CHADWICK/Legal expense reimbursement <i>Comp. Rate: \$20/filing fee</i>		20			GEN
WILSON-EPES PRINTING CO., INC./Records for Court <i>Comp. Rate: \$10.71 - \$27.74/printed bound request</i>		4,736	165,369	165,369	GEN
<b>Total 61670000 LEGAL AND RELATED SERVICES</b>		<b>72,327</b>	<b>165,369</b>	<b>165,369</b>	
<b>61680000 MEDICAL SERVICES</b>					
MISS BAPTIST MEDICAL CENTER INC/Wellness Program <i>Comp. Rate: \$12,960/annual fee</i>		12,960	12,960	12,960	GEN
NATIONAL MEDICAL SERVICES INC NMS LABS/Medical <i>Comp. Rate: \$368/hour medical analysis fee</i>		368	1,000	1,000	GEN
SCALES BIOLOGICAL LABORATORY/Medical Analysis <i>Comp. Rate: \$1100/medical analysis</i>		1,100	3,000	3,000	GEN
UNIVERSITY OF MISSISSIPPI MEDICAL CENTER/Medical <i>Comp. Rate: \$190/physical exam</i>		1,900	3,325	3,325	GEN
<b>Total 61680000 MEDICAL SERVICES</b>		<b>16,328</b>	<b>20,285</b>	<b>20,285</b>	
<b>61690000 FEES AND SERVICES - PROFESSIONAL FEES</b>					
COLDSPARK MEDIA, INC./Website design and maintenance <i>Comp. Rate: \$770/month</i>		9,240			GEN
DEBBEE KELLER HANCOCK LLC/Communications <i>Comp. Rate: \$7000/month</i>		42,365			GEN
DELTA MEAT MARKET, LLV/Media services for training <i>Comp. Rate: \$125/quoted rate for media services</i>		125			GEN
DIRECTV GROUP INC DIRECTV LLC/Satellite services <i>Comp. Rate: \$35.00 - \$37.00/month per subscriber</i>		2,159			GEN
EDWARD E BRIDGES MID SOUTH ENGRAVERS <i>Comp. Rate: \$12.00/per item</i>		72			GEN

**FEES, PROFESSIONAL AND OTHER SERVICES**

Attorney General (070-00)

Name of Agency

TYPE OF FEE AND NAME OF VENDOR	Retired w/ PERS	(1) Actual Expenses FY Ending June 30, 2023	(2) Estimated Expenses FY Ending June 30, 2024	(3) Requested Expenses FY Ending June 30, 2025	Fund Source
EXTREME OFFICE FURNITURE INSTALLATION/ <i>Comp. Rate: \$125/quoted rate for services</i>		250			GEN
FIREARMS BEYOND INTERNATIONAL/Expert witness <i>Comp. Rate: \$250/hourly rate for expert case review and report</i>		31,885			GEN
FLAKE DOROTHY IRENE/Victim Comp records review <i>Comp. Rate: \$40.00/hour</i>		19,280			GEN
GAINVOLUME, LLC RED ELEPHANT/Media services for <i>Comp. Rate: \$7104/quoted rate for media services</i>		7,104			GEN
GIL FORD PHOTOGRAPHY INC./Photography services <i>Comp. Rate: \$128/sitting fee and digital image</i>		552			GEN
HEDERMAN BROTHERS/Printing services <i>Comp. Rate: \$0.04/\$0.09/\$2.41 per quoted rate</i>		23,790			GEN FED
HORNE LLP/Consulting services <i>Comp. Rate: \$47500/quoted project cost</i>		47,500			GEN
IP CASINO RESORT & SPA ACCOUNTS RECEIVABLE/Setup <i>Comp. Rate: \$25.00/\$50.00/\$75.00 per set-up</i>		250			GEN
IRON MOUNTAIN INC/Shredding services <i>Comp. Rate: \$18.95/bin</i>		2,859			GEN
J & J SPECIALTY ADVERTISING CO J L & JOAN W <i>Comp. Rate: \$45/\$50/\$148 set-up fees</i>		243			GEN FED
JACKSON COMMUNICATIONS INC/Remove/install vehicle <i>Comp. Rate: \$390.00/\$800.00/\$1040 per removal or installation</i>		9,170			GEN FED
MAGCOR INDUSTRIES/Printing services <i>Comp. Rate: \$0.08/\$0.12/\$0.21/\$0.46 per envelope</i>		4,931			GEN
MAGNOLIA DATA SOLUTIONS LLC/Shredding services <i>Comp. Rate: \$3.95/hard drive</i>		3,128			GEN
MS ART & DESIGN CONSULTANTS/Installation services <i>Comp. Rate: \$250.00/hour</i>		625			GEN
NATIONAL MEDICAL SERVICES INC NMS LABS/Consulting <i>Comp. Rate: \$84/certified report</i>		84			GEN
OXFORD CONFERENCE CENTER/Media services for training <i>Comp. Rate: \$555/quoted rate for media services</i>		555			GEN
REVERE CONSULTIN LLC/Graphic design services <i>Comp. Rate: \$150 - \$1000/quoted rates</i>		4,050			GEN
ROGNESS COMMUNICATIONS LLC/Grant writing <i>Comp. Rate: \$3000.00/month</i>		6,000			GEN
SANDRA K. MORRISION/Human Trafficking application review <i>Comp. Rate: \$1000/quoted rate</i>		1,000			OTH
SHUANA FLETCHER/Human Trafficking application review <i>Comp. Rate: \$1000/quoted rate</i>		1,000			OTH
SMITHS BODY SHOP LLC/Vehicle repair <i>Comp. Rate: \$56/hour labor</i>		190			GEN
SULLIVAN CONSULTING GROUP, INC./Consulting services <i>Comp. Rate: \$395/hour</i>		23,163			GEN
TALYA STRAUGHTER/Victim Comp records review <i>Comp. Rate: \$40.00/hour</i>		19,050			GEN



**FEES, PROFESSIONAL AND OTHER SERVICES**

Attorney General (070-00)

Name of Agency

TYPE OF FEE AND NAME OF VENDOR	Retired w/ PERS	(1) Actual Expenses FY Ending June 30, 2023	(2) Estimated Expenses FY Ending June 30, 2024	(3) Requested Expenses FY Ending June 30, 2025	Fund Source
TEMPSTAFF, INC/Temporary staffing <i>Comp. Rate: \$19.50/hour quoted rate</i>		2,543			GEN
THE SOUTHERN CONNECTION POLICE SUPP/Install vehicle <i>Comp. Rate: \$100/hour</i>		1,800			GEN
TRUSTMARK NATIONAL BANK/Cashier checks <i>Comp. Rate: \$2,275.00/each</i>		6,825			GEN
TVEYES INC/Media monitoring service <i>Comp. Rate: \$2400/annual</i>		2,400			GEN
ZERO ABUSE PROJECT/Training fee <i>Comp. Rate: \$1500/quoted rate and expenses</i>		1,639	376,094	376,094	GEN
<b>Total 61690000 FEES AND SERVICES - PROFESSIONAL FEES</b>		<b>275,827</b>	<b>376,094</b>	<b>376,094</b>	
<b>61695000 FEES AND SERVICES - EXPENSE REIMBURSEMENT 1099</b>					
CHAWLA POINTE LLC LYRIC HOTEL/Hotel for Youth Court <i>Comp. Rate: \$119/nightly room rate</i>		1,190			GEN
COTTON ROW HOSPITALITY, LLC COTTON HOUSE/Hotel <i>Comp. Rate: \$98/nightly room rate</i>		3,626			GEN
G2 INVESTMENTS, LLC TOWNEPLACE SUITES BY <i>Comp. Rate: \$139/nightly room rate</i>		1,390			GEN
GANESH INVESTMENTS LLC DBA: HAMPTON INN <i>Comp. Rate: \$139/nightly room rate</i>		5,143			GEN
GULFSIDE CASINO PARTNERSHIP DBA ISLAND VIEW <i>Comp. Rate: \$129/nightly room rate</i>		3,999			GEN
MCCLURE STREET LODDING, LLC. HOLIDAY INN EXPRESS <i>Comp. Rate: \$98/nightly room rate</i>		196			GEN
SHERATON FLOWOOD THE REFUGE HOTEL/Hotel for public <i>Comp. Rate: \$149/nightly room rate</i>		1,192			GEN
<b>Total 61695000 FEES AND SERVICES - EXPENSE REIMBURSEMENT 1099</b>		<b>16,736</b>			
<b>61696000 FEES AND SERVICES - EXPENSE REIMBURSEMENT NO 1099</b>					
ADAMS BART M/Prosecutor Training Travel <i>Comp. Rate: State Travel Rate</i>		979			GEN
ADAMS MAXWELL H/Prosecutor Training Travel <i>Comp. Rate: State Travel Rate</i>		504			GEN
ADAMS WILLIAM BRENDON/Prosecutor Training Travel <i>Comp. Rate: State Travel Rate</i>		881			GEN
AGHO ESEOSA G/Prosecutor Training Travel <i>Comp. Rate: State Travel Rate</i>		928			GEN
ALEXANDER STANLEY/Prosecutor Training Travel <i>Comp. Rate: State Travel Rate</i>		2,290			GEN
ALLEN ASHLEY RIDDLE/Prosecutor Training Travel <i>Comp. Rate: State Travel Rate</i>		1,251			GEN
AMIS RHONDA/Prosecutor Training Travel <i>Comp. Rate: State Travel Rate</i>		920			GEN

**FEES, PROFESSIONAL AND OTHER SERVICES**

Attorney General (070-00)

Name of Agency

TYPE OF FEE AND NAME OF VENDOR	Retired w/ PERS	(1) Actual Expenses FY Ending June 30, 2023	(2) Estimated Expenses FY Ending June 30, 2024	(3) Requested Expenses FY Ending June 30, 2025	Fund Source
AMOS MARC D/Prosecutor Training Travel					
<i>Comp. Rate: State Travel Rate</i>		671			GEN
ANDERSON CHRISTA JANE/Prosecutor Training Travel					
<i>Comp. Rate: State Travel Rate</i>		387			GEN
ANDERSON COLLEEN/Prosecutor Training Travel					
<i>Comp. Rate: State Travel Rate</i>		579			GEN
ANDERSON OLEN LLOYD/Prosecutor Training Travel					
<i>Comp. Rate: State Travel Rate</i>		1,403			GEN
ANN WADE PHOTOGRAPHY/Expense reimbursement					
<i>Comp. Rate: \$75.00 stated rate</i>		75			GEN
AUSTIN DAVID J/Prosecutor Training Travel					
<i>Comp. Rate: State Travel Rate</i>		960			GEN
BAKER LARRY GUS/Prosecutor Training Travel					
<i>Comp. Rate: State Travel Rate</i>		405			GEN
BANKS JAMIE M/Prosecutor Training Travel					
<i>Comp. Rate: State Travel Rate</i>		488			GEN
BANKS ROBERT/Prosecutor Training Travel					
<i>Comp. Rate: State Travel Rate</i>		377			GEN
BARTON GAIL/Prosecutor Training Travel					
<i>Comp. Rate: State Travel Rate</i>		264			GEN
BATES DEWITT T JR/Prosecutor Training Travel					
<i>Comp. Rate: State Travel Rate</i>		1,459			GEN
BEASLEY PATRICK E/Prosecutor Training Travel					
<i>Comp. Rate: State Travel Rate</i>		855			GEN
BERRY LEIGH K/Prosecutor Training Travel					
<i>Comp. Rate: State Travel Rate</i>		403			GEN
BEVILL STACI/Prosecutor Training Travel					
<i>Comp. Rate: State Travel Rate</i>		270			GEN
BIERMAN LESLIE/Prosecutor Training Travel					
<i>Comp. Rate: State Travel Rate</i>		1,536			GEN
BITTICK PAMELA J/Prosecutor Training Travel					
<i>Comp. Rate: State Travel Rate</i>		558			GEN
BLALOCK CANDACE COOPER/Prosecutor Training Travel					
<i>Comp. Rate: State Travel Rate</i>		1,452			GEN
BLANCHARD PHILLIP MATTHEW II/Prosecutor Training Travel					
<i>Comp. Rate: State Travel Rate</i>		1,443			GEN
BLUNTSOON BARBARA A/Prosecutor Training Travel					
<i>Comp. Rate: State Travel Rate</i>		479			GEN
BRAMLETT JOHN K JR/Prosecutor Training Travel					
<i>Comp. Rate: State Travel Rate</i>		1,048			GEN
BRAWNER DENISE/Prosecutor Training Travel					
<i>Comp. Rate: State Travel Rate</i>		950			GEN
BRELAND MICHAEL W/Prosecutor Training Travel					
<i>Comp. Rate: State Travel Rate</i>		472			GEN
BRINKLEY LAUREL/Prosecutor Training Travel					
<i>Comp. Rate: State Travel Rate</i>		1,251			GEN

**FEES, PROFESSIONAL AND OTHER SERVICES**

Attorney General (070-00)

Name of Agency

TYPE OF FEE AND NAME OF VENDOR	Retired w/ PERS	(1) Actual Expenses FY Ending June 30, 2023	(2) Estimated Expenses FY Ending June 30, 2024	(3) Requested Expenses FY Ending June 30, 2025	Fund Source
BROOME PAULA/Prosecutor Training Travel					
<i>Comp. Rate: State Travel Rate</i>		566			GEN
BROWN BRANDI L/Prosecutor Training Travel					
<i>Comp. Rate: State Travel Rate</i>		1,551			GEN
BROWN BRITTANY W/Prosecutor Training Travel					
<i>Comp. Rate: State Travel Rate</i>		588			GEN
BROWN CHARLES BRUCE/Prosecutor Training Travel					
<i>Comp. Rate: State Travel Rate</i>		672			GEN
BROWN MARKEDA MARIE/Prosecutor Training Travel					
<i>Comp. Rate: State Travel Rate</i>		894			GEN
BROWN ROBIN/Prosecutor Training Travel					
<i>Comp. Rate: State Travel Rate</i>		1,063			GEN
BROWNELL CINDY/Prosecutor Training Travel					
<i>Comp. Rate: State Travel Rate</i>		547			GEN
BUCKLEY BRYAN P./Expense reimbursement					
<i>Comp. Rate: State Travel Rate</i>		1,463			GEN
BUCKLEY BRYAN P./Prosecutor Training Travel					
<i>Comp. Rate: State Travel Rate</i>		674			GEN
BUFFINGTON JOHN ALAN/Prosecutor Training Travel					
<i>Comp. Rate: State Travel Rate</i>		1,046			GEN
BUSBY MATTHEW D/Prosecutor Training Travel					
<i>Comp. Rate: State Travel Rate</i>		611			GEN
CAMP JAMES W/Prosecutor Training Travel					
<i>Comp. Rate: State Travel Rate</i>		135			GEN
CARL TANYA N/Prosecutor Training Travel					
<i>Comp. Rate: State Travel Rate</i>		479			GEN
CARTER ALBERT L/Prosecutor Training Travel					
<i>Comp. Rate: State Travel Rate</i>		1,261			GEN
CARTER EARL LIN JR/Prosecutor Training Travel					
<i>Comp. Rate: State Travel Rate</i>		847			GEN
CLAYTON TATE W/Expense reimbursement					
<i>Comp. Rate: \$20.00 stated rate</i>		20			GEN
CLIFFORD CARROL L/Prosecutor Training Travel					
<i>Comp. Rate: State Travel Rate</i>		720			GEN
COLEMAN LOUIS F/Prosecutor Training Travel					
<i>Comp. Rate: State Travel Rate</i>		1,563			GEN
COLLINS GUYTON J/Expense reimbursement					
<i>Comp. Rate: State Travel Rate</i>		417			FED
COLLINS SHAMECA S/Prosecutor Training Travel					
<i>Comp. Rate: State Travel Rate</i>		1,654			GEN
COLOM SCOTT W/Prosecutor Training Travel					
<i>Comp. Rate: State Travel Rate</i>		677			GEN
COOK JESSICA/Prosecutor Training Travel					
<i>Comp. Rate: State Travel Rate</i>		531			GEN
COPELAND WENDY H/Prosecutor Training Travel					
<i>Comp. Rate: State Travel Rate</i>		249			GEN

**FEES, PROFESSIONAL AND OTHER SERVICES**

Attorney General (070-00)

Name of Agency

TYPE OF FEE AND NAME OF VENDOR	Retired w/ PERS	(1) Actual Expenses FY Ending June 30, 2023	(2) Estimated Expenses FY Ending June 30, 2024	(3) Requested Expenses FY Ending June 30, 2025	Fund Source
CRANFORD COREY C/Prosecutor Training Travel <i>Comp. Rate: State Travel Rate</i>		334			GEN
CRAWFORD DAVID S/Prosecutor Training Travel <i>Comp. Rate: State Travel Rate</i>		1,492			GEN
CRAWFORD TAMIKA R/Prosecutor Training Travel <i>Comp. Rate: State Travel Rate</i>		158			GEN
DANIEL DAVID C/Prosecutor Training Travel <i>Comp. Rate: State Travel Rate</i>		83			GEN
DANIELS DAVID L/Prosecutor Training Travel <i>Comp. Rate: State Travel Rate</i>		1,388			GEN
DANIELS FRANCHELLE GRACE/Prosecutor Training Travel <i>Comp. Rate: State Travel Rate</i>		1,196			GEN
DASE TARSHA M/Prosecutor Training Travel <i>Comp. Rate: State Travel Rate</i>		594			GEN
DAVIDSON PAMMIE P/Prosecutor Training Travel <i>Comp. Rate: State Travel Rate</i>		818			GEN
DAVIDSON-BROOKS PAYTREEN K/Prosecutor Training Travel <i>Comp. Rate: State Travel Rate</i>		696			GEN
DAVIS JASMINE N/Prosecutor Training Travel <i>Comp. Rate: State Travel Rate</i>		1,188			GEN
DENHAM REBECCA P/Prosecutor Training Travel <i>Comp. Rate: State Travel Rate</i>		397			GEN
DICKINSON MICHAEL/Prosecutor Training Travel <i>Comp. Rate: State Travel Rate</i>		404			GEN
DOLLE JENNIFER/Prosecutor Training Travel <i>Comp. Rate: State Travel Rate</i>		265			GEN
DURR CHELI/Prosecutor Training Travel <i>Comp. Rate: State Travel Rate</i>		331			GEN
DYKES MICHAEL G/Prosecutor Training Travel <i>Comp. Rate: State Travel Rate</i>		945			GEN
EASTERLING CHANCELLOR S/Expense reimbursement <i>Comp. Rate: \$20.00 stated rate</i>		20			GEN
EDWARDS CHARLES C/Prosecutor Training Travel <i>Comp. Rate: State Travel Rate</i>		273			GEN
ENOCHS EVAN/Prosecutor Training Travel <i>Comp. Rate: State Travel Rate</i>		556			GEN
EVANS CHARLES DOUG/Prosecutor Training Travel <i>Comp. Rate: State Travel Rate</i>		520			GEN
EVANS CHRISTOPHER/Prosecutor Training Travel <i>Comp. Rate: State Travel Rate</i>		454			GEN
EVANS DANA H/Prosecutor Training Travel <i>Comp. Rate: State Travel Rate</i>		1,200			GEN
FAIR TAMICKO R/Prosecutor Training Travel <i>Comp. Rate: State Travel Rate</i>		1,035			GEN
FLEMING FELESHA N/Prosecutor Training Travel <i>Comp. Rate: State Travel Rate</i>		670			GEN

**FEES, PROFESSIONAL AND OTHER SERVICES**

Attorney General (070-00)

Name of Agency

TYPE OF FEE AND NAME OF VENDOR	Retired w/ PERS	(1) Actual Expenses FY Ending June 30, 2023	(2) Estimated Expenses FY Ending June 30, 2024	(3) Requested Expenses FY Ending June 30, 2025	Fund Source
FLINT ALISON LESLIE/Prosecutor Training Travel					
<i>Comp. Rate: State Travel Rate</i>		1,217			GEN
FORD-JONES CAROLYN D/Prosecutor Training Travel					
<i>Comp. Rate: State Travel Rate</i>		592			GEN
FRENCH MEGAN/Prosecutor Training Travel					
<i>Comp. Rate: State Travel Rate</i>		667			GEN
FRYE M AUSTIN/Prosecutor Training Travel					
<i>Comp. Rate: State Travel Rate</i>		1,178			GEN
GARGIULO KATHERINE/Prosecutor Training Travel					
<i>Comp. Rate: State Travel Rate</i>		342			GEN
GAULT PAUL C/Prosecutor Training Travel					
<i>Comp. Rate: State Travel Rate</i>		1,330			GEN
GAYTEN CHANDRA CALHOUN/Prosecutor Training Travel					
<i>Comp. Rate: State Travel Rate</i>		969			GEN
GEDDIE ROWLAND H JR/Prosecutor Training Travel					
<i>Comp. Rate: State Travel Rate</i>		901			GEN
GERBER COREY M/Prosecutor Training Travel					
<i>Comp. Rate: State Travel Rate</i>		937			GEN
GILBERT BEN L JR/Prosecutor Training Travel					
<i>Comp. Rate: State Travel Rate</i>		529			GEN
GOODMAN SAMUEL/Prosecutor Training Travel					
<i>Comp. Rate: State Travel Rate</i>		347			GEN
GORDON MARVELL M/Prosecutor Training Travel					
<i>Comp. Rate: State Travel Rate</i>		582			GEN
GRAVES CHARLES B JR/Prosecutor Training Travel					
<i>Comp. Rate: State Travel Rate</i>		197			GEN
GRAVES JEFFERY M/Prosecutor Training Travel					
<i>Comp. Rate: State Travel Rate</i>		913			GEN
GRAY TAIJA A/Prosecutor Training Travel					
<i>Comp. Rate: State Travel Rate</i>		683			GEN
GREENE MELENIE/Prosecutor Training Travel					
<i>Comp. Rate: State Travel Rate</i>		585			GEN
GRIFFIN JOSEPH/Prosecutor Training Travel					
<i>Comp. Rate: State Travel Rate</i>		385			GEN
HAHN LAWRENCE E/Prosecutor Training Travel					
<i>Comp. Rate: State Travel Rate</i>		1,067			GEN
HANSBRO JR MICHAEL W/Expense reimbursement					
<i>Comp. Rate: State Travel Rate</i>		897			FED
HARLESS LAUREN J/Prosecutor Training Travel					
<i>Comp. Rate: State Travel Rate</i>		1,520			GEN
HARLIN KIMBERLY/Prosecutor Training Travel					
<i>Comp. Rate: State Travel Rate</i>		1,308			GEN
HARRELL SEBASTIAN L/Expense reimbursement					
<i>Comp. Rate: \$20.00 stated rate</i>		20			GEN FED
HARRIS ARTHUR R/Prosecutor Training Travel					
<i>Comp. Rate: State Travel Rate</i>		796			GEN

**FEES, PROFESSIONAL AND OTHER SERVICES**

Attorney General (070-00)

Name of Agency

TYPE OF FEE AND NAME OF VENDOR	Retired w/ PERS	(1) Actual Expenses FY Ending June 30, 2023	(2) Estimated Expenses FY Ending June 30, 2024	(3) Requested Expenses FY Ending June 30, 2025	Fund Source
HARRIS ASHLEY N/Prosecutor Training Travel					
<i>Comp. Rate: State Travel Rate</i>		136			GEN
HARRIS RANDI LEIGH/Prosecutor Training Travel					
<i>Comp. Rate: State Travel Rate</i>		324			GEN
HAYES ROBERT E JR/Prosecutor Training Travel					
<i>Comp. Rate: State Travel Rate</i>		1,298			GEN
HAYMER ERICA S/Prosecutor Training Travel					
<i>Comp. Rate: State Travel Rate</i>		1,424			GEN
HEMLEBEN JOSEPH S/Prosecutor Training Travel					
<i>Comp. Rate: State Travel Rate</i>		353			GEN
HENDERSON HANNAH E/Expense reimbursement					
<i>Comp. Rate: \$20.00 stated rate</i>		20			GEN
HENNIS CHRISTOPHER D/Prosecutor Training Travel					
<i>Comp. Rate: State Travel Rate</i>		285			GEN
HENRY LISA COCHRAN/Prosecutor Training Travel					
<i>Comp. Rate: State Travel Rate</i>		221			GEN
HERR LINDSEY U/Prosecutor Training Travel					
<i>Comp. Rate: State Travel Rate</i>		589			GEN
HERRON TINA/Prosecutor Training Travel					
<i>Comp. Rate: State Travel Rate</i>		1,578			GEN
HERZOG JOHN L JR/Prosecutor Training Travel					
<i>Comp. Rate: State Travel Rate</i>		1,148			GEN
HOLCOMB CHRISTINA/Prosecutor Training Travel					
<i>Comp. Rate: State Travel Rate</i>		1,191			GEN
HOLDER KRISTEN A/Expense reimbursement					
<i>Comp. Rate: \$20.00 stated rate</i>		20			GEN
HOLLAND JAMES E/Prosecutor Training Travel					
<i>Comp. Rate: State Travel Rate</i>		904			GEN
HOLLINS ANDREKIA/Prosecutor Training Travel					
<i>Comp. Rate: State Travel Rate</i>		1,120			GEN
HOPKINS LINDSEY M/Prosecutor Training Travel					
<i>Comp. Rate: State Travel Rate</i>		1,225			GEN
HOPPER WILLIAM A/Prosecutor Training Travel					
<i>Comp. Rate: State Travel Rate</i>		140			GEN
HOWARD LEE J/Prosecutor Training Travel					
<i>Comp. Rate: State Travel Rate</i>		464			GEN
HUDSON COLLEN/Prosecutor Training Travel					
<i>Comp. Rate: State Travel Rate</i>		1,277			GEN
HUDSON TAMMIE D/Prosecutor Training Travel					
<i>Comp. Rate: State Travel Rate</i>		842			GEN
HUDSON TIMOTHY C/Prosecutor Training Travel					
<i>Comp. Rate: State Travel Rate</i>		546			GEN
HURST TAMARA E/Prosecutor Training Travel					
<i>Comp. Rate: State Travel Rate</i>		332			GEN
HUTCHINS REBECCA/Prosecutor Training Travel					
<i>Comp. Rate: State Travel Rate</i>		247			GEN

**FEES, PROFESSIONAL AND OTHER SERVICES**

Attorney General (070-00)

Name of Agency

TYPE OF FEE AND NAME OF VENDOR	Retired w/ PERS	(1) Actual Expenses FY Ending June 30, 2023	(2) Estimated Expenses FY Ending June 30, 2024	(3) Requested Expenses FY Ending June 30, 2025	Fund Source
HUTTO BRAD M/Prosecutor Training Travel <i>Comp. Rate: State Travel Rate</i>		971			GEN
IP CASINO RESORT & SPA/Lodging for Prosecutor Training <i>Comp. Rate: State Travel Rate</i>		11,956			GEN
JACKSON JEWELERS/Expense reimbursement <i>Comp. Rate: \$40.00 stated rate</i>		40			GEN FED
JACKSON MORGAN K/Prosecutor Training Travel <i>Comp. Rate: State Travel Rate</i>		896			GEN
JEFFERSON JAMES A/Prosecutor Training Travel <i>Comp. Rate: State Travel Rate</i>		597			GEN
JIMISON GWENDOLYN D/Prosecutor Training Travel <i>Comp. Rate: State Travel Rate</i>		303			GEN
JONES LINDSAY KLIMER/Prosecutor Training Travel <i>Comp. Rate: State Travel Rate</i>		1,251			GEN
JONES SHANNON R/Prosecutor Training Travel <i>Comp. Rate: State Travel Rate</i>		2,300			GEN
JONES STEPHANIE/Prosecutor Training Travel <i>Comp. Rate: State Travel Rate</i>		1,243			GEN
JONES TIMOTHY O/Prosecutor Training Travel <i>Comp. Rate: State Travel Rate</i>		314			GEN
JORDAN ROSALIND H/Prosecutor Training Travel <i>Comp. Rate: State Travel Rate</i>		637			GEN
JORDAN RUSSELL/Prosecutor Training Travel <i>Comp. Rate: State Travel Rate</i>		803			GEN
JOSEF JASON M/Prosecutor Training Travel <i>Comp. Rate: State Travel Rate</i>		514			GEN
JUBERA STEVEN PATRICK/Prosecutor Training Travel <i>Comp. Rate: State Travel Rate</i>		936			GEN
JUDGE RIA/Prosecutor Training Travel <i>Comp. Rate: State Travel Rate</i>		669			GEN
KEELER BRIANA/Prosecutor Training Travel <i>Comp. Rate: State Travel Rate</i>		1,203			GEN
KELLER CAMMI L/Prosecutor Training Travel <i>Comp. Rate: State Travel Rate</i>		645			GEN
KELLY SHEILA/Prosecutor Training Travel <i>Comp. Rate: State Travel Rate</i>		620			GEN
KIHM CHARLES WALTER/Expense reimbursement <i>Comp. Rate: \$20.00 stated rate</i>		20			GEN
KILGORE STEVEN S/Prosecutor Training Travel <i>Comp. Rate: State Travel Rate</i>		1,249			GEN
KINGS YEMI L/Prosecutor Training Travel <i>Comp. Rate: State Travel Rate</i>		730			GEN
KITTRELL HALDON J/Prosecutor Training Travel <i>Comp. Rate: State Travel Rate</i>		925			GEN
KWASINSKI LISA/Prosecutor Training Travel <i>Comp. Rate: State Travel Rate</i>		149			GEN

**FEES, PROFESSIONAL AND OTHER SERVICES**

Attorney General (070-00)

Name of Agency

TYPE OF FEE AND NAME OF VENDOR	Retired w/ PERS	(1) Actual Expenses FY Ending June 30, 2023	(2) Estimated Expenses FY Ending June 30, 2024	(3) Requested Expenses FY Ending June 30, 2025	Fund Source
LANE JAMES L/Prosecutor Training Travel <i>Comp. Rate: State Travel Rate</i>		360			GEN
LANGFORD AMANDA STURNIOLO/Prosecutor Training Travel <i>Comp. Rate: State Travel Rate</i>		191			GEN
LAWRENCE ANTHONY N III/Prosecutor Training Travel <i>Comp. Rate: State Travel Rate</i>		389			GEN
LEMON MARY JANE/Prosecutor Training Travel <i>Comp. Rate: State Travel Rate</i>		851			GEN
LEWIS REGINALD R JR/Prosecutor Training Travel <i>Comp. Rate: State Travel Rate</i>		1,229			GEN
LINZEY DAVID F/Prosecutor Training Travel <i>Comp. Rate: State Travel Rate</i>		966			GEN
LITTLEPAGE DAVID C/Expense reimbursement <i>Comp. Rate: \$20.00 stated rate</i>		20			GEN
LOCKRIDGE CHRISTOPHER D/Prosecutor Training Travel <i>Comp. Rate: State Travel Rate</i>		1,963			GEN
LYRIC HOTEL WEST END ASCEND HOTEL/Lodging for <i>Comp. Rate: \$119/night</i>		119			GEN
MACK GRETA DENISE/Prosecutor Training Travel <i>Comp. Rate: State Travel Rate</i>		1,100			GEN
MAGEE JASMINE D/Prosecutor Training Travel <i>Comp. Rate: State Travel Rate</i>		349			GEN
MALONE AKILLIE/Prosecutor Training Travel <i>Comp. Rate: State Travel Rate</i>		837			GEN
MARTIN KATHRYN SCHNELLER/Prosecutor Training Travel <i>Comp. Rate: State Travel Rate</i>		906			GEN
MARTIN KRISTEN E/Prosecutor Training Travel <i>Comp. Rate: State Travel Rate</i>		497			GEN
MATTHEWS III THOMAS M/Prosecutor Training Travel <i>Comp. Rate: State Travel Rate</i>		469			GEN
MAY GEORGE K/Prosecutor Training Travel <i>Comp. Rate: State Travel Rate</i>		806			GEN
MAYES JOEY W/Prosecutor Training Travel <i>Comp. Rate: State Travel Rate</i>		1,359			GEN
MCALPIN CHRISTOPHER TODD/Prosecutor Training Travel <i>Comp. Rate: State Travel Rate</i>		1,585			GEN
MCCARTY DAVID N/Prosecutor Training Travel <i>Comp. Rate: State Travel Rate</i>		303			GEN
MCCOU KAYLON ALEXANDER/Prosecutor Training Travel <i>Comp. Rate: State Travel Rate</i>		546			GEN
MCILWAIN ERIC S/Prosecutor Training Travel <i>Comp. Rate: State Travel Rate</i>		578			GEN
MCLELLAND MARCUS A/Prosecutor Training Travel <i>Comp. Rate: State Travel Rate</i>		651			GEN
MILLER DOUG E/Prosecutor Training Travel <i>Comp. Rate: State Travel Rate</i>		600			GEN



**FEES, PROFESSIONAL AND OTHER SERVICES**

Attorney General (070-00)

Name of Agency

TYPE OF FEE AND NAME OF VENDOR	Retired w/ PERS	(1) Actual Expenses FY Ending June 30, 2023	(2) Estimated Expenses FY Ending June 30, 2024	(3) Requested Expenses FY Ending June 30, 2025	Fund Source
MITCHELL BRENDA F/Prosecutor Training Travel <i>Comp. Rate: State Travel Rate</i>		399			GEN
MOORE ADRIENNE/Prosecutor Training Travel <i>Comp. Rate: State Travel Rate</i>		1,867			GEN
MOORE CAROLINE/Prosecutor Training Travel <i>Comp. Rate: State Travel Rate</i>		709			GEN
MOORE JAMES LARRY/Prosecutor Training Travel <i>Comp. Rate: State Travel Rate</i>		464			GEN
MOORE KARSUNN E/Prosecutor Training Travel <i>Comp. Rate: State Travel Rate</i>		1,559			GEN
MORGAN BRIDGETTE/Prosecutor Training Travel <i>Comp. Rate: State Travel Rate</i>		603			GEN
MORGAN JENNIFER/Prosecutor Training Travel <i>Comp. Rate: State Travel Rate</i>		197			GEN
MORRIS ROBERT R III/Prosecutor Training Travel <i>Comp. Rate: State Travel Rate</i>		347			GEN
MOULDS KATIE N/Prosecutor Training Travel <i>Comp. Rate: State Travel Rate</i>		1,214			GEN
MUELLER THAD J/Prosecutor Training Travel <i>Comp. Rate: State Travel Rate</i>		1,590			GEN
MUMFORD GERALD A/Prosecutor Training Travel <i>Comp. Rate: State Travel Rate</i>		234			GEN
MYERS GRANT P/Prosecutor Training Travel <i>Comp. Rate: State Travel Rate</i>		592			GEN
MYERS JONNI D/Prosecutor Training Travel <i>Comp. Rate: State Travel Rate</i>		634			GEN
NATCHEZ GRAND HOTEL AND SUITES/Lodging for <i>Comp. Rate: State Travel Rate</i>		7,308			GEN
NECAISE JEREMY L/Prosecutor Training Travel <i>Comp. Rate: State Travel Rate</i>		340			GEN
NEILSON PHILIP/Prosecutor Training Travel <i>Comp. Rate: State Travel Rate</i>		1,127			GEN
NEWLIN MICHAEL W/Prosecutor Training Travel <i>Comp. Rate: State Travel Rate</i>		778			GEN
NEWMAN KATHRYN/Prosecutor Training Travel <i>Comp. Rate: State Travel Rate</i>		1,090			GEN
NOWELL LISA C/Prosecutor Training Travel <i>Comp. Rate: State Travel Rate</i>		638			GEN
NULL KEVIN/Prosecutor Training Travel <i>Comp. Rate: State Travel Rate</i>		204			GEN
OLIVER AKILLIE MALONE/Prosecutor Training Travel <i>Comp. Rate: State Travel Rate</i>		768			GEN
OVERTON JUAN E/Prosecutor Training Travel <i>Comp. Rate: State Travel Rate</i>		1,245			GEN
OWENS ELIZABETH/Prosecutor Training Travel <i>Comp. Rate: State Travel Rate</i>		1,004			GEN

**FEES, PROFESSIONAL AND OTHER SERVICES**

Attorney General (070-00)

Name of Agency

TYPE OF FEE AND NAME OF VENDOR	Retired w/ PERS	(1) Actual Expenses FY Ending June 30, 2023	(2) Estimated Expenses FY Ending June 30, 2024	(3) Requested Expenses FY Ending June 30, 2025	Fund Source
OWENS LESLIE SHUMOCK/Prosecutor Training Travel					
<i>Comp. Rate: State Travel Rate</i>		504			GEN
PARKER WILLIAM C/Prosecutor Training Travel					
<i>Comp. Rate: State Travel Rate</i>		1,031			GEN
PATTEN MICHAEL E/Prosecutor Training Travel					
<i>Comp. Rate: State Travel Rate</i>		1,884			GEN
PAYNE BOB/Prosecutor Training Travel					
<i>Comp. Rate: State Travel Rate</i>		618			GEN
PAYNE RHODA/Prosecutor Training Travel					
<i>Comp. Rate: State Travel Rate</i>		20			GEN
PEARL RIVER RESORT/Lodging for Prosecutor Training					
<i>Comp. Rate: State Travel Rate</i>		1,584			GEN
PERKINS TAKIYAH H/Prosecutor Training Travel					
<i>Comp. Rate: State Travel Rate</i>		803			GEN
PHILLIPS LORALEIGH C/Prosecutor Training Travel					
<i>Comp. Rate: State Travel Rate</i>		334			GEN
PORTER NEBRA E/Prosecutor Training Travel					
<i>Comp. Rate: State Travel Rate</i>		1,854			GEN
POSEY CHRISTOPHER M/Prosecutor Training Travel					
<i>Comp. Rate: State Travel Rate</i>		634			GEN
PURDUM CHRISTOPHER R/Prosecutor Training Travel					
<i>Comp. Rate: State Travel Rate</i>		2,190			GEN
PURNELL MARCUS L/Prosecutor Training Travel					
<i>Comp. Rate: State Travel Rate</i>		1,042			GEN
RANKIN RAQUEL/Prosecutor Training Travel					
<i>Comp. Rate: State Travel Rate</i>		600			GEN
READY JOHN DAMOND/Prosecutor Training Travel					
<i>Comp. Rate: State Travel Rate</i>		1,043			GEN
REED LANE B/Prosecutor Training Travel					
<i>Comp. Rate: State Travel Rate</i>		1,832			GEN
RHODES PAUL/Prosecutor Training Travel					
<i>Comp. Rate: State Travel Rate</i>		923			GEN
ROBBINS KYLE DAVID/Prosecutor Training Travel					
<i>Comp. Rate: State Travel Rate</i>		3,081			GEN
ROBERTSON LAUREN/Prosecutor Training Travel					
<i>Comp. Rate: State Travel Rate</i>		474			GEN
ROBINSON AMY O/Prosecutor Training Travel					
<i>Comp. Rate: State Travel Rate</i>		33			GEN
ROGERS TINA/Prosecutor Training Travel					
<i>Comp. Rate: State Travel Rate</i>		555			GEN
ROUNDTREE JESSICA/Prosecutor Training Travel					
<i>Comp. Rate: State Travel Rate</i>		1,526			GEN
RUSH BENJAMIN JR/Prosecutor Training Travel					
<i>Comp. Rate: State Travel Rate</i>		902			GEN
SARTIN BRENDAN/Prosecutor Training Travel					
<i>Comp. Rate: State Travel Rate</i>		467			GEN

**FEES, PROFESSIONAL AND OTHER SERVICES**

Attorney General (070-00)

Name of Agency

TYPE OF FEE AND NAME OF VENDOR	Retired w/ PERS	(1) Actual Expenses FY Ending June 30, 2023	(2) Estimated Expenses FY Ending June 30, 2024	(3) Requested Expenses FY Ending June 30, 2025	Fund Source
SATCHER CHRISTOPHER ALAN/Prosecutor Training Travel					
<i>Comp. Rate: State Travel Rate</i>		1,319			GEN
SCHONEWITZ AMANDA/Expense reimbursement					
<i>Comp. Rate: State Travel Rate</i>		828			FED
SCHULTZE ROBERT D/Prosecutor Training Travel					
<i>Comp. Rate: State Travel Rate</i>		947			GEN
SCIONEUX MASON T/Expense reimbursement					
<i>Comp. Rate: \$20.00 stated rate</i>		20			GEN
SCOTT TINA/Prosecutor Training Travel					
<i>Comp. Rate: State Travel Rate</i>		1,026			GEN
SHACKELFORD JENNIFER LEE/Prosecutor Training Travel					
<i>Comp. Rate: State Travel Rate</i>		1,488			GEN
SHAW TUWANA/Prosecutor Training Travel					
<i>Comp. Rate: State Travel Rate</i>		561			GEN
SHELTON BOMAN/Expense reimbursement					
<i>Comp. Rate: State Travel Rate</i>		893			FED
SHERMAN JAMES N JR/Prosecutor Training Travel					
<i>Comp. Rate: State Travel Rate</i>		866			GEN
SHERMAN JOHN M/Prosecutor Training Travel					
<i>Comp. Rate: State Travel Rate</i>		107			GEN
SIMS DANA P/Prosecutor Training Travel					
<i>Comp. Rate: State Travel Rate</i>		1,161			GEN
SLAY LEWIS/Prosecutor Training Travel					
<i>Comp. Rate: State Travel Rate</i>		1,122			GEN
SMITH MICHAEL S II/Prosecutor Training Travel					
<i>Comp. Rate: State Travel Rate</i>		911			GEN
SMITH PHOEBE C/Prosecutor Training Travel					
<i>Comp. Rate: State Travel Rate</i>		1,035			GEN
SMITH RICHARD E JR/Prosecutor Training Travel					
<i>Comp. Rate: State Travel Rate</i>		972			GEN
SORRELL MARK K/Prosecutor Training Travel					
<i>Comp. Rate: State Travel Rate</i>		1,531			GEN
SOUTHERLAND BRANAN P/Prosecutor Training Travel					
<i>Comp. Rate: State Travel Rate</i>		1,759			GEN
SPENCER SHARON A/Prosecutor Training Travel					
<i>Comp. Rate: State Travel Rate</i>		1,225			GEN
STANFORD THOMAS KELVIN/Prosecutor Training Travel					
<i>Comp. Rate: State Travel Rate</i>		446			GEN
STARKS WILLIAM P II/Prosecutor Training Travel					
<i>Comp. Rate: State Travel Rate</i>		899			GEN
STOCKTON KENNETH/Prosecutor Training Travel					
<i>Comp. Rate: State Travel Rate</i>		1,048			GEN
STOUGH DAWN L/Prosecutor Training Travel					
<i>Comp. Rate: State Travel Rate</i>		147			GEN
SUMRALL ANITA/Prosecutor Training Travel					
<i>Comp. Rate: State Travel Rate</i>		420			GEN

**FEES, PROFESSIONAL AND OTHER SERVICES**

Attorney General (070-00)

Name of Agency

TYPE OF FEE AND NAME OF VENDOR	Retired w/ PERS	(1) Actual Expenses FY Ending June 30, 2023	(2) Estimated Expenses FY Ending June 30, 2024	(3) Requested Expenses FY Ending June 30, 2025	Fund Source
TATUM CHRISTINE B/Prosecutor Training Travel <i>Comp. Rate: State Travel Rate</i>		1,168			GEN
THOMAS MITCHELL D/Prosecutor Training Travel <i>Comp. Rate: State Travel Rate</i>		596			GEN
TOWNEPLACE SUITES/Lodging for Prosecutor Training <i>Comp. Rate: State Travel Rate</i>		4,309			GEN
TSAO KYLE/Prosecutor Training Travel <i>Comp. Rate: State Travel Rate</i>		562			GEN
U S DEPARTMENT OF JUSTICE/Expense reimbursement <i>Comp. Rate: Federal Travel Rate</i>		453			GEN
UMB BANK NA/Flights for Prosecutor Training speakers <i>Comp. Rate: State Travel Rate</i>		1,868	263,000	263,000	GEN
USELTON DUSTIN/Prosecutor Training Travel <i>Comp. Rate: State Travel Rate</i>		1,351			GEN
USRY STEVEN DARRYLL/Prosecutor Training Travel <i>Comp. Rate: State Travel Rate</i>		637			GEN
WALKER LIEM A/Prosecutor Training Travel <i>Comp. Rate: State Travel Rate</i>		1,468			GEN
WALKER RODERICK D/Prosecutor Training Travel <i>Comp. Rate: State Travel Rate</i>		1,165			GEN
WALLACE TERRY/Prosecutor Training Travel <i>Comp. Rate: State Travel Rate</i>		443			GEN
WARREN GLENNARD M II/Prosecutor Training Travel <i>Comp. Rate: State Travel Rate</i>		1,381			GEN
WEATHERLY SCOTT/Prosecutor Training Travel <i>Comp. Rate: State Travel Rate</i>		931			GEN
WEBB JEFF/Prosecutor Training Travel <i>Comp. Rate: State Travel Rate</i>		556			GEN
WEISSINGER CHARLES JR/Prosecutor Training Travel <i>Comp. Rate: State Travel Rate</i>		388			GEN
WHITE BERTINA R/Prosecutor Training Travel <i>Comp. Rate: State Travel Rate</i>		548			GEN
WHITFIELD THOMAS E/Prosecutor Training Travel <i>Comp. Rate: State Travel Rate</i>		1,353			GEN
WIELGOSZ WILSON M/Prosecutor Training Travel <i>Comp. Rate: State Travel Rate</i>		207			GEN
WILKINS SAMUEL LEE/Prosecutor Training Travel <i>Comp. Rate: State Travel Rate</i>		461			GEN
WILLIAMS BRITTNEY/Expense reimbursement <i>Comp. Rate: State Travel Rate</i>		912			FED
WILLIAMS PAIGE/Prosecutor Training Travel <i>Comp. Rate: State Travel Rate</i>		997			GEN
WILLIAMS ROSHARWIN L/Prosecutor Training Travel <i>Comp. Rate: State Travel Rate</i>		1,273			GEN
WILLIAMS TORI ELAINE/Prosecutor Training Travel <i>Comp. Rate: State Travel Rate</i>		541			GEN

**FEES, PROFESSIONAL AND OTHER SERVICES**

Attorney General (070-00)

Name of Agency

TYPE OF FEE AND NAME OF VENDOR	Retired w/ PERS	(1) Actual Expenses FY Ending June 30, 2023	(2) Estimated Expenses FY Ending June 30, 2024	(3) Requested Expenses FY Ending June 30, 2025	Fund Source
WILLIAMSON LUKE P/Prosecutor Training Travel					
<i>Comp. Rate: State Travel Rate</i>		1,181			GEN
WILLIAMSON MARY KATHRYN/Prosecutor Training Travel					
<i>Comp. Rate: State Travel Rate</i>		554			GEN
WINTER SIDRA P/Prosecutor Training Travel					
<i>Comp. Rate: State Travel Rate</i>		120			GEN
WISE JOSHUA S/Prosecutor Training Travel					
<i>Comp. Rate: State Travel Rate</i>		1,364			GEN
WISE REAGAN D/Prosecutor Training Travel					
<i>Comp. Rate: State Travel Rate</i>		1,891			GEN
WOOD STEPHANIE BRELAND/Prosecutor Training Travel					
<i>Comp. Rate: State Travel Rate</i>		2,254			GEN
WRIGHT CHASITY L/Prosecutor Training Travel					
<i>Comp. Rate: State Travel Rate</i>		669			GEN
YOUNGBLOOD SUZANNE/Prosecutor Training Travel					
<i>Comp. Rate: State Travel Rate</i>		531			GEN
<b>Total 61696000 FEES AND SERVICES - EXPENSE REIMBURSEMENT NO 1099</b>		<b>239,782</b>	<b>263,000</b>	<b>263,000</b>	
<b>GRAND TOTAL</b>		<b>1,192,327</b>	<b>1,595,248</b>	<b>1,595,248</b>	

**VEHICLE PURCHASE DETAILS**

Attorney General (070-00)

Name of Agency					
<b>Year</b>	<b>Model</b>	<b>Person(s) Assigned To</b>	<b>Vehicle Purpose/Use</b>	<b>Replacement Or New?</b>	<b>FY2025 Req. Cost</b>
<b>Passenger Vehicles</b>					
<b>63300000 CAPITAL OUTLAY - VEHICLES</b>					
2024	Sedan	McDivitt	Undercover Investigations	Replacement	40,250
2024	Sedan	Drake	Undercover Investigations	Replacement	40,000
2024	SUV	Adams	Undercover Investigations	Replacement	50,000
2024	SUV	Dunn	Undercover Investigations	Replacement	50,000
2024	SUV	Zollicoffer	Undercover Investigations	Replacement	50,000
2024	SUV	Garrett	Undercover Investigations	Replacement	50,000
2024	Truck	Muirhead	Undercover Investigations	Replacement	47,000
2024	Truck	Travis	Undercover Investigations	Replacement	47,000
2024	Truck	Evans	Undercover Investigations	Replacement	47,000
<b>TOTAL</b>					<b>421,250</b>
<b>TOTAL VEHICLE REQUEST</b>					<b>421,250</b>

**VEHICLE INVENTORY  
AS OF JUNE 30, 2023**

Attorney General (070-00)

Name of Agency

Vehicle Type	Vehicle Description	Model Year	Model	Person(s) Assigned To	Purpose/Use	Tag Number	Mileage on 6-30-2023	Average Miles per Year	Replacement Proposed	
									FY2024	FY2025
P	MIDSIZE SEDAN	0	2013	Case	Undercover Investigations	Classified	189,684	9,880	Y	
P	TRUCK	0	2013	Auction	Undercover Investigations	Classified	216,352	28,618		
P	SUV	0	2014	Auction	Undercover Investigations	Classified	174,396	14,824		
P	MIDSIZE SEDAN	0	2014	Auction	Undercover Investigations	Classified	165,729	16,525		
P	SUV	0	2014	McDivitt	Undercover Investigations	Classified	114,851	9,992		Y
P	TRUCK	0	2014	Auction	Undercover Investigations	Classified	168,341	30,596		
P	MIDSIZE SEDAN	0	2014	Crabtree	Undercover Investigations	Classified	137,007	8,247	Y	
P	TRUCK	0	2014	Gipson	Undercover Investigations	Classified	187,056	24,548	Y	
P	TRUCK	0	2014	Auction	Undercover Investigations	Classified	203,869	17,572		
P	TRUCK	0	2014	Carr	Undercover Investigations	Classified	160,666	26,447	Y	
P	MIDSIZE SEDAN	0	2015	Hatch	Undercover Investigations	Classified	156,447	17,126	Y	
P	MIDSIZE SEDAN	0	2015	Drake	Undercover Investigations	Classified	117,358	7,595		Y
P	MIDSIZE SEDAN	0	2015	Muirhead	Undercover Investigations	Classified	115,418	15,009		Y
P	MIDSIZE SEDAN	0	2015	Dortch	Undercover Investigations	Classified	150,768	16,372	Y	
P	MIDSIZE SEDAN	0	2015	Milsap	Undercover Investigations	Classified	94,377	8,953		
P	MIDSIZE SEDAN	0	2015	Hutson	Undercover Investigations	Classified	153,745	10,659	Y	
P	SUV	0	2015	Auction	Undercover Investigations	Classified	193,390	15,046		
P	SUV	0	2015	Travis	Undercover Investigations	Classified	121,261	19,939		Y
P	MIDSIZE SEDAN	0	2015	Auction	Undercover Investigations	Classified	185,876	23,732		
P	TRUCK	0	2016	Hendricks	Undercover Investigations	Classified	169,239	34,213	Y	
P	MIDSIZE SEDAN	0	2015	Triplett	Undercover Investigations	Classified	106,216	23,790		
P	MIDSIZE SEDAN	0	2015	Auction	Undercover Investigations	Classified	180,343	22,639		
P	MIDSIZE SEDAN	0	2016	Mitchell	Undercover Investigations	Classified	119,215	19,961		
P	MIDSIZE SEDAN	0	2016	Evans	Undercover Investigations	Classified	135,920	17,527		Y
P	MIDSIZE SEDAN	0	2016	Willis	Undercover Investigations	Classified	143,892	22,908	Y	
P	MIDSIZE SEDAN	0	2016	Cooper	Undercover Investigations	Classified	112,950	11,829		
P	SUV	0	2016	Allen	Undercover Investigations	Classified	134,241	26,720		

Vehicle Type: (P)assenger/(W)ork

**VEHICLE INVENTORY  
AS OF JUNE 30, 2023**

Attorney General (070-00)

Name of Agency

Vehicle Type	Vehicle Description	Model Year	Model	Person(s) Assigned To	Purpose/Use	Tag Number	Mileage on 6-30-2023	Average Miles per Year	Replacement Proposed	
									FY2024	FY2025
P	TRUCK	0	2017	Burlison	Undercover Investigations	Classified	133,135	15,206		
P	TRUCK	0	2017	Adams	Undercover Investigations	Classified	142,852	15,317		Y
P	TRUCK	0	2017	Rubisoff	Undercover Investigations	Classified	128,128	25,830		
P	SUV	0	2017	Dunn	Undercover Investigations	Classified	171,934	23,024		Y
P	SUV	0	2017	Lampton	Undercover Investigations	Classified	89,920	12,790		
P	MIDSIZE SEDAN	0	2017	Zollicoffer	Undercover Investigations	Classified	164,828	28,839		Y
P	SUV	0	2017	Garrett	Undercover Investigations	Classified	146,460	16,144		Y
P	MIDSIZE SEDAN	0	2018	Spradling	Undercover Investigations	Classified	107,419	27,021		
P	MIDSIZE SEDAN	0	2018	Clark	Undercover Investigations	Classified	104,029	11,370		
P	MIDSIZE SEDAN	0	2019	McNeil	Undercover Investigations	Classified	57,838	14,224		
P	MIDSIZE SEDAN	0	2019	Ray	Undercover Investigations	Classified	95,584	17,696		
P	MIDSIZE SEDAN	0	2019	McNeal	Undercover Investigations	Classified	93,216	10,867		
P	MIDSIZE SEDAN	0	2018	Benton	Undercover Investigations	Classified	103,865	13,542		
P	TRUCK	0	2019	Hannah	Undercover Investigations	Classified	55,870	9,739		
P	SUV	0	2019	Allen	Undercover Investigations	Classified	43,839	14,124		
P	SUV	0	2021	Wright	Undercover Investigations	Classified	22,615	12,929		
P	SUV	0	2021	Rogers	Undercover Investigations	Classified	45,080	27,625		
P	TRUCK	0	2021	Gulledge	Undercover Investigations	Classified	34,421	17,258		
P	TRUCK	0	2021	White	Undercover Investigations	Classified	30,560	10,930		
P	TRUCK	0	2021	Sims	Undercover Investigations	Classified	59,949	23,556		
P	SUV	0	2021	Wolfe	Undercover Investigations	Classified	32,823	18,665		
P	TRUCK	0	2022	Brown	Undercover Investigations	Classified	20,730	15,036		
P	TRUCK	0	2022	Sproles	Undercover Investigations	Classified	23,382	16,930		
P	SUV	0	2022	Domino	Undercover Investigations	Classified	13,248	13,248		
P	SUV	0	2022	Young	Undercover Investigations	Classified	21,839	21,839		
P	SUV	0	2022	Rice	Undercover Investigations	Classified	8,364	8,364		
P	SUV	0	2023	Wiginton	Undercover Investigations	Classified	960	960		
P	SUV	0	2023	Colley	Undercover Investigations	Classified	1,018	1,018		

Vehicle Type: (P)assenger/(W)ork



**VEHICLE INVENTORY  
AS OF JUNE 30, 2023**

Attorney General (070-00)

Name of Agency

Vehicle Type	Vehicle Description	Model Year	Model	Person(s) Assigned To	Purpose/Use	Tag Number	Mileage on 6-30-2023	Average Miles per Year	Replacement Proposed	
									FY2024	FY2025
P	SUV	0	2023	Unassigned	Undercover Investigations	Classified	0	0		
P	MIDSIZE SEDAN	0	2023	Mathis	Undercover Investigations	Classified	2,879	2,879		
P	MIDSIZE SEDAN	0	2023	Mardis	Undercover Investigations	Classified	1,193	1,193		
P	MIDSIZE SEDAN	0	2023	Unassigned	Undercover Investigations	Classified	4,869	4,869		
P	SUV	0	2023	Attorney General	Undercover Investigations	Classified	4,510	0		
P	SUV	0	2023	Watson	Undercover Investigations	Classified	861	0		
P	SUV	0	2023	Garrett	Undercover Investigations	Classified	501	0		
P	SUV	0	2023	Unassigned	Undercover Investigations	Classified	0	0		
P	TRUCK	0	2023	Unassigned	Undercover Investigations	Classified	0	0		
P	TRUCK	0	2023	TBD	Undercover Investigations	Classified	0	0		
P	TRUCK	0	2023	TBD	Undercover Investigations	Classified	0	0		
P	TRUCK	0	2023	TBD	Undercover Investigations	Classified	0	0		
P	TRUCK	0	2023	TBD	Undercover Investigations	Classified	0	0		

**VEHICLE POOL MEMBER LIST  
2025 BUDGET REQUEST**

Attorney General (070-00)

---

Name of Agency

**PRIORITY OF DECISION UNITS  
FISCAL YEAR 2025**

Attorney General (070-00)

Name of Agency

<b>Program</b>	<b>Decision Unit</b>	<b>Object</b>	<b>Amount</b>
<b>Priority # 1</b>			
Program # 1: Supportive Services			
Mississippi Access to Maternal Assistance Program (MAMA)			
		Contractual	200,000
		<b>Totals</b>	<b>200,000</b>
		General Funds	200,000

**CAPITAL LEASES**

Attorney General (070-00)

Name of Agency

---

VENDOR/ ITEM LEASED	Original Date of Lease	Original No. of Months of Lease	No. of Months Remaining on 6-30-23	Last Payment Date	Interest Rate	Amount of Each Payment			Total of Payments To Be Made													
						Actual FY 2023			Estimated FY 2024			Requested FY 2025										
						Principal	Interest	Total	Principal	Interest	Total	Principal	Interest	Total								

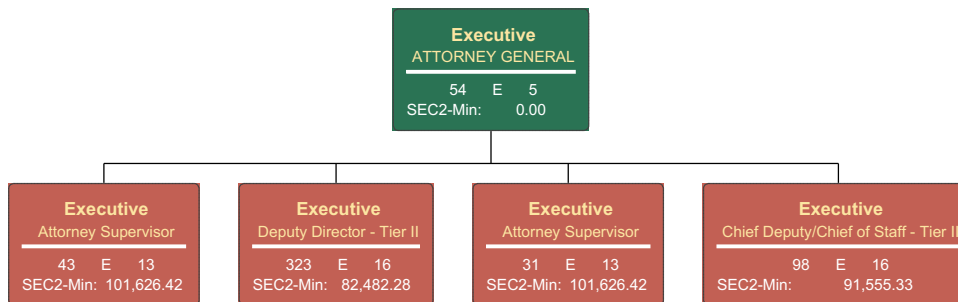
**Summary of 3% General Fund Program Reduction to FY 2024 Appropriated Funding by Major Object**

Attorney General (070-00)

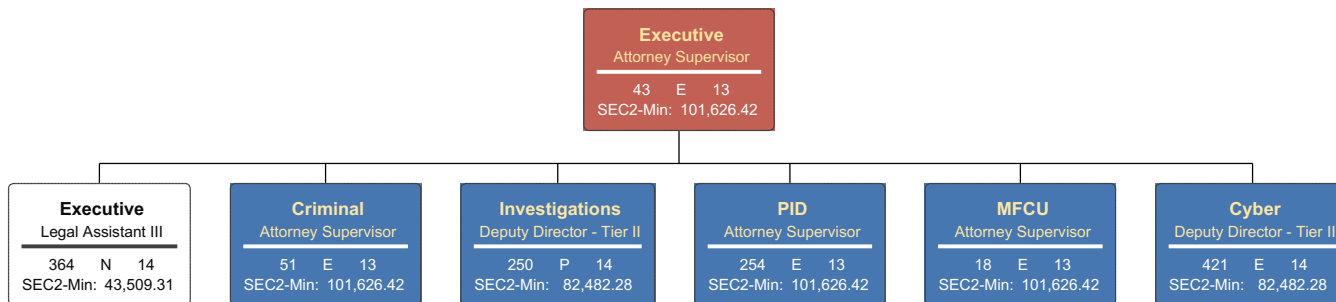
Name of Agency

<b>Major Object</b>	<b>FY2024 General Fund Reduction</b>	<b>EFFECT ON FY2024 STATE SUPPORT SPECIAL FUNDS</b>	<b>EFFECT ON FY2024 FEDERAL FUNDS</b>	<b>EFFECT ON FY2024 OTHER SPECIAL FUNDS</b>	<b>TOTAL 3% REDUCTIONS</b>
<b>SALARIES, WAGES, FRINGE</b>	(755,995)				(755,995)
<b>TRAVEL</b>	(11,699)				(11,699)
<b>CONTRACTUAL</b>	(86,191)				(86,191)
<b>COMMODITIES</b>	(16,711)				(16,711)
<b>OTHER THAN EQUIPMENT</b>					
<b>EQUIPMENT</b>	(2,754)				(2,754)
<b>VEHICLES</b>	(10,500)				(10,500)
<b>WIRELESS COMM. DEVS.</b>					
<b>SUBSIDIES, LOANS, ETC</b>	(34,034)				(34,034)
<b>TOTALS</b>	<b>(917,884)</b>				<b>(917,884)</b>

EXECUTIVE



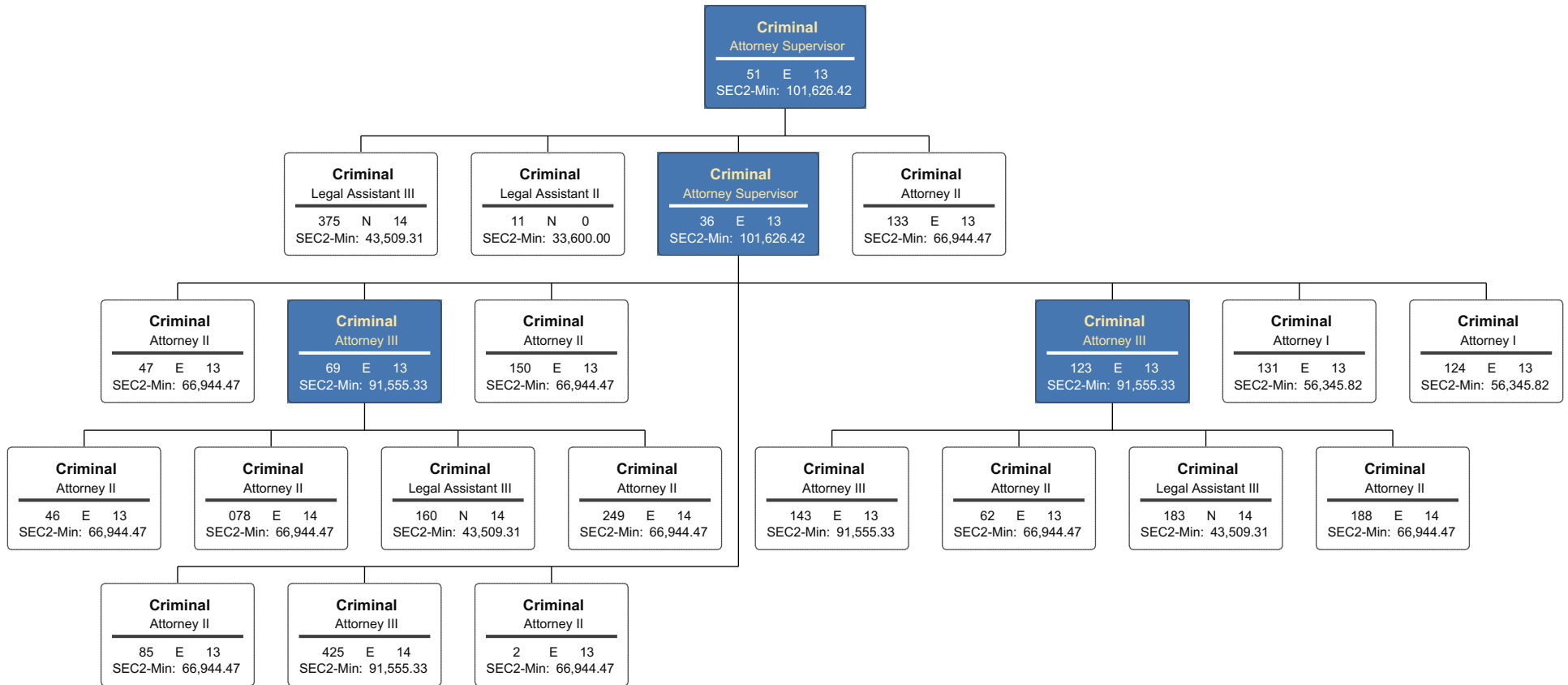
CRIMINAL





CRIMINAL APPEALS

07/31/2023

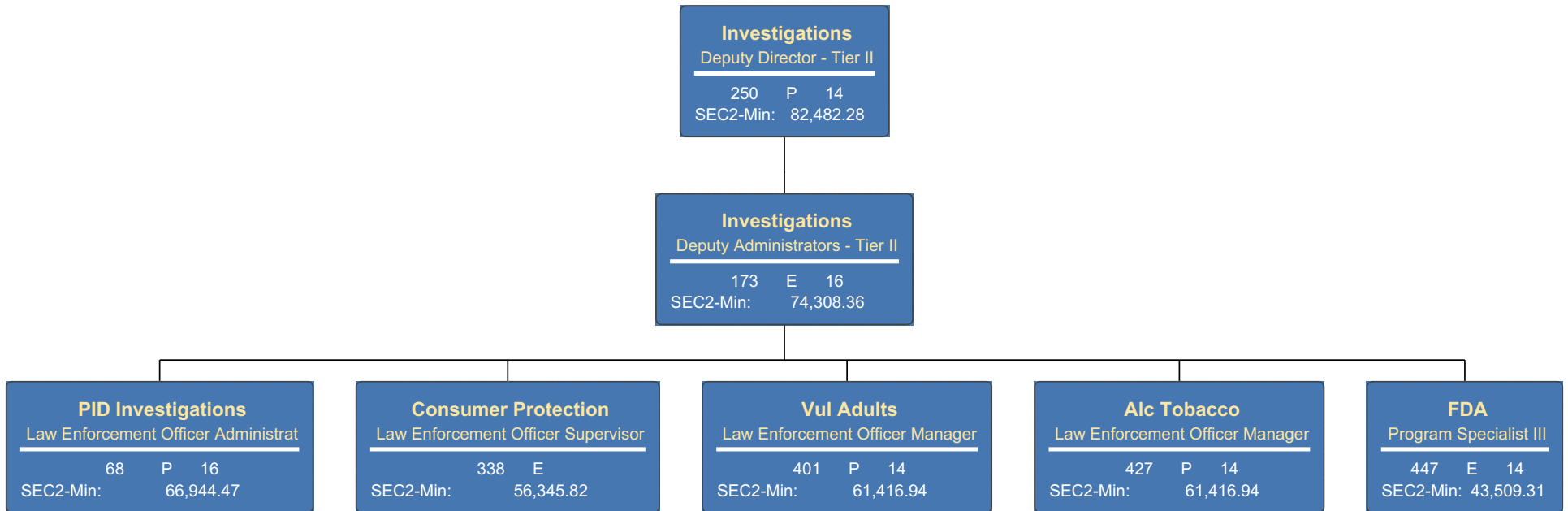






INVESTIGATIONS: PUBLIC INTEGRITY DIVISION

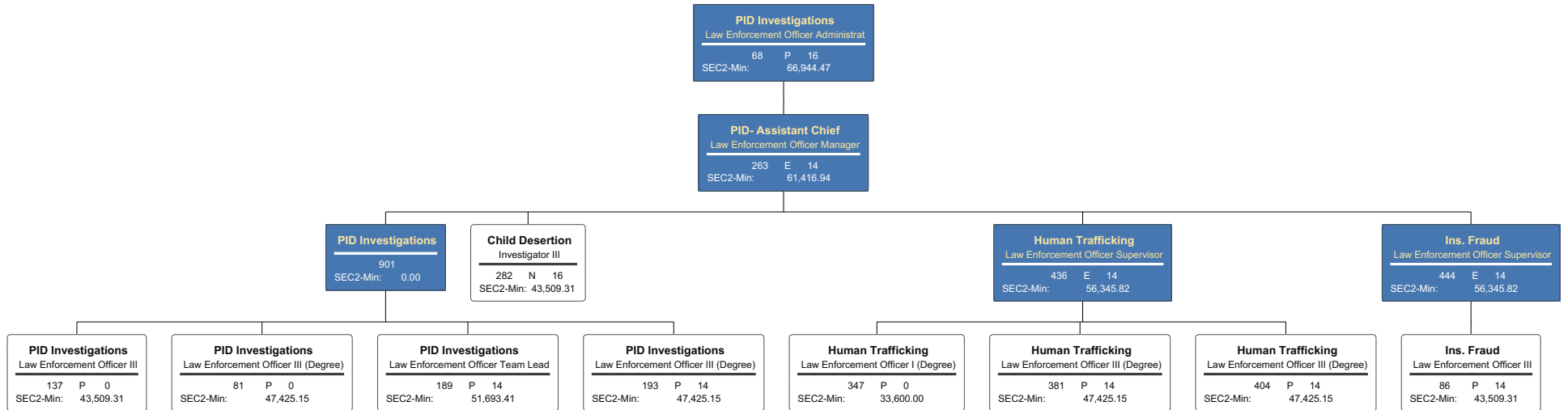
07/31/2023





INVESTIGATIONS: PUBLIC INTEGRITY DIVISION

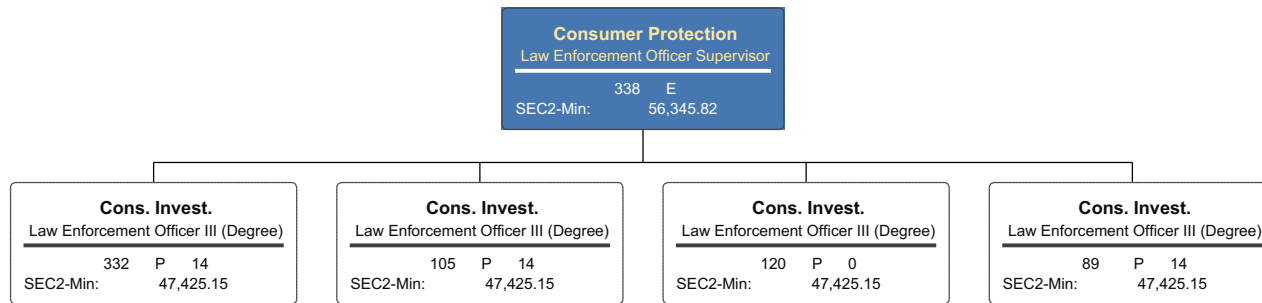
07/31/2023





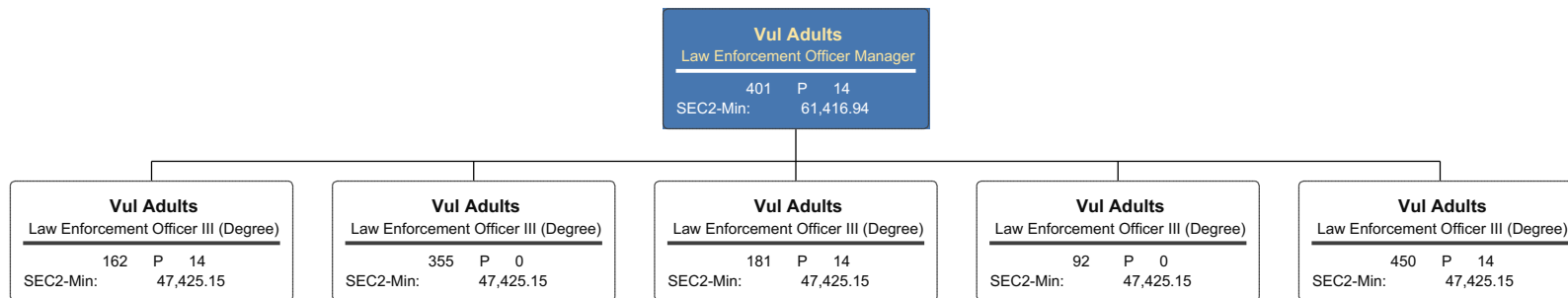
INVESTIGATIONS: PUBLIC INTEGRITY DIVISION

07/31/2023





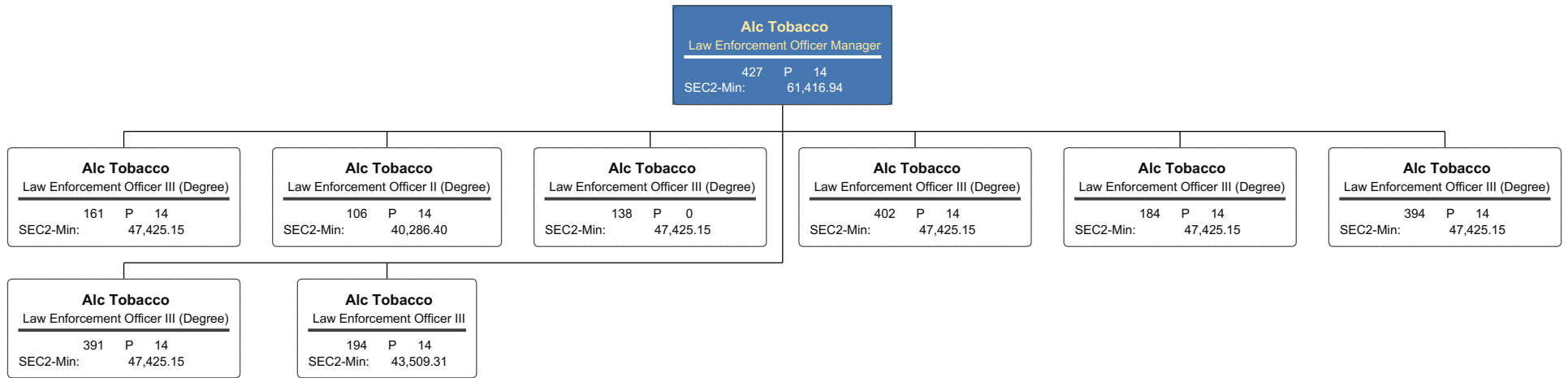
INVESTIGATIONS: PUBLIC INTEGRITY DIVISION  
VULNERABLE ADULTS





INVESTIGATIONS: PUBLIC INTEGRITY DIVISION  
ALCOHOL AND TOBACCO

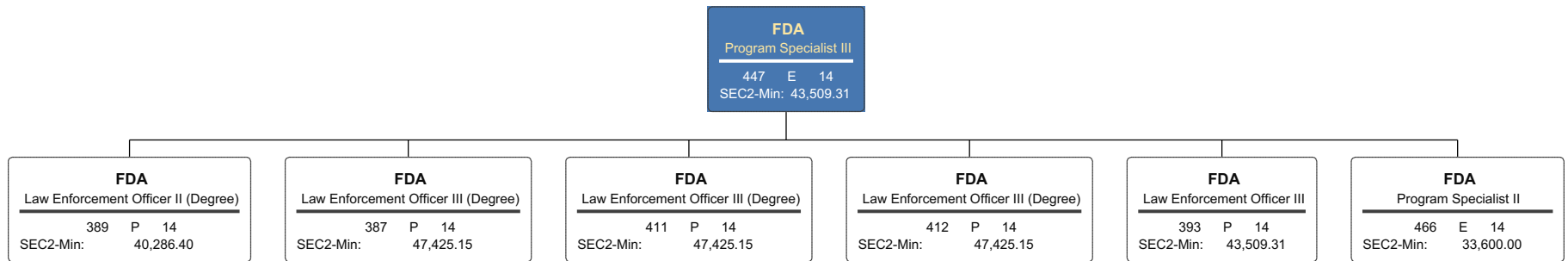
07/31/2023





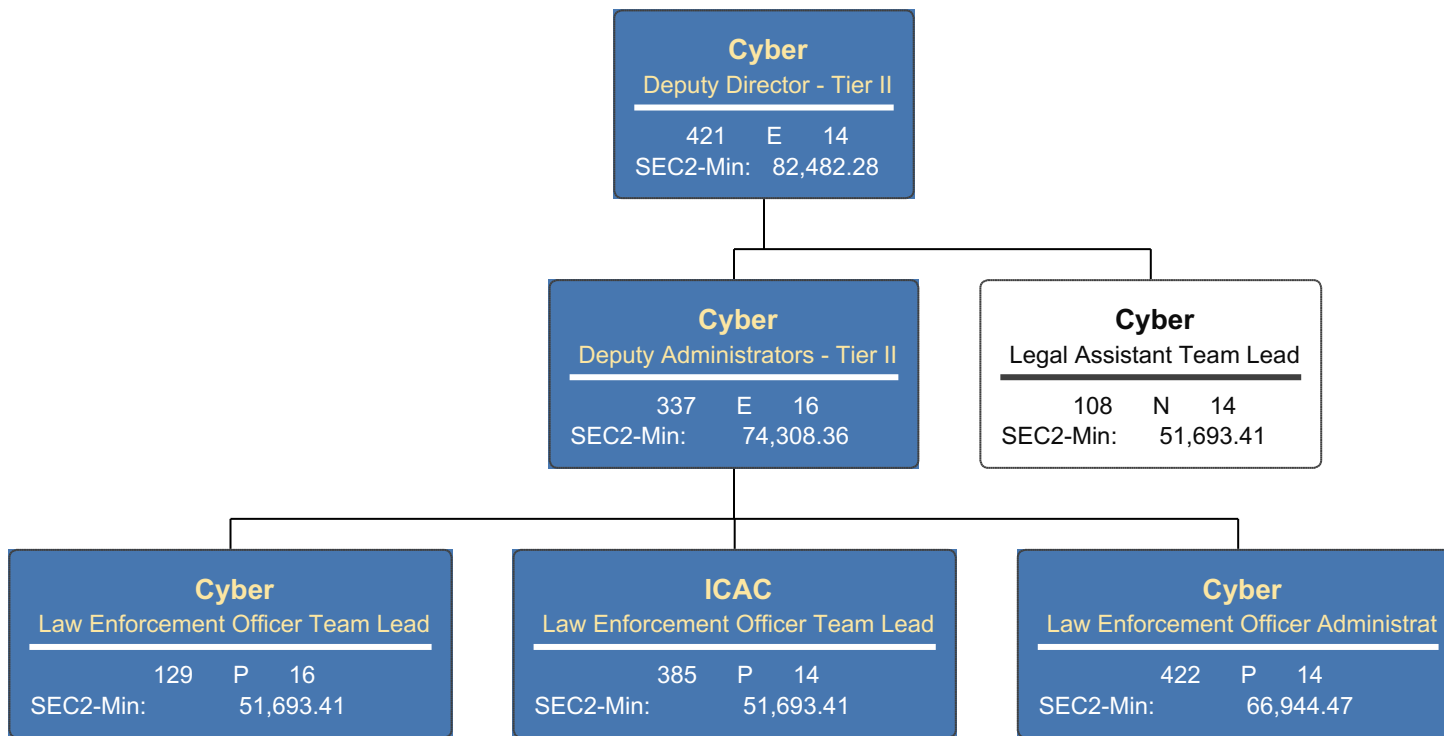
INVESTIGATIONS: PUBLIC INTEGRITY DIVISION  
FDA

07/31/2023





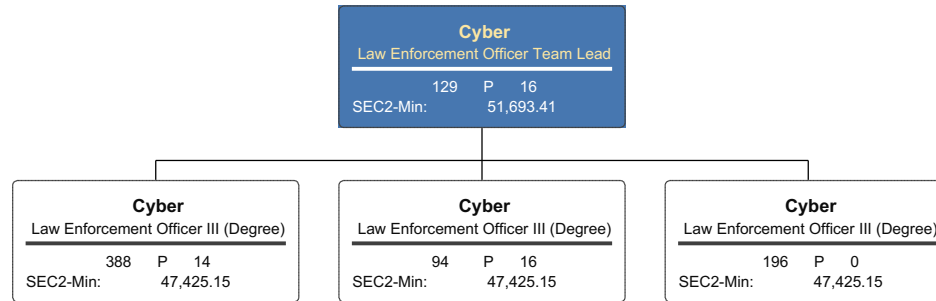
CYBER CRIME





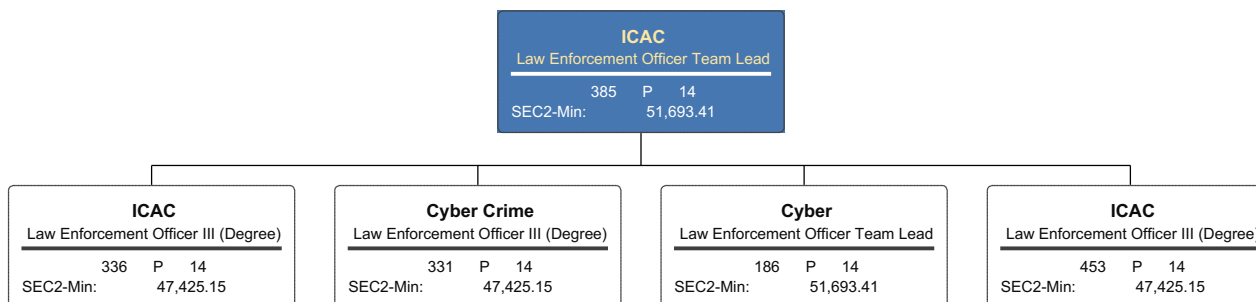
# CYBER CRIME

07/31/2023





# CYBER CRIME

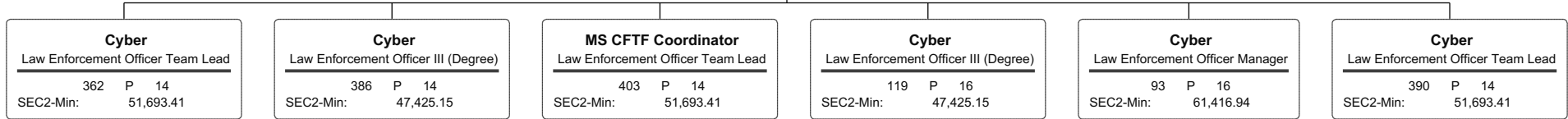




CYBER CRIME

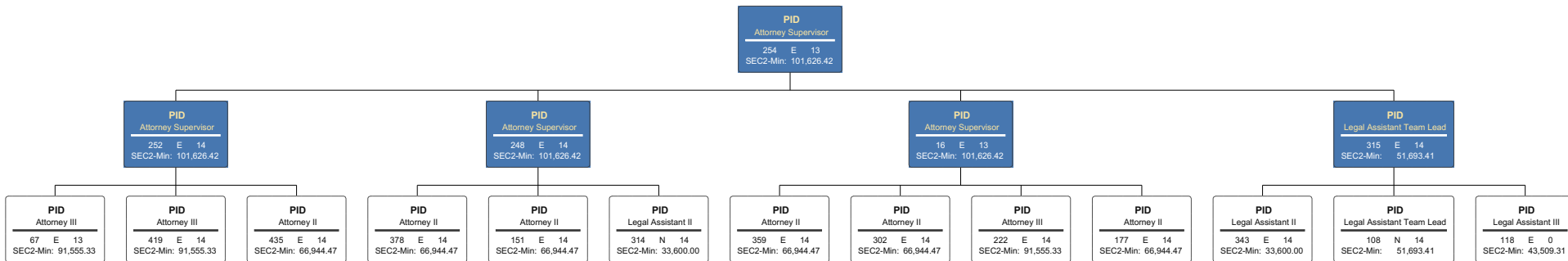
07/31/2023

**Cyber**  
Law Enforcement Officer Administrat  
422 P 14  
SEC2-Min: 66,944.47

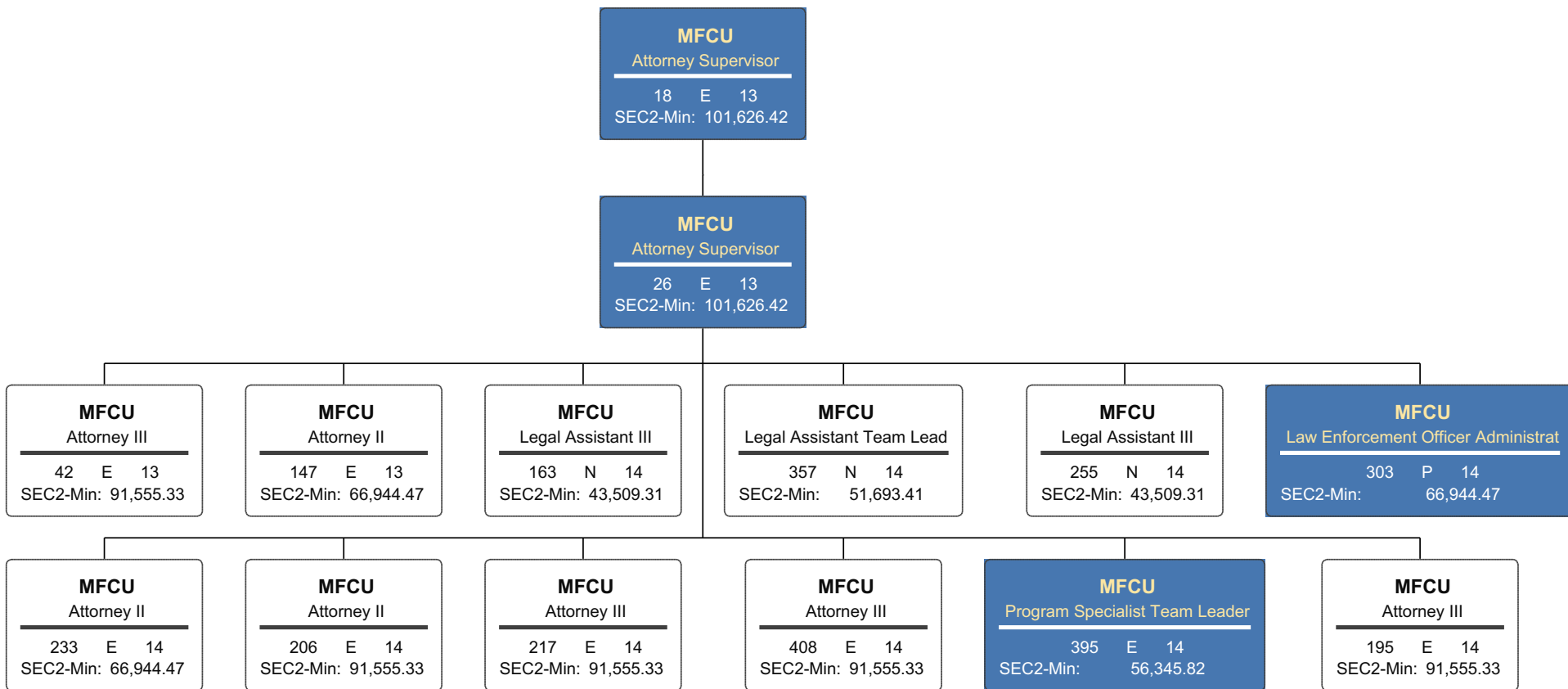




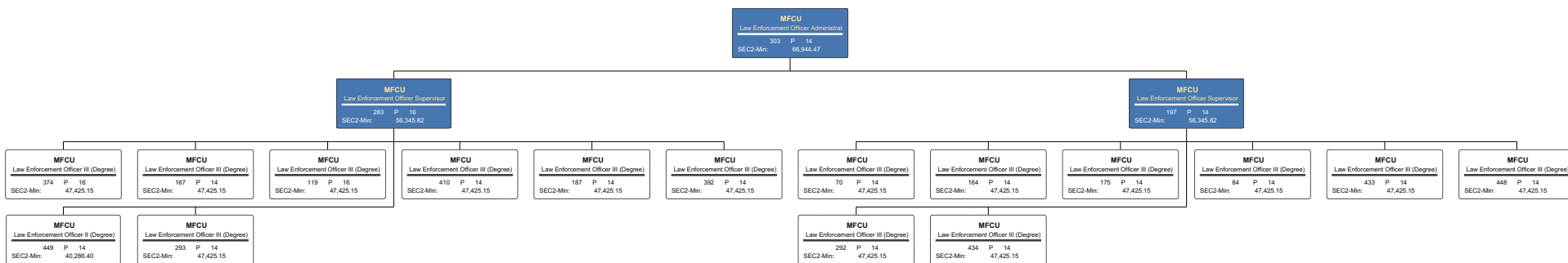
PUBLIC INTEGRITY DIVISION  
ATTORNEYS



MEDICAID FRAUD CONTROL UNIT



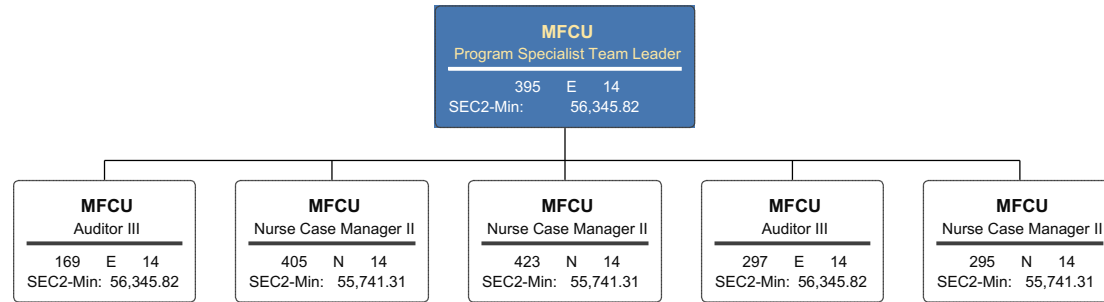
MEDICAID FRAUD CONTROL UNIT



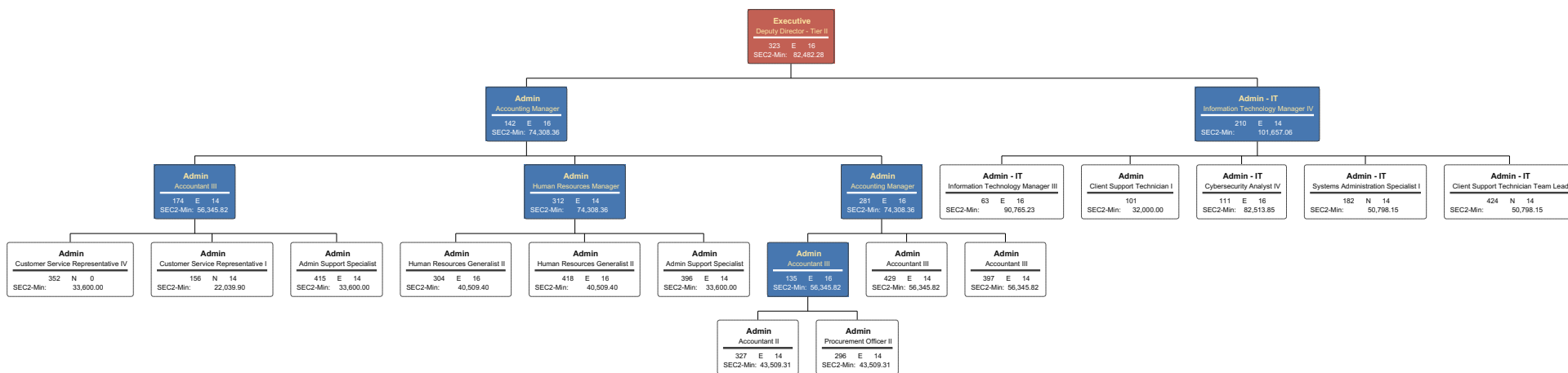


MEDICAID FRAUD CONTROL UNIT

07/31/2023



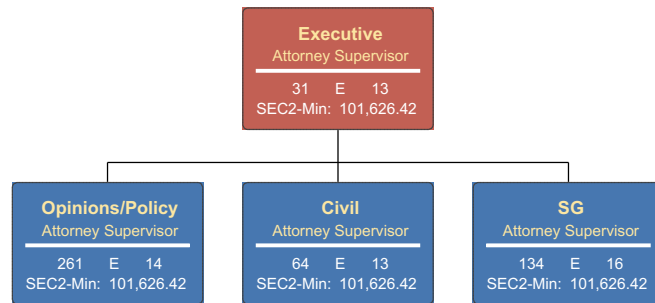
ADMINISTRATIVE OPERATIONS





CIVIL

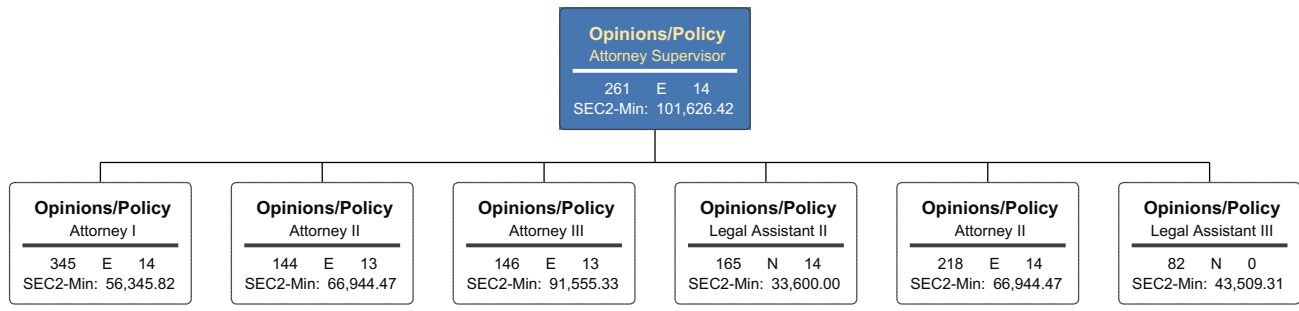
07/31/2023







CIVIL  
OPINIONS AND POLICY

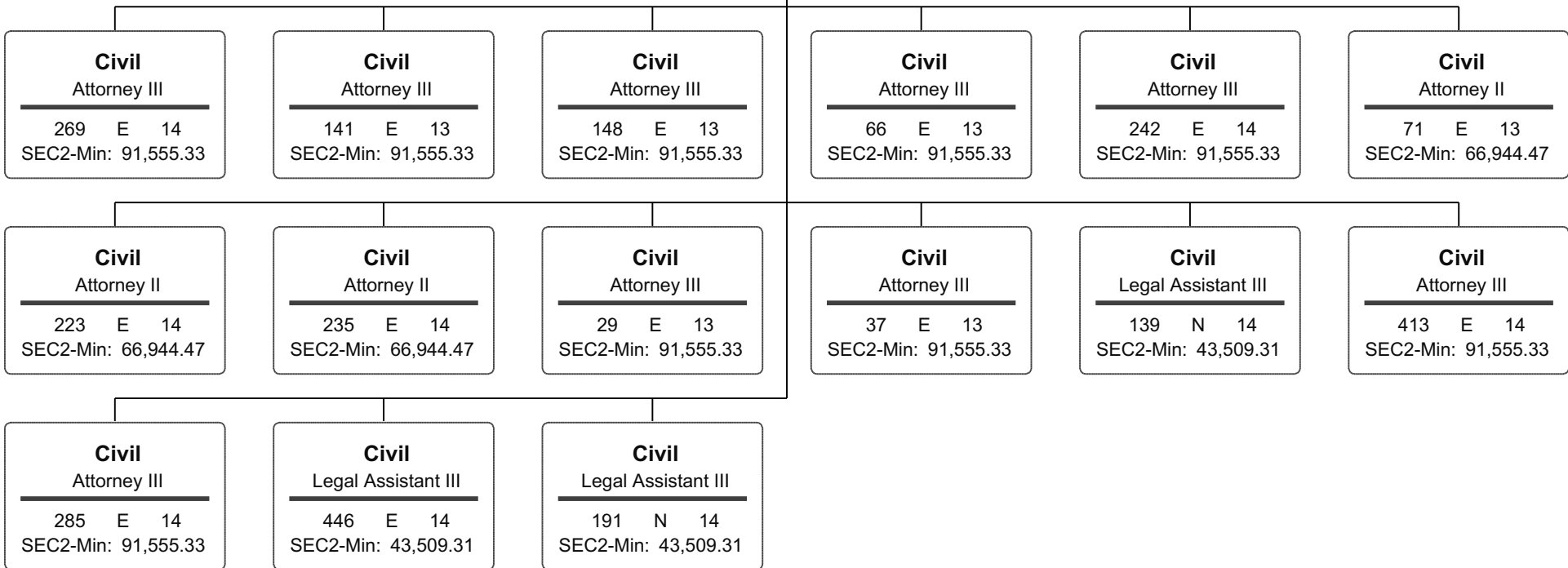




CIVIL  
LITIGATION

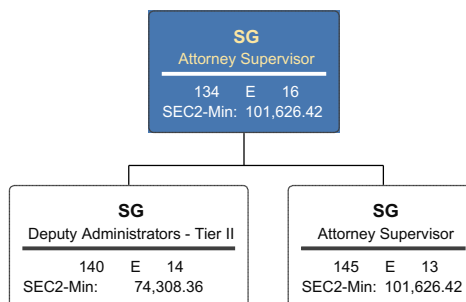
**Civil**  
Attorney Supervisor  
64 E 13  
SEC2-Min: 101,626.42

**Civil**  
Attorney Supervisor  
136 E 14  
SEC2-Min: 101,626.42





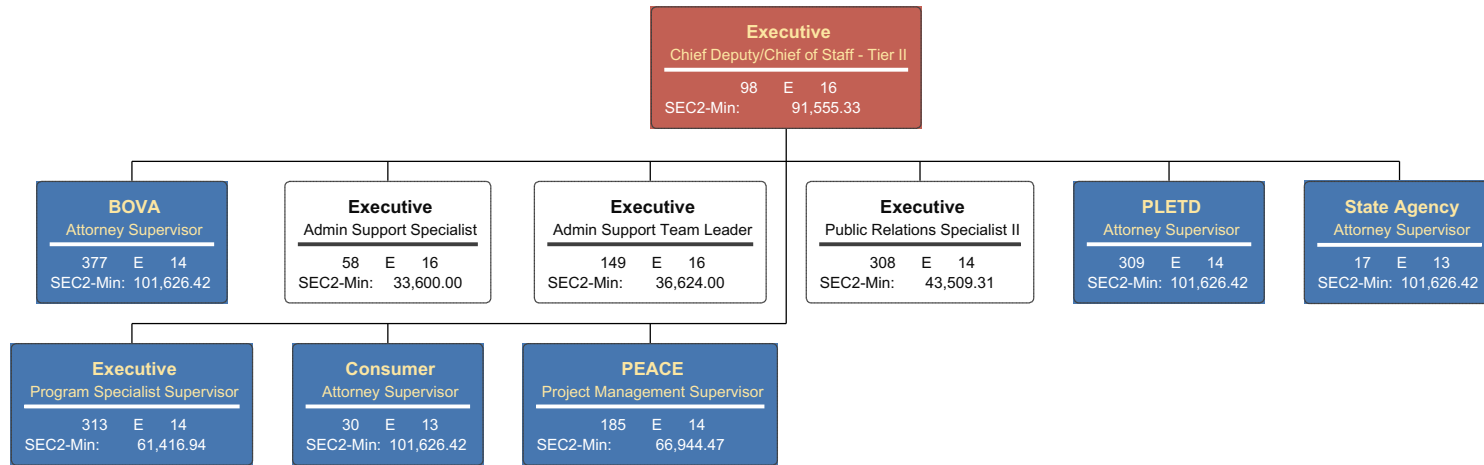
CIVIL  
SOLICITOR GENERAL





CHIEF OF STAFF

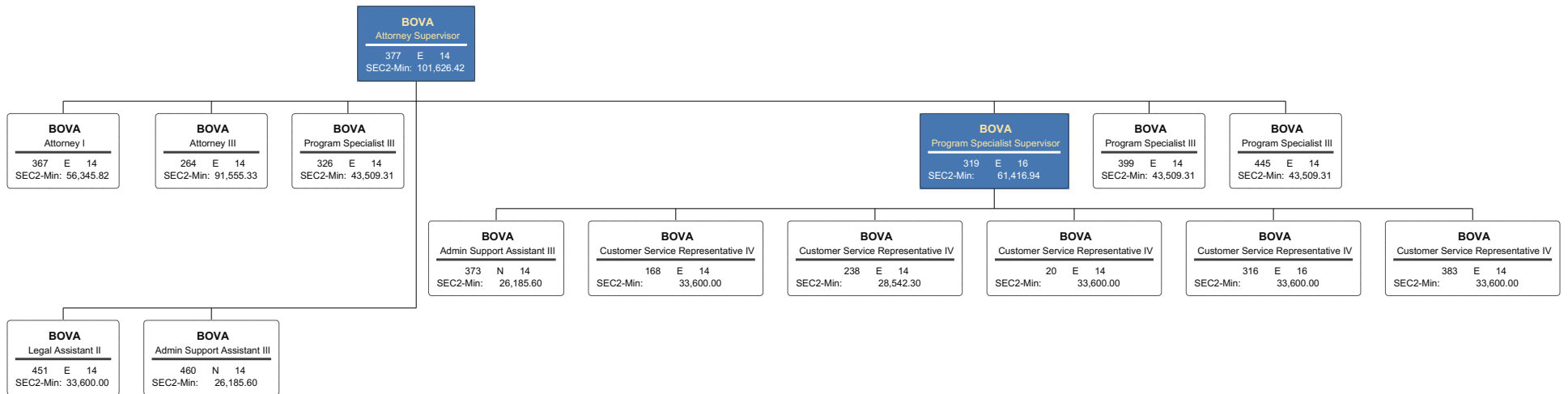
07/31/2023





VICTIM'S ASSISTANCE  
BOVA

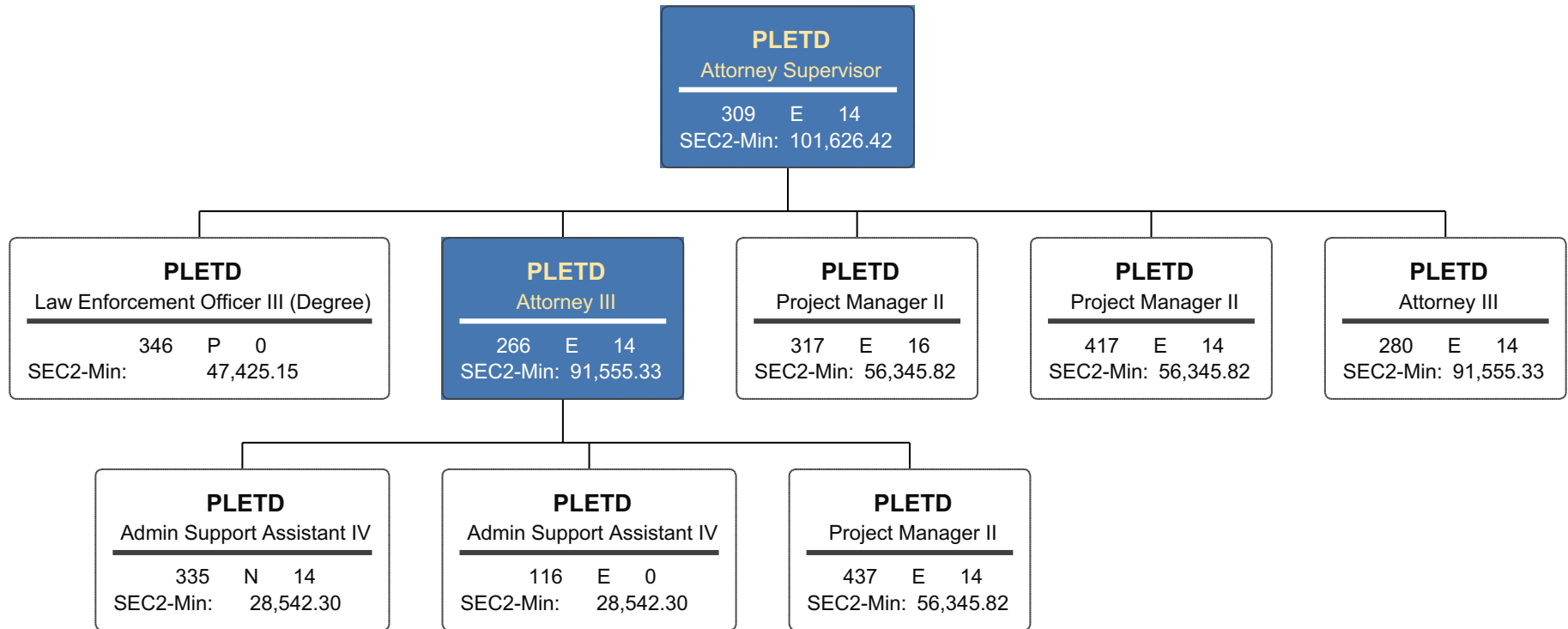
07/31/2023



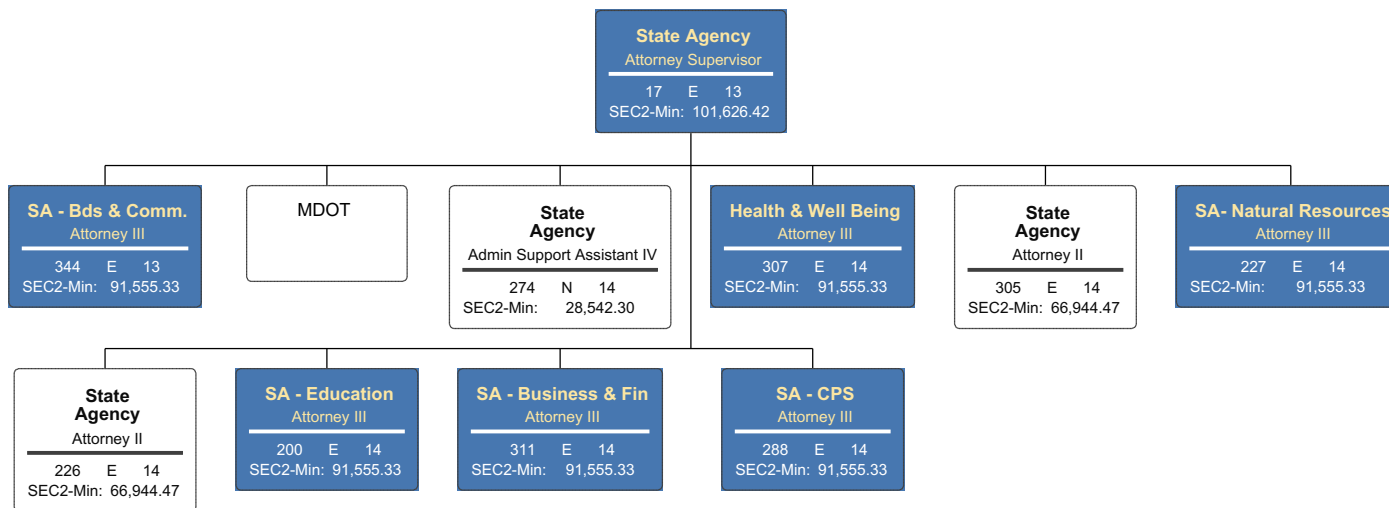


PROSECUTOR AND LAW ENFORCEMENT TRAINING DIVISION

07/31/2023

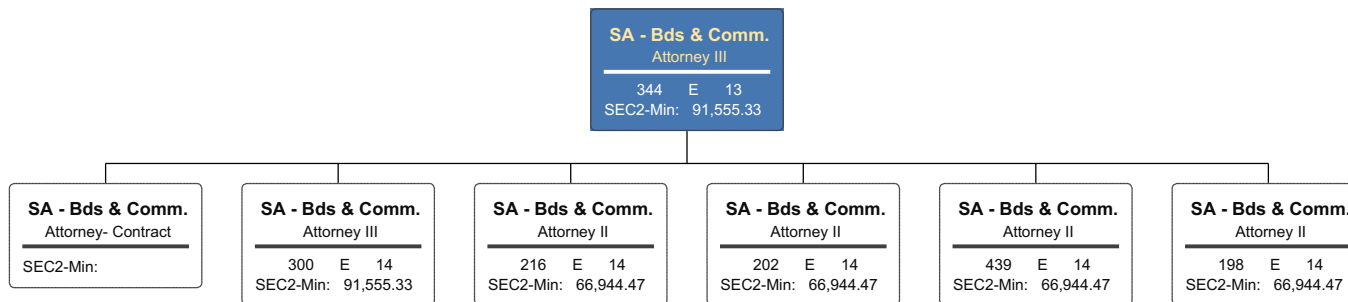


STATE AGENCIES



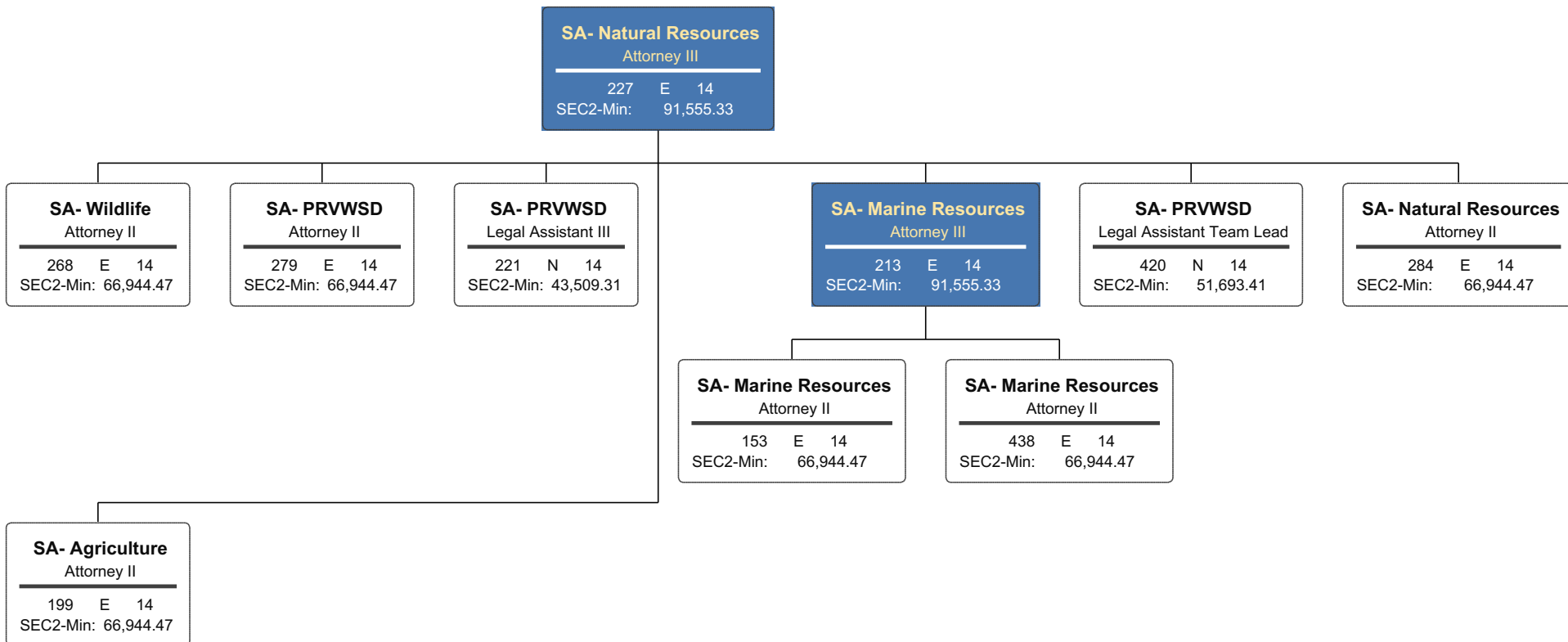


STATE AGENCY  
BOARDS AND COMMISSION



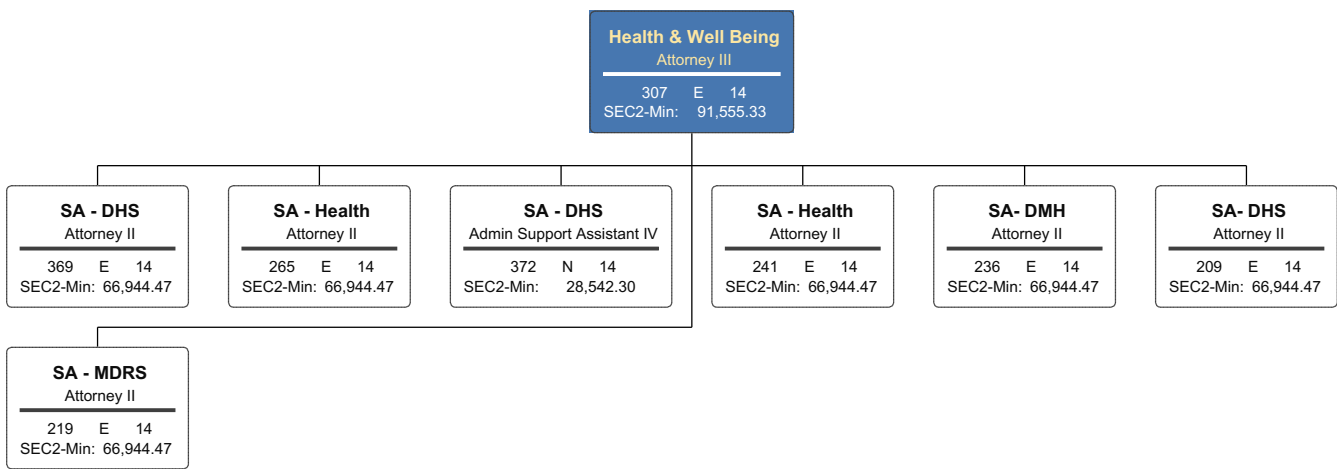


STATE AGENCY  
NATURAL RESOURCES

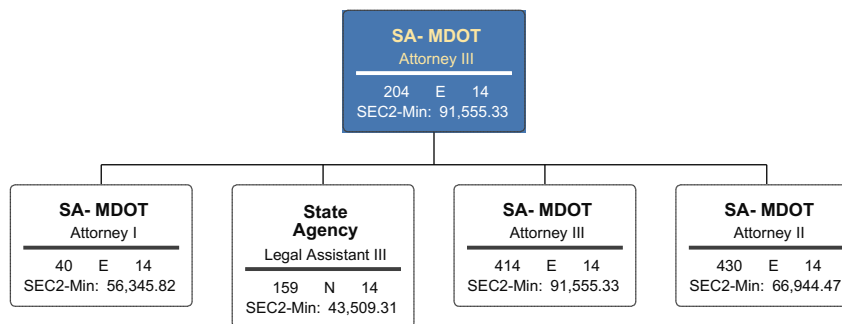




STATE AGENCY  
HEALTH AND WELLBEING



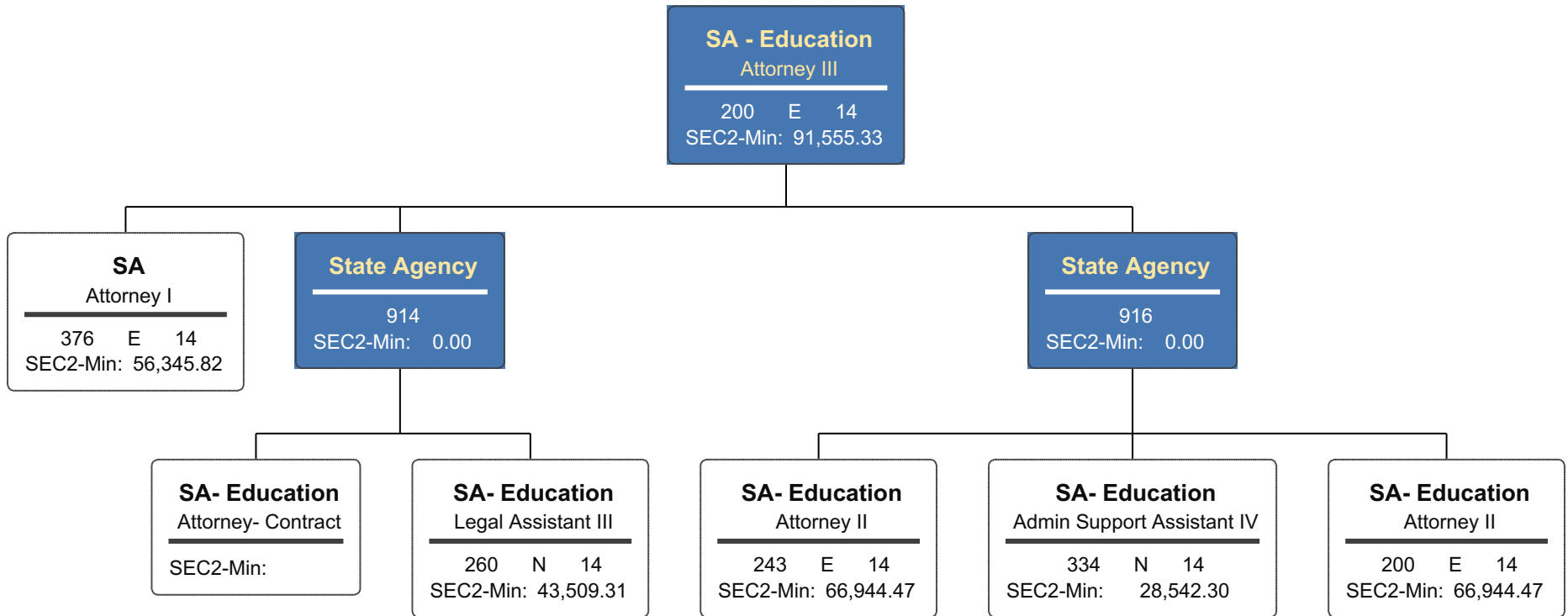
STATE AGENCY  
MDOT





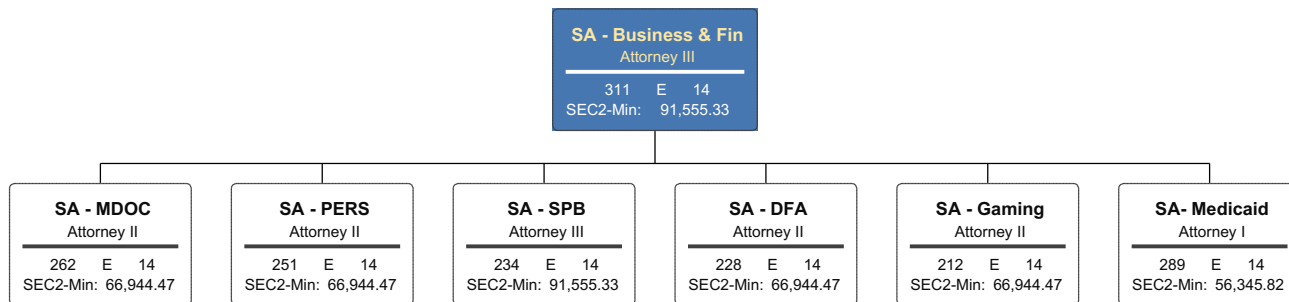
STATE AGENCY  
EDUCATION

07/31/2023





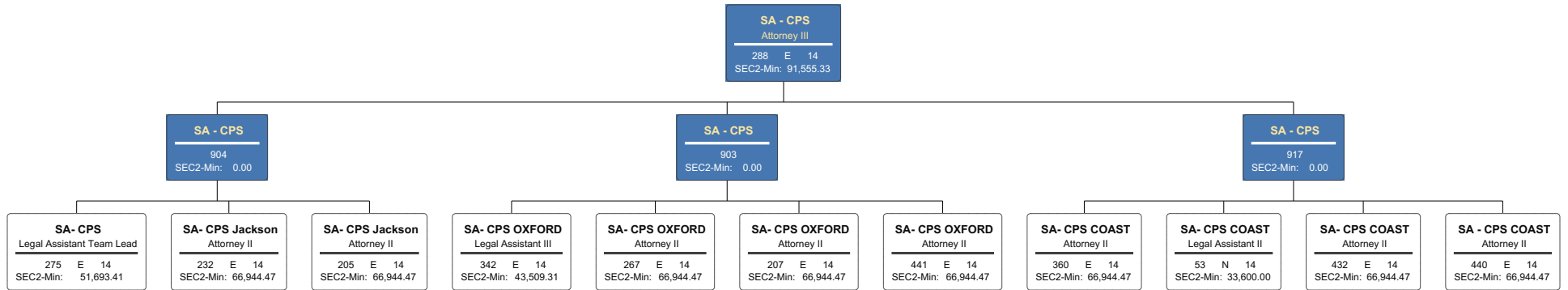
STATE AGENCY  
BUSINESS AND FINANCE





STATE AGENCY  
CPS

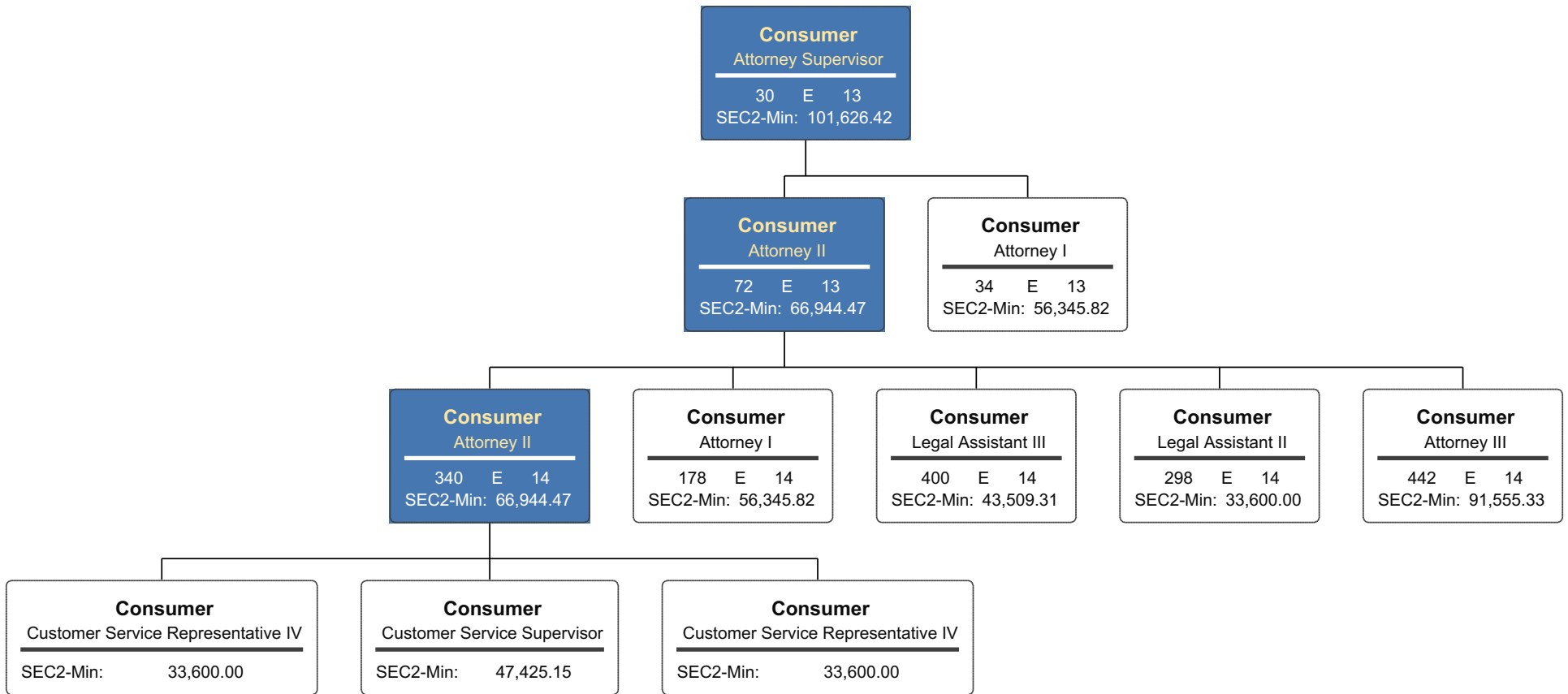
07/31/2023





CONSUMER PROTECTION CASE MANAGEMENT

07/31/2023



CONSTITUENT SERVICE



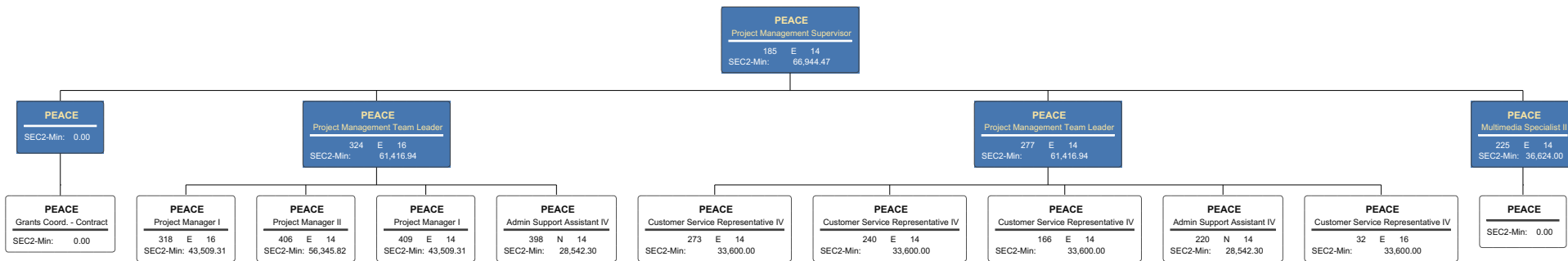
<b>Executive</b>		
Program Specialist Supervisor		
313	E	14
SEC2-Min:	61,416.94	

<b>Executive</b>		
Customer Service Representative IV		
426	E	
SEC2-Min:	33,600.00	





PUBLIC EDUCATION AND COMMUNITY ENGAGEMENT  
(PEACE)



Agency Revenue Source Report - FY2023 Data

As Required by HB 831, 2015 Legislative Session

And SB 2387, 2016 Legislative Session

Agency Name Attorney General's Office

Budget Year 2023

State Support Sources Amount Received  
 General Funds 29,857,765

State Support Special Funds: Amount Received  
 Education Enhancement Funds  
 Health Care Expendable Funds  
 Tobacco Control Funds  
 Capital Expense Funds 350,000  
 Budget Contingency Funds  
 Working Cash Stabilization Reserve Funds  
 BP Settlement Fund  
 Gulf Coast Restoration Fund  
 DFA CARES Act Covid-19 Fund

List all Federal Funds at its most specific level, such as an office or division, include name of grant, grantor, not the federal department.

Federal Funds	Amount Received	Action or results promised in order to receive funds
DHHS/OIG Medicaid Fraud Control Unit	2,808,223	Investigate and prosecute fraud committed by providers of medical services to Medicaid recipients and investigate and prosecute reports of abuse, neglect and exploitation of residents/patients in Mississippi healthcare facilities.
DOJ-ICAC-Cyber Crime Division	601,099	Investigate and prosecute Internet Crimes Against Children and maintain the central training facility for ICAC investigative standards and forensic analysis. Provide on-site and in-the-field technical assistance for agencies involved in ICAC cases and extend outreach to law enforcement, the community and educational system for prevention and intervention of internet or technical exploitation of children.
DOJ-JRJ Student Loan Repayment Program	36,523	Assist public servants, both prosecutors and public defenders, in the repayment of student loans.
FDA-Tobacco Inspection Program	667,793	Perform inspections of entities and retail establishments that sell or advertise cigarettes and/or smokeless tobacco products to determine whether those entities are complying with the Tobacco Control Act. Assist the FDA in any enforcement or judicial actions, including coordinating the drafting and execution of declarations by the officers and minors who participated in inspections, and arranging for their testimony, if necessary, and furnishing evidence.

DPS-DUI Prosecution	98,585	Improve the quality of DUI prosecutions, thus increasing the conviction rate of those offenses.
MSDH-Stop Violence Against Women	49,080	Improve the quality and efficiency of domestic violence and sexual assault prosecutions, thus increasing the conviction rate for those offenses.
MSDH-Victim Assistance Program	132,195	Provide direct assistance to victims including advocacy and support for victims of all crime types.
Federal Task Forces	178,919	The Attorney General's Office has entered into agreements with the Federal Government to provide services to US Customs, FDA, FBI, OIG/SSA-CDI, US Marshal, and HIDTA in a collaborative effort to enforce immigration, food & drug, crimes against children and disability laws and to assist in the capture of fugitives.

Description of any Maintenance of Effort agreements entered into with any federal agency or subdivision thereof

--

Special Funds

	Amount Received	
Special Fund 3307100000	687,738	MSDH Tobacco Support Funds for Tobacco Enforcement Operations, penalty collections from MFCU, court ordered restitution (investigative costs), recovery of indirect costs on federal grants, MSEDNet funding; Steiger Fellowship funding for law intern program.
Victims of Human Trafficking and Commercial Sexual Exploitation Fund 3307800000	2,500,000	Fund victim service providers that offer shelter, counseling, medical needs, transitional housing and other related services to victims of human trafficking and commercial sexual exploitation.

*Add Rows for Additional Special Funds*

Revenue from Tax, Fine or Fee Assessed

Tax, Fine or Fee #1	Amount Assessed	
<i>Copy Entire Section to Add New Item</i>	Amount Collected	
	Authority to Collect	
	Method of Determining Assessment	
	Method of Collection	
	Amt. & Purpose for which Expended	
	Amount	Purpose
	Amount Transferred to General Fund	
	Authority for Transfer to General Fund	
	Amount Transferred to Another Entity	
	Authority for Transfer to Other Entity	
	Name of Other Entity	
	Fiscal Year-Ending Balance	

Fiscal Year 2025 Budget Sheet

Line Item Requests	Quantity	Total Salary	Total Fringe	Total Need
Total Additional Headcount Need	0	\$0.00	\$0.00	\$0.00
Total Title Change Need	0	\$0.00	\$0.00	\$0.00
Total Salary Progression Need	0	\$0.00	\$0.00	\$0.00
Total Equity Adjustment Need	0	\$0.00	\$0.00	\$0.00
Total Immediate Labor Market Change Need	0	\$0.00	\$0.00	\$0.00
<b>Total SPB Budget Request</b>	<b>0</b>	<b>\$0.00</b>	<b>\$0.00</b>	<b>\$0.00</b>

Headcount Increase					
*This request is for additional authorized headcounts the agency anticipates hiring in the upcoming fiscal year. Requested increases should only be included if the agency can not meet the staffing needs with the current vacancy compliance headcounts and funding.					
Title	Reason	Quantity	Total Salary	Total Fringe	Total Need
					\$0.00
					\$0.00
					\$0.00
					\$0.00
					\$0.00
Total Additional Headcount Need		0	\$0.00	\$0.00	\$0.00

Title Changes					
*Group similar requests for similar reasons					
Old Title	New Title	Quantity	Increase Amt	Fringe	Total Need
					\$0.00
					\$0.00
					\$0.00
					\$0.00
Total Title Change Need		0	\$0.00	\$0.00	\$0.00

In-Range Adjustments - Salary Progression					
*Group similar requests for similar reasons					
Current Title	Reason	Quantity	Increase Amt	Fringe	Total Need
					\$0.00
					\$0.00
					\$0.00
					\$0.00
Total Salary Progression Need		0	\$0.00	\$0.00	\$0.00

**In-Range Adjustments - Equity Adjustment**

\*Group similar requests for similar reasons

Current Title	Reason	Quantity	Increase Amt	Fringe	Total Need
					\$0.00
					\$0.00
<b>Total Equity Adjustment Need</b>		<b>0</b>	<b>\$0.00</b>	<b>\$0.00</b>	<b>\$0.00</b>

**In-Range Adjustments - Immediate Labor Market Changes**

\*Group similar requests for similar reasons

Current Title	Reason	Quantity	Increase Amt	Fringe	Total Need
					\$0.00
					\$0.00
					\$0.00
<b>Total Immediate Labor Market Change Need</b>		<b>0</b>	<b>\$0.00</b>	<b>\$0.00</b>	<b>\$0.00</b>

**Continuation of Existing Vacancy Funding**

\*This request should be the vacant headcount and funding the agency believes they will fill in the upcoming fiscal year or are currently out for recruitment in this fiscal year. These should NOT be requests for new headcount or funding over the current fiscal year appropriated salary amounts.

Title	Reason	Quantity	Total Salary	Total Fringe	Total Need
Attorneys	Currently on recruitment	18	\$1,800,000.00	\$540,000.00	\$2,340,000.00
Investigators	Currently on recruitment	10	\$700,000.00	\$210,000.00	\$910,000.00
Legal Assistants	Currently on recruitment	5	\$226,000.00	\$67,800.00	\$293,800.00
<b>Total Existing Vacancy Funding</b>		<b>33</b>	<b>\$2,726,000.00</b>	<b>\$817,800.00</b>	<b>\$3,543,800.00</b>