

Attorney General

550 High Street, Ste 1200 - Jackson, MS 39201

Lynn Fitch

AGENCY

ADDRESS

CHIEF EXECUTIVE OFFICER

	Actual Expenses June 30,2024	Estimated Expenses June 30,2025	Requested For June 30,2026	Requested Over/(Under) Estimated	
				AMOUNT	PERCENT
<b>I. A. PERSONAL SERVICES</b>					
1. Salaries, Wages & Fringe Benefits (Base)	27,639,295	30,397,288	30,397,288		
a. Additional Compensation			1,547,468		
b. Proposed Vacancy Rate (Dollar Amount)					
c. Per Diem					
<b>Total Salaries, Wages &amp; Fringe Benefits</b>	<b>27,639,295</b>	<b>30,397,288</b>	<b>31,944,756</b>	<b>1,547,468</b>	<b>5.09%</b>
2. Travel					
a. Travel & Subsistence (In-State)	605,439	585,291	585,291		
b. Travel & Subsistence (Out-Of-State)	142,179	160,966	160,966		
c. Travel & Subsistence (Out-Of-Country)					
<b>Total Travel</b>	<b>747,618</b>	<b>746,257</b>	<b>746,257</b>		
<b>B. CONTRACTUAL SERVICE S (Schedule B)</b>					
a. Tuition, Rewards & Awards	101,410	183,000	183,000		
b. Communications, Transportation & Utilities	8,023	76,966	76,966		
c. Public Information	25,000				
d. Rents	155,058	561,500	561,500		
e. Repairs & Service	65,553	67,000	67,000		
f. Fees, Professional & Other Services	1,019,607	1,535,248	1,535,248		
g. Other Contractual Services	220,461	194,246	194,246		
h. Data Processing	1,103,312	2,276,285	2,326,285	50,000	2.20%
i. Other	34,444	6,000	6,000		
<b>Total Contractual Services</b>	<b>2,732,868</b>	<b>4,900,245</b>	<b>4,950,245</b>	<b>50,000</b>	<b>1.02%</b>
<b>C. COMMODITIES (Schedule C)</b>					
a. Maintenance & Construction Materials & Supplies					
b. Printing & Office Supplies & Materials	235,441	227,133	227,133		
c. Equipment, Repair Parts, Supplies & Accessories	311,833	340,500	340,500		
d. Professional & Scientific Supplies & Materials	63,612	2,227	2,227		
e. Other Supplies & Materials	247,861	240,742	240,742		
<b>Total Commodities</b>	<b>858,747</b>	<b>810,602</b>	<b>810,602</b>		
<b>D. CAPITAL OUTLAY</b>					
<b>1. Total Other Than Equipment (Schedule D-1)</b>					
<b>2. Equipment (Schedule D-2)</b>					
b. Road Machinery, Farm & Other Working Equipment					
c. Office Machines, Furniture, Fixtures & Equipment	92,074				
d. IS Equipment (Data Processing & Telecommunications)	114,960	141,820	141,820		
e. Equipment - Lease Purchase					
f. Other Equipment	195,576				
<b>Total Equipment (Schedule D-2)</b>	<b>402,610</b>	<b>141,820</b>	<b>141,820</b>		
<b>3. Vehicles (Schedule D-3)</b>	<b>401,103</b>	<b>421,250</b>	<b>421,250</b>		
<b>4. Wireless Comm. Devices (Schedule D-4)</b>					
<b>E. SUBSIDIES, LOANS &amp; GRANTS (Schedule E)</b>	<b>3,394,633</b>	<b>6,171,012</b>	<b>3,671,012</b>	<b>(2,500,000)</b>	<b>(40.51%)</b>
<b>TOTAL EXPENDITURES</b>	<b>36,176,874</b>	<b>43,588,474</b>	<b>42,685,942</b>	<b>(902,532)</b>	<b>(2.07%)</b>
<b>II. BUDGET TO BE FUNDED AS FOLLOWS:</b>					
Cash Balance-Unencumbered	3,555,202	3,555,202	3,555,202		
General Fund Appropriation (Enter General Fund Lapse Below)	28,971,113	33,855,444	32,808,089	(1,047,355)	(3.09%)
State Support Special Funds					
Federal Funds _____ Other Special Funds (Specify) _____	4,098,826	4,681,737	4,826,560	144,823	3.09%
Attorney General	1,080,471	2,551,293	2,551,293		
Victims of Human Trafficking	2,026,464	2,500,000	2,500,000		
Less: Estimated Cash Available Next Fiscal Period	(3,555,202)	(3,555,202)	(3,555,202)		
<b>TOTAL FUNDS (equals Total Expenditures above)</b>	<b>36,176,874</b>	<b>43,588,474</b>	<b>42,685,942</b>	<b>(902,532)</b>	<b>(2.07%)</b>
GENERAL FUND LAPSE	1,625,022				
<b>III: PERSONNEL DATA</b>					
Number of Positions Authorized in Appropriation Bill					
a.) Perm Full	88	88	88		
b.) Perm Part					
c.) T-L Full	210	210	213	3	1.43%
d.) T-L Part					
Average Annual Vacancy Rate (Percentage)	1.61				
a.) Perm Full					
b.) Perm Part					
c.) T-L Full	3.84				
d.) T-L Part					

Approved by: Lynn Fitch

Submitted by: Yolanda Nash

Date: 8/1/2024 3:18 PM

Budget Officer: Yolanda Nash / yolanda.nash@ago.ms.gov

Phone Number: 601-359-3956

Title: Chief Financial Officer

REQUEST BY FUNDING SOURCE

Name of Agency : Attorney General

Specify Funding Sources As Shown Below	FY 2024 Actual Amount	% of Line Item	% of Total Budget	FY 2025 Estimated Amount	% of Line Item	% of Total Budget	FY 2026 Requested Amount	% of Line Item	% of Total Budget
1. General _____ State Support Special (Specify) _____	23,574,804	85.29%		25,809,135	84.91%		27,211,780	85.18%	
2. Education Enhancement Fund									
3. Health Care Expendable Fund									
4. Tobacco Control Fund									
5. Capital Expense Fund									
6. Working Cash Stabilization Reserve Fund									
7. BP Settlement Fund									
8. Gulf Coast Restoration Fund									
9. Coronavirus Local Fiscal Recovery Fund									
10. Coronavirus State Fiscal Recovery Fund									
11. Coronavirus State Fiscal Recovery Lost Revenue Fund									
12. MS Assoc of Ind Colleges and Univ (MAICU) Fund									
13. Federal _____ Other Special (Specify) _____	3,206,636	11.60%		3,409,640	11.22%		3,554,463	11.13%	
14. Attorney General	857,855	3.10%		1,178,513	3.88%		1,178,513	3.69%	
15. Victims of Human Trafficking									
16.									
17.									
<b>Total Salaries</b>	<b>27,639,295</b>		<b>76.40%</b>	<b>30,397,288</b>		<b>69.74%</b>	<b>31,944,756</b>		<b>74.84%</b>
1. General _____ State Support Special (Specify) _____	446,890	59.78%		390,000	52.26%		390,000	52.26%	
2. Education Enhancement Fund									
3. Health Care Expendable Fund									
4. Tobacco Control Fund									
5. Capital Expense Fund									
6. Working Cash Stabilization Reserve Fund									
7. BP Settlement Fund									
8. Gulf Coast Restoration Fund									
9. Coronavirus Local Fiscal Recovery Fund									
10. Coronavirus State Fiscal Recovery Fund									
11. Coronavirus State Fiscal Recovery Lost Revenue Fund									
12. MS Assoc of Ind Colleges and Univ (MAICU) Fund									
13. Federal _____ Other Special (Specify) _____	189,970	25.41%		276,257	37.02%		276,257	37.02%	
14. Attorney General	110,758	14.81%		80,000	10.72%		80,000	10.72%	
15. Victims of Human Trafficking									
16.									
17.									
<b>Total Travel</b>	<b>747,618</b>		<b>2.07%</b>	<b>746,257</b>		<b>1.71%</b>	<b>746,257</b>		<b>1.75%</b>
1. General _____ State Support Special (Specify) _____	2,352,697	86.09%		3,003,000	61.28%		3,053,000	61.67%	
2. Education Enhancement Fund									
3. Health Care Expendable Fund									
4. Tobacco Control Fund									
5. Capital Expense Fund									
6. Working Cash Stabilization Reserve Fund									
7. BP Settlement Fund									
8. Gulf Coast Restoration Fund									
9. Coronavirus Local Fiscal Recovery Fund									
10. Coronavirus State Fiscal Recovery Fund									
11. Coronavirus State Fiscal Recovery Lost Revenue Fund									
12. MS Assoc of Ind Colleges and Univ (MAICU) Fund									
13. Federal _____ Other Special (Specify) _____	292,519	10.70%		640,215	13.06%		640,215	12.93%	
14. Attorney General	85,652	3.13%		1,257,030	25.65%		1,257,030	25.39%	
15. Victims of Human Trafficking	2,000	0.07%							
16.									
17.									
<b>Total Contractual</b>	<b>2,732,868</b>		<b>7.55%</b>	<b>4,900,245</b>		<b>11.24%</b>	<b>4,950,245</b>		<b>11.60%</b>

REQUEST BY FUNDING SOURCE

Name of Agency : Attorney General

Specify Funding Sources As Shown Below	FY 2024 Actual Amount	% of Line Item	% of Total Budget	FY 2025 Estimated Amount	% of Line Item	% of Total Budget	FY 2026 Requested Amount	% of Line Item	% of Total Budget
1. General _____ State Support Special (Specify) _____	661,843	77.07%		577,000	71.18%		577,000	71.18%	
2. Education Enhancement Fund									
3. Health Care Expendable Fund									
4. Tobacco Control Fund									
5. Capital Expense Fund									
6. Working Cash Stabilization Reserve Fund									
7. BP Settlement Fund									
8. Gulf Coast Restoration Fund									
9. Coronavirus Local Fiscal Recovery Fund									
10. Coronavirus State Fiscal Recovery Fund									
11. Coronavirus State Fiscal Recovery Lost Revenue Fund									
12. MS Assoc of Ind Colleges and Univ (MAICU) Fund									
13. Federal _____ Other Special (Specify) _____	185,098	21.55%		204,102	25.18%		204,102	25.18%	
14. Attorney General	11,806	1.37%		29,500	3.64%		29,500	3.64%	
15. Victims of Human Trafficking									
16.									
17.									
<b>Total Commodities</b>	<b>858,747</b>		<b>2.37%</b>	<b>810,602</b>		<b>1.86%</b>	<b>810,602</b>		<b>1.90%</b>
1. General _____ State Support Special (Specify) _____									
2. Education Enhancement Fund									
3. Health Care Expendable Fund									
4. Tobacco Control Fund									
5. Capital Expense Fund									
6. Working Cash Stabilization Reserve Fund									
7. BP Settlement Fund									
8. Gulf Coast Restoration Fund									
9. Coronavirus Local Fiscal Recovery Fund									
10. Coronavirus State Fiscal Recovery Fund									
11. Coronavirus State Fiscal Recovery Lost Revenue Fund									
12. MS Assoc of Ind Colleges and Univ (MAICU) Fund									
13. Federal _____ Other Special (Specify) _____									
14. Attorney General									
15. Victims of Human Trafficking									
16.									
17.									
<b>Total Capital Other Than Equipment</b>									
1. General _____ State Support Special (Specify) _____	341,574	84.84%		91,820	64.74%		91,820	64.74%	
2. Education Enhancement Fund									
3. Health Care Expendable Fund									
4. Tobacco Control Fund									
5. Capital Expense Fund									
6. Working Cash Stabilization Reserve Fund									
7. BP Settlement Fund									
8. Gulf Coast Restoration Fund									
9. Coronavirus Local Fiscal Recovery Fund									
10. Coronavirus State Fiscal Recovery Fund									
11. Coronavirus State Fiscal Recovery Lost Revenue Fund									
12. MS Assoc of Ind Colleges and Univ (MAICU) Fund									
13. Federal _____ Other Special (Specify) _____	46,636	11.58%		50,000	35.26%		50,000	35.26%	
14. Attorney General	14,400	3.58%							
15. Victims of Human Trafficking									
16.									
17.									
<b>Total Capital Equipment</b>	<b>402,610</b>		<b>1.11%</b>	<b>141,820</b>		<b>0.33%</b>	<b>141,820</b>		<b>0.33%</b>

REQUEST BY FUNDING SOURCE

Name of Agency : Attorney General

Specify Funding Sources As Shown Below	FY 2024 Actual Amount	% of Line Item	% of Total Budget	FY 2025 Estimated Amount	% of Line Item	% of Total Budget	FY 2026 Requested Amount	% of Line Item	% of Total Budget
1. General _____ State Support Special (Specify) _____	300,140	74.83%		350,000	83.09%		350,000	83.09%	
2. Education Enhancement Fund									
3. Health Care Expendable Fund									
4. Tobacco Control Fund									
5. Capital Expense Fund									
6. Working Cash Stabilization Reserve Fund									
7. BP Settlement Fund									
8. Gulf Coast Restoration Fund									
9. Coronavirus Local Fiscal Recovery Fund									
10. Coronavirus State Fiscal Recovery Fund									
11. Coronavirus State Fiscal Recovery Lost Revenue Fund									
12. MS Assoc of Ind Colleges and Univ (MAICU) Fund									
13. Federal _____ Other Special (Specify) _____	100,963	25.17%		65,000	15.43%		65,000	15.43%	
14. Attorney General				6,250	1.48%		6,250	1.48%	
15. Victims of Human Trafficking									
16.									
17.									
<b>Total Vehicles</b>	<b>401,103</b>		<b>1.11%</b>	<b>421,250</b>		<b>0.97%</b>	<b>421,250</b>		<b>0.99%</b>
1. General _____ State Support Special (Specify) _____									
2. Education Enhancement Fund									
3. Health Care Expendable Fund									
4. Tobacco Control Fund									
5. Capital Expense Fund									
6. Working Cash Stabilization Reserve Fund									
7. BP Settlement Fund									
8. Gulf Coast Restoration Fund									
9. Coronavirus Local Fiscal Recovery Fund									
10. Coronavirus State Fiscal Recovery Fund									
11. Coronavirus State Fiscal Recovery Lost Revenue Fund									
12. MS Assoc of Ind Colleges and Univ (MAICU) Fund									
13. Federal _____ Other Special (Specify) _____									
14. Attorney General									
15. Victims of Human Trafficking									
16.									
17.									
<b>Total Wireless Communication Devs.</b>									
1. General _____ State Support Special (Specify) _____	1,293,165	38.09%		3,634,489	58.90%		1,134,489	30.90%	
2. Education Enhancement Fund									
3. Health Care Expendable Fund									
4. Tobacco Control Fund									
5. Capital Expense Fund									
6. Working Cash Stabilization Reserve Fund									
7. BP Settlement Fund									
8. Gulf Coast Restoration Fund									
9. Coronavirus Local Fiscal Recovery Fund									
10. Coronavirus State Fiscal Recovery Fund									
11. Coronavirus State Fiscal Recovery Lost Revenue Fund									
12. MS Assoc of Ind Colleges and Univ (MAICU) Fund									
13. Federal _____ Other Special (Specify) _____	77,004	2.27%		36,523	0.59%		36,523	0.99%	
14. Attorney General									
15. Victims of Human Trafficking	2,024,464	59.64%		2,500,000	40.51%		2,500,000	68.10%	
16.									
17.									
<b>Total Subsidies</b>	<b>3,394,633</b>		<b>9.38%</b>	<b>6,171,012</b>		<b>14.16%</b>	<b>3,671,012</b>		<b>8.60%</b>

REQUEST BY FUNDING SOURCE

Name of Agency : Attorney General

Specify Funding Sources As Shown Below	FY 2024 Actual Amount	% of Line Item	% of Total Budget	FY 2025 Estimated Amount	% of Line Item	% of Total Budget	FY 2026 Requested Amount	% of Line Item	% of Total Budget
1. General _____ State Support Special (Specify) _____	28,971,113	80.08%		33,855,444	77.67%		32,808,089	76.86%	
2. Education Enhancement Fund									
3. Health Care Expendable Fund									
4. Tobacco Control Fund									
5. Capital Expense Fund									
6. Working Cash Stabilization Reserve Fund									
7. BP Settlement Fund									
8. Gulf Coast Restoration Fund									
9. Coronavirus Local Fiscal Recovery Fund									
10. Coronavirus State Fiscal Recovery Fund									
11. Coronavirus State Fiscal Recovery Lost Revenue Fund									
12. MS Assoc of Ind Colleges and Univ (MAICU) Fund									
13. Federal _____ Other Special (Specify) _____	4,098,826	11.33%		4,681,737	10.74%		4,826,560	11.31%	
14. Attorney General	1,080,471	2.99%		2,551,293	5.85%		2,551,293	5.98%	
15. Victims of Human Trafficking	2,026,464	5.60%		2,500,000	5.74%		2,500,000	5.86%	
16.									
17.									
<b>TOTAL</b>	<b>36,176,874</b>		<b>100.00%</b>	<b>43,588,474</b>		<b>100.00%</b>	<b>42,685,942</b>		<b>100.00%</b>

**SPECIAL FUNDS DETAIL**

Attorney General (070-00)

Name of Agency

<b>S. STATE SUPPORT SPECIAL FUNDS</b>		<b>(1) Actual Revenues FY 2024</b>	<b>(2) Estimated Revenues FY 2025</b>	<b>(3) Requested Revenues FY 2026</b>
<b>Source (Fund Number)</b>	<b>Detailed Description of Source</b>			
Education Enhancement Fund	EEF - Education Enhancement Fund			
Health Care Expendable Fund	HCEF - Health Care Expendable Fund			
Tobacco Control Fund	TCF - Tobacco Control Fund			
Capital Expense Fund	CEF - Capital Expense Fund			
Working Cash Stabilization Reserve Fund	WCSRF - Working Cash Stabilization Reserve Fund			
BP Settlement Fund	BPSF - BP Settlement Fund			
Gulf Coast Restoration Fund	GCRF - Gulf Coast Restoration Fund			
Coronavirus Local Fiscal Recovery Fund	CLFRF - Coronavirus Local Fiscal Recovery Fund			
Coronavirus State Fiscal Recovery Fund	CSFRF - Coronavirus State Fiscal Recovery Fund			
Coronavirus State Fiscal Recovery Lost Revenue Fund	CLFRLRF - Coronavirus State Fiscal Recovery Lost Revenue Fund			
MS Assoc of Ind Colleges and Univ (MAICU) Fund	MAICUF - MS Assoc of Independent Colleges and Universities Fund			
<b>State Support Special Fund TOTAL</b>				
STATE SUPPORT SPECIAL FUND LAPSE				

<b>A. FEDERAL FUNDS *</b>		<b>Percentage Match Requirement</b>		<b>(1) Actual Revenues FY 2024</b>	<b>(2) Estimated Revenues FY 2025</b>	<b>(3) Requested Revenues FY 2026</b>
<b>Source (Fund Number)</b>	<b>Detailed Description of Source</b>	<b>FY 2025</b>	<b>FY 2026</b>			
	Cash Balance-Unencumbered					
DHHS/OIG Medicaid Fraud Control Unit (5307100000)	Federal/State Treasury	25.00	25.00	2,957,236	3,290,372	3,581,195
DOJ/ICAC Cyber Crime (5307100000)	Federal/State Treasury	0.00	0.00	266,619	439,918	439,918
DOJ/JRJ Student Loan Repayment (5307100000)	Federal/State Treasury	0.00	0.00	77,004	36,100	36,100
FDA Tobacco Inspection Program (5307100000)	Federal/State Treasury	0.00	0.00	491,318	545,195	545,195
MSDH - Stop Violence Against Women (5307100000)	Federal/State Treasury	0.00	0.00	60,527	61,152	61,152
MSDH - Victim Assistance Grant (5307100000)	Federal/State Treasury	0.00	0.00	128,166	135,000	135,000
Federal Task Forces - FDA, Cyber, HDTA (5307100000)	Federal/State Treasury	0.00	0.00	73,222	28,000	28,000
DOJ/Intellectual Property Enforcement Program (5307100000)	Federal/State Treasury	0.00	0.00	44,734	146,000	
<b>Federal Fund TOTAL</b>				<b>4,098,826</b>	<b>4,681,737</b>	<b>4,826,560</b>

<b>B. OTHER SPECIAL FUNDS (NON-FED'L)</b>		<b>(1) Actual Revenues FY 2024</b>	<b>(2) Estimated Revenues FY 2025</b>	<b>(3) Requested Revenues FY 2026</b>
<b>Source (Fund Number)</b>	<b>Detailed Description of Source</b>			
	Cash Balance-Unencumbered	3,555,202	3,555,202	3,555,202
Attorney General (3307100000)	Special Funds/State Treasury	1,080,471	2,551,293	2,551,293
Victims of Human Trafficking (3307800000)	Special Funds/State Treasury	2,026,464	2,500,000	2,500,000
<b>Other Special Fund TOTAL</b>		<b>6,662,137</b>	<b>8,606,495</b>	<b>8,606,495</b>

**SPECIAL FUNDS DETAIL**

Attorney General (070-00)

Name of Agency

<b>SECTIONS S + A + B TOTAL</b>	<b>10,760,963</b>	<b>13,288,232</b>	<b>13,433,055</b>
---------------------------------	-------------------	-------------------	-------------------

<b>C. TREASURY FUND/BANK ACCOUNTS *</b>			<b>(1)</b>	<b>(2)</b>	<b>(3)</b>
<b>Name of Fund/Account</b>	<b>Fund/Account Number</b>	<b>Name of Bank (If Applicable)</b>	<b>Reconciled Balance as of 6/30/24</b>	<b>Balance as of 6/30/25</b>	<b>Balance as of 6/30/26</b>
Imprest Fund	2207100000	Community Bank	4,446	5,000	5,000
Investigation Fund	3307100000	Community Bank	11,881	20,000	20,000
Sponsorship Fund	3307100000	Trustmark National Bank	4,357	4,357	4,357
Cafeteria Plan	8801600000	Bancorp South	165,412	165,412	165,412
Attorney General Contingent Fund	8801700000	Trustmark National Bank	159,955,048	50,000,000	50,000,000

\* Any non-federal funds that have restricted uses must be identified and narrative of restrictions attached.

**NARRATIVE OF SPECIAL FUNDS DETAIL AND TREASURY  
FUND/BANK ACCOUNTS**

Attorney General (070-00)

---

Name of Agency

**FEDERAL FUNDS**

The U. S. Department of Health & Human Services/Office of Inspector General has awarded funds to the Attorney General's Medicaid Fraud Control Unit. The Unit was established to investigate and prosecute fraud committed by providers of medical services to Medicaid recipients. The Unit also investigates reports of abuse/neglect/exploitation of adult residents/patients in Mississippi health care facilities. The Medicaid Fraud grant award requires a 25% State match.

The U. S. Department of Justice awarded a continuation grant to the Attorney General's Cyber Crime Division to establish and operate an Internet Crimes Against Children (ICAC) Task Force. The ICAC Task Force is the umbrella agency for the State of Mississippi for enforcement, investigation, and prosecution of Internet Crimes Against Children. The Task Force is the central training facility for ICAC investigative standards, forensic analysis, and prosecution and provides on-site and in-the-field technical assistance for agencies involved in ICAC cases. The Task Force provides leadership for proactive and reactive investigations and extends outreach into law enforcement, the community, and educational system for prevention and intervention of internet or technological exploitation of children.

The U. S. Department of Justice awarded grant funds to the Attorney General's Prosecutor and Law Enforcement Training Division to assist public servants in the repayment of student loans. One hundred percent of this funding will be awarded to prosecutors and public defenders who qualify for loan assistance.

The U. S. Food and Drug Administration (FDA) has awarded funds to the Attorney General's Tobacco and Alcohol Enforcement Division for the purpose of carrying out inspections of entities and retail establishments that sell or advertise cigarettes and/or smokeless tobacco products to determine whether those entities are complying with the Tobacco Control Act. FDA has been granted authority to regulate the manufacture, marketing, and distribution of tobacco products to protect the public health generally and to reduce tobacco use by minors. The award will enable the Attorney General's Office to assist FDA in any enforcement or judicial actions, including coordinating the drafting and execution of declarations by the officers and minors who participated in inspections, and arranging for their testimony, if necessary, and furnishing evidence.

The Mississippi State Department of Health has awarded funding through Office Against Interpersonal Violence to the Attorney General's Office. The Mississippi State Department of Health sub-grant is a Violence Against Women Act (VAWA-STOP) grant which is used to develop and provide educational courses for law enforcement, court clerks, prosecutors, judges, and advocates on the topics of domestic violence, sex crimes, stalking, strangulation, and human trafficking. Other duties include assisting local prosecutors in the prosecution of cases as needed and serving as a resource for law enforcement, judges, and other court personnel when questions arise.

The Mississippi State Department of Health has awarded funding through the Office Against Interpersonal Violence to the Attorney General's Crime Victim Compensation Division. The Mississippi State Department of Health sub- grant is a VOCA Victim Assistance grant which is used to provide advocacy and support for victims of all crime types.

The Attorney General's Office has entered into an agreement with the FBI in a collaborative effort to provide services in the enforcement of crimes against children laws.

The Attorney General's Office has entered into an agreement with the FDA in a collaborative effort to provide services in the enforcement of food and drug laws.

**OTHER SPECIAL FUNDS**

The Attorney General Special Funds consist of monies, which may be limited or restricted by federal or State law, by court order, by grant conditions or other limitations. These sources include monies such as Medicaid fraud penalties, court ordered settlements and restitution, MSDH Tobacco Funding, indirect costs recovered on federal grants, MS EdNet funding, and the Janet D. Steiger funds designated as a fellowship for law student internships.



**NARRATIVE OF SPECIAL FUNDS DETAIL AND TREASURY  
FUND/BANK ACCOUNTS**

Attorney General (070-00)

---

Name of Agency

**TREASURY FUND / BANK**

Attorney General's Office Imprest Fund, Community Bank, is the agency's petty cash account used for general authorized expenditures.

Attorney General's Office Investigation Fund, Community Bank, is an imprest fund utilized for costs (often confidential in nature) related to drug investigations, white-collar crime, cyber crime, consumer and Medicaid Fraud cases.

The Attorney General Sponsorship Fund, Trustmark Bank, is used for programs and events that support state law enforcement officers.

Attorney General's Cafeteria Plan Checking, Bancorpsouth, is established in order to pay reimbursements to employees participating in the Cafeteria Plan. Funds are deposited into the account each month from employee payroll deductions. Documentation is submitted to the plan administrator and checks are processed by the plan administrator. This office receives the checks from the plan administrator and distributes them to appropriate employees.

The Attorney General Contingent Fund, Trustmark Bank, is used for the purpose of holding and distributing monies, expenses, and fees from judgments, settlements, restitution, and penalties, etc.

**CONTINUATION AND EXPANDED TOTAL REQUEST**

Attorney General (070-00)

SUMMARY OF ALL PROGRAMS

Name of Agency	Program				
	FY 2024 Actual				
	(1) General	(2) State Support Special	(3) Federal	(4) Other Special	(5) Total
Salaries,Wages & Fringe	23,574,804		3,206,636	857,855	27,639,295
Travel	446,890		189,970	110,758	747,618
Contractual Services	2,352,697		292,519	87,652	2,732,868
Commodities	661,843		185,098	11,806	858,747
Other Than Equipment					
Equipment	341,574		46,636	14,400	402,610
Vehicles	300,140		100,963		401,103
Wireless Communication Devices					
Subsidies, Loans & Grants	1,293,165		77,004	2,024,464	3,394,633
<b>Total</b>	<b>28,971,113</b>		<b>4,098,826</b>	<b>3,106,935</b>	<b>36,176,874</b>
No. of Positions (FTE)	239.00		39.00	8.00	286.00

	FY 2025 Estimated				
	(6) General	(7) State Support Special	(8) Federal	(9) Other Special	(10) Total
Salaries,Wages & Fringe	25,809,135		3,409,640	1,178,513	30,397,288
Travel	390,000		276,257	80,000	746,257
Contractual Services	3,003,000		640,215	1,257,030	4,900,245
Commodities	577,000		204,102	29,500	810,602
Other Than Equipment					
Equipment	91,820		50,000		141,820
Vehicles	350,000		65,000	6,250	421,250
Wireless Communication Devices					
Subsidies, Loans & Grants	3,634,489		36,523	2,500,000	6,171,012
<b>Total</b>	<b>33,855,444</b>		<b>4,681,737</b>	<b>5,051,293</b>	<b>43,588,474</b>
No. of Positions (FTE)	249.00		41.00	8.00	298.00

	FY 2026 Increase/Decrease for Continuation				
	(11) General	(12) State Support Special	(13) Federal	(14) Other Special	(15) Total
Salaries,Wages & Fringe	1,103,645		144,823		1,248,468
Travel					
Contractual Services	50,000				50,000
Commodities					
Other Than Equipment					
Equipment					
Vehicles					
Wireless Communication Devices					
Subsidies, Loans & Grants	(2,500,000)				(2,500,000)
<b>Total</b>	<b>(1,346,355)</b>		<b>144,823</b>		<b>(1,201,532)</b>
No. of Positions (FTE)					

Note: FY2026 Total Request = FY2025 Estimated + FY2026 Incr(Decr) for Continuation + FY2026 Expansion/Reduction of Existing Activities + FY2026 New Activities.

**CONTINUATION AND EXPANDED TOTAL REQUEST**

Attorney General (070-00)

SUMMARY OF ALL PROGRAMS

Name of Agency	Program				
	<b>FY 2026 Expansion/Reduction of Existing Activities</b>				
	(16) General	(17) State Support Special	(18) Federal	(19) Other Special	(20) Total
Salaries,Wages & Fringe	299,000				299,000
Travel					
Contractual Services					
Commodities					
Other Than Equipment					
Equipment					
Vehicles					
Wireless Communication Devices					
Subsidies, Loans & Grants					
<b>Total</b>	<b>299,000</b>				<b>299,000</b>
No. of Positions (FTE)	3.00				3.00

	<b>FY 2026 New Activities (*)</b>				
	(21) General	(22) State Support Special	(23) Federal	(24) Other Special	(25) Total
Salaries,Wages & Fringe					
Travel					
Contractual Services					
Commodities					
Other Than Equipment					
Equipment					
Vehicles					
Wireless Communication Devices					
Subsidies, Loans & Grants					
<b>Total</b>					
No. of Positions (FTE)					

	<b>FY 2026 Total Request</b>				
	(26) General	(27) State Support Special	(28) Federal	(29) Other Special	(30) Total
Salaries,Wages & Fringe	27,211,780		3,554,463	1,178,513	31,944,756
Travel	390,000		276,257	80,000	746,257
Contractual Services	3,053,000		640,215	1,257,030	4,950,245
Commodities	577,000		204,102	29,500	810,602
Other Than Equipment					
Equipment	91,820		50,000		141,820
Vehicles	350,000		65,000	6,250	421,250
Wireless Communication Devices					
Subsidies, Loans & Grants	1,134,489		36,523	2,500,000	3,671,012
<b>Total</b>	<b>32,808,089</b>		<b>4,826,560</b>	<b>5,051,293</b>	<b>42,685,942</b>
No. of Positions (FTE)	252.00		41.00	8.00	301.00

Note: FY2026 Total Request = FY2025 Estimated + FY2026 Incr(Decr) for Continuation + FY2026 Expansion/Reduction of Existing Activities + FY2026 New Activities.

**SUMMARY OF PROGRAMS  
FORM MBR-1-03sum**

Attorney General (070-00)

Name of Agency

FUNDING REQUESTED FISCAL YEAR 2026

	PROGRAM	GENERAL	ST. SUPP. SPECIAL	FEDERAL	OTHER SPECIAL	TOTAL
1.	Supportive Services	4,130,887			21,224	4,152,111
2.	Training	1,607,517		142,042	8,875	1,758,434
3.	Litigation	5,833,558			174,583	6,008,141
4.	Opinions	919,187			6,872	926,059
5.	State Agency Contracts	5,912,098			679,849	6,591,947
6.	Insurance Integrity Enforcement	204,590			582	205,172
7.	Other Mandated Programs	13,392,532		4,510,408	1,629,722	19,532,662
8.	Crime Victims Compensation	807,720		174,110	2,529,586	3,511,416
	Summary of All Programs	32,808,089		4,826,560	5,051,293	42,685,942

**CONTINUATION AND EXPANDED REQUEST**

Program 1 of 8  
Supportive Services

Attorney General (070-00)

Name of Agency	FY 2024 Actual				
	(1)	(2)	(3)	(4)	(5)
	General	State Support Special	Federal	Other Special	Total
Salaries,Wages & Fringe	3,039,227			124	3,039,351
Travel	37,498			3,663	41,161
Contractual Services	332,379			1,185	333,564
Commodities	65,733			566	66,299
Other Than Equipment					
Equipment	11,181				11,181
Vehicles					
Wireless Communication Devices					
Subsidies, Loans & Grants	107,507				107,507
<b>Total</b>	<b>3,593,525</b>			<b>5,538</b>	<b>3,599,063</b>
No. of Positions (FTE)	35.00				35.00

Name of Agency	FY 2025 Estimated				
	(6)	(7)	(8)	(9)	(10)
	General	State Support Special	Federal	Other Special	Total
Salaries,Wages & Fringe	3,327,273			170	3,327,443
Travel	32,724			2,646	35,370
Contractual Services	424,251			16,994	441,245
Commodities	57,307			1,414	58,721
Other Than Equipment					
Equipment	2,736				2,736
Vehicles					
Wireless Communication Devices					
Subsidies, Loans & Grants	94,316				94,316
<b>Total</b>	<b>3,938,607</b>			<b>21,224</b>	<b>3,959,831</b>
No. of Positions (FTE)	35.00				35.00

Name of Agency	FY 2026 Increase/Decrease for Continuation				
	(11)	(12)	(13)	(14)	(15)
	General	State Support Special	Federal	Other Special	Total
Salaries,Wages & Fringe	142,280				142,280
Travel					
Contractual Services	50,000				50,000
Commodities					
Other Than Equipment					
Equipment					
Vehicles					
Wireless Communication Devices					
Subsidies, Loans & Grants					
<b>Total</b>	<b>192,280</b>				<b>192,280</b>
No. of Positions (FTE)					

Note: FY2026 Total Request = FY2025 Estimated + FY2026 Incr(Decr) for Continuation + FY2026 Expansion/Reduction of Existing Activities + FY2026 New Activities.

CONTINUATION AND EXPANDED REQUEST

Program 1 of 8  
Supportive Services

Attorney General (070-00)

	FY 2026 Expansion/Reduction of Existing Activities				
	(16) General	(17) State Support Special	(18) Federal	(19) Other Special	(20) Total
Salaries,Wages & Fringe					
Travel					
Contractual Services					
Commodities					
Other Than Equipment					
Equipment					
Vehicles					
Wireless Communication Devices					
Subsidies, Loans & Grants					
<b>Total</b>					
No. of Positions (FTE)					

	FY 2026 New Activities (*)				
	(21) General	(22) State Support Special	(23) Federal	(24) Other Special	(25) Total
Salaries,Wages & Fringe					
Travel					
Contractual Services					
Commodities					
Other Than Equipment					
Equipment					
Vehicles					
Wireless Communication Devices					
Subsidies, Loans & Grants					
<b>Total</b>					
No. of Positions (FTE)					

	FY 2026 Total Request				
	(26) General	(27) State Support Special	(28) Federal	(29) Other Special	(30) Total
Salaries,Wages & Fringe	3,469,553			170	3,469,723
Travel	32,724			2,646	35,370
Contractual Services	474,251			16,994	491,245
Commodities	57,307			1,414	58,721
Other Than Equipment					
Equipment	2,736				2,736
Vehicles					
Wireless Communication Devices					
Subsidies, Loans & Grants	94,316				94,316
<b>Total</b>	<b>4,130,887</b>			<b>21,224</b>	<b>4,152,111</b>
No. of Positions (FTE)	35.00				35.00

Note: FY2026 Total Request = FY2025 Estimated + FY2026 Incr(Decr) for Continuation + FY2026 Expansion/Reduction of Existing Activities + FY2026 New Activities.

CONTINUATION AND EXPANDED REQUEST

Program 2 of 8

Attorney General (070-00)

Training

Name of Agency	FY 2024 Actual				
	(1)	(2)	(3)	(4)	(5)
	General	State Support Special	Federal	Other Special	Total
Salaries,Wages & Fringe	696,301		91,299	55	787,655
Travel	115,703		4,002	3,697	123,402
Contractual Services	446,763		945	39	447,747
Commodities	137,364		501	2,229	140,094
Other Than Equipment					
Equipment	2,744				2,744
Vehicles					
Wireless Communication Devices					
Subsidies, Loans & Grants	23,908		77,004		100,912
<b>Total</b>	<b>1,422,783</b>		<b>173,751</b>	<b>6,020</b>	<b>1,602,554</b>
No. of Positions (FTE)	8.00				8.00

Name of Agency	FY 2025 Estimated				
	(6)	(7)	(8)	(9)	(10)
	General	State Support Special	Federal	Other Special	Total
Salaries,Wages & Fringe	762,294		97,079	76	859,449
Travel	100,974		5,820	2,670	109,464
Contractual Services	570,252		2,068	559	572,879
Commodities	119,755		552	5,570	125,877
Other Than Equipment					
Equipment	671				671
Vehicles					
Wireless Communication Devices					
Subsidies, Loans & Grants	20,974		36,523		57,497
<b>Total</b>	<b>1,574,920</b>		<b>142,042</b>	<b>8,875</b>	<b>1,725,837</b>
No. of Positions (FTE)	8.00				8.00

Name of Agency	FY 2026 Increase/Decrease for Continuation				
	(11)	(12)	(13)	(14)	(15)
	General	State Support Special	Federal	Other Special	Total
Salaries,Wages & Fringe	32,597				32,597
Travel					
Contractual Services					
Commodities					
Other Than Equipment					
Equipment					
Vehicles					
Wireless Communication Devices					
Subsidies, Loans & Grants					
<b>Total</b>	<b>32,597</b>				<b>32,597</b>
No. of Positions (FTE)					

Note: FY2026 Total Request = FY2025 Estimated + FY2026 Incr(Decr) for Continuation + FY2026 Expansion/Reduction of Existing Activities + FY2026 New Activities.

CONTINUATION AND EXPANDED REQUEST

Attorney General (070-00)

Training

Name of Agency

Program

	FY 2026 Expansion/Reduction of Existing Activities				
	(16) General	(17) State Support Special	(18) Federal	(19) Other Special	(20) Total
Salaries,Wages & Fringe					
Travel					
Contractual Services					
Commodities					
Other Than Equipment					
Equipment					
Vehicles					
Wireless Communication Devices					
Subsidies, Loans & Grants					
<b>Total</b>					
No. of Positions (FTE)					

	FY 2026 New Activities (*)				
	(21) General	(22) State Support Special	(23) Federal	(24) Other Special	(25) Total
Salaries,Wages & Fringe					
Travel					
Contractual Services					
Commodities					
Other Than Equipment					
Equipment					
Vehicles					
Wireless Communication Devices					
Subsidies, Loans & Grants					
<b>Total</b>					
No. of Positions (FTE)					

	FY 2026 Total Request				
	(26) General	(27) State Support Special	(28) Federal	(29) Other Special	(30) Total
Salaries,Wages & Fringe	794,891		97,079	76	892,046
Travel	100,974		5,820	2,670	109,464
Contractual Services	570,252		2,068	559	572,879
Commodities	119,755		552	5,570	125,877
Other Than Equipment					
Equipment	671				671
Vehicles					
Wireless Communication Devices					
Subsidies, Loans & Grants	20,974		36,523		57,497
<b>Total</b>	<b>1,607,517</b>		<b>142,042</b>	<b>8,875</b>	<b>1,758,434</b>
No. of Positions (FTE)	8.00				8.00

Note: FY2026 Total Request = FY2025 Estimated + FY2026 Incr(Decr) for Continuation + FY2026 Expansion/Reduction of Existing Activities + FY2026 New Activities.



CONTINUATION AND EXPANDED REQUEST

Program 3 of 8

Attorney General (070-00)

Litigation

Name of Agency	FY 2024 Actual				
	(1) General	(2) State Support Special	(3) Federal	(4) Other Special	(5) Total
Salaries,Wages & Fringe	4,753,559			176	4,753,735
Travel	21,097			585	21,682
Contractual Services	290,292			12,107	302,399
Commodities	18,190			116	18,306
Other Than Equipment					
Equipment	8,742				8,742
Vehicles					
Wireless Communication Devices					
Subsidies, Loans & Grants					
<b>Total</b>	<b>5,091,880</b>			<b>12,984</b>	<b>5,104,864</b>
No. of Positions (FTE)	39.00				39.00

	FY 2025 Estimated				
	(6) General	(7) State Support Special	(8) Federal	(9) Other Special	(10) Total
Salaries,Wages & Fringe	5,204,083			242	5,204,325
Travel	18,411			423	18,834
Contractual Services	370,531			173,628	544,159
Commodities	15,858			290	16,148
Other Than Equipment					
Equipment	2,139				2,139
Vehicles					
Wireless Communication Devices					
Subsidies, Loans & Grants					
<b>Total</b>	<b>5,611,022</b>			<b>174,583</b>	<b>5,785,605</b>
No. of Positions (FTE)	39.00				39.00

	FY 2026 Increase/Decrease for Continuation				
	(11) General	(12) State Support Special	(13) Federal	(14) Other Special	(15) Total
Salaries,Wages & Fringe	222,536				222,536
Travel					
Contractual Services					
Commodities					
Other Than Equipment					
Equipment					
Vehicles					
Wireless Communication Devices					
Subsidies, Loans & Grants					
<b>Total</b>	<b>222,536</b>				<b>222,536</b>
No. of Positions (FTE)					

Note: FY2026 Total Request = FY2025 Estimated + FY2026 Incr(Decr) for Continuation + FY2026 Expansion/Reduction of Existing Activities + FY2026 New Activities.

CONTINUATION AND EXPANDED REQUEST

Attorney General (070-00)

Litigation

Name of Agency	FY 2026 Expansion/Reduction of Existing Activities				
	(16) General	(17) State Support Special	(18) Federal	(19) Other Special	(20) Total
Salaries,Wages & Fringe					
Travel					
Contractual Services					
Commodities					
Other Than Equipment					
Equipment					
Vehicles					
Wireless Communication Devices					
Subsidies, Loans & Grants					
<b>Total</b>					
No. of Positions (FTE)					

	FY 2026 New Activities (*)				
	(21) General	(22) State Support Special	(23) Federal	(24) Other Special	(25) Total
Salaries,Wages & Fringe					
Travel					
Contractual Services					
Commodities					
Other Than Equipment					
Equipment					
Vehicles					
Wireless Communication Devices					
Subsidies, Loans & Grants					
<b>Total</b>					
No. of Positions (FTE)					

	FY 2026 Total Request				
	(26) General	(27) State Support Special	(28) Federal	(29) Other Special	(30) Total
Salaries,Wages & Fringe	5,426,619			242	5,426,861
Travel	18,411			423	18,834
Contractual Services	370,531			173,628	544,159
Commodities	15,858			290	16,148
Other Than Equipment					
Equipment	2,139				2,139
Vehicles					
Wireless Communication Devices					
Subsidies, Loans & Grants					
<b>Total</b>	<b>5,833,558</b>			<b>174,583</b>	<b>6,008,141</b>
No. of Positions (FTE)	39.00				39.00

Note: FY2026 Total Request = FY2025 Estimated + FY2026 Incr(Decr) for Continuation + FY2026 Expansion/Reduction of Existing Activities + FY2026 New Activities.

CONTINUATION AND EXPANDED REQUEST

Program 4 of 8

Attorney General (070-00)

Opinions

Name of Agency	FY 2024 Actual				
	(1) General	(2) State Support Special	(3) Federal	(4) Other Special	(5) Total
Salaries,Wages & Fringe	749,331			28	749,359
Travel	1,824				1,824
Contractual Services	45,297			475	45,772
Commodities	4,602			9	4,611
Other Than Equipment					
Equipment	1,375				1,375
Vehicles					
Wireless Communication Devices					
Subsidies, Loans & Grants					
<b>Total</b>	<b>802,429</b>			<b>512</b>	<b>802,941</b>
No. of Positions (FTE)	7.00				7.00

	FY 2025 Estimated				
	(6) General	(7) State Support Special	(8) Federal	(9) Other Special	(10) Total
Salaries,Wages & Fringe	820,350			38	820,388
Travel	1,592				1,592
Contractual Services	57,817			6,812	64,629
Commodities	4,012			22	4,034
Other Than Equipment					
Equipment	336				336
Vehicles					
Wireless Communication Devices					
Subsidies, Loans & Grants					
<b>Total</b>	<b>884,107</b>			<b>6,872</b>	<b>890,979</b>
No. of Positions (FTE)	7.00				7.00

	FY 2026 Increase/Decrease for Continuation				
	(11) General	(12) State Support Special	(13) Federal	(14) Other Special	(15) Total
Salaries,Wages & Fringe	35,080				35,080
Travel					
Contractual Services					
Commodities					
Other Than Equipment					
Equipment					
Vehicles					
Wireless Communication Devices					
Subsidies, Loans & Grants					
<b>Total</b>	<b>35,080</b>				<b>35,080</b>
No. of Positions (FTE)					

Note: FY2026 Total Request = FY2025 Estimated + FY2026 Incr(Decr) for Continuation + FY2026 Expansion/Reduction of Existing Activities + FY2026 New Activities.

CONTINUATION AND EXPANDED REQUEST

Attorney General (070-00)

Opinions

Name of Agency	FY 2026 Expansion/Reduction of Existing Activities				
	(16) General	(17) State Support Special	(18) Federal	(19) Other Special	(20) Total
Salaries,Wages & Fringe					
Travel					
Contractual Services					
Commodities					
Other Than Equipment					
Equipment					
Vehicles					
Wireless Communication Devices					
Subsidies, Loans & Grants					
<b>Total</b>					
No. of Positions (FTE)					

	FY 2026 New Activities (*)				
	(21) General	(22) State Support Special	(23) Federal	(24) Other Special	(25) Total
Salaries,Wages & Fringe					
Travel					
Contractual Services					
Commodities					
Other Than Equipment					
Equipment					
Vehicles					
Wireless Communication Devices					
Subsidies, Loans & Grants					
<b>Total</b>					
No. of Positions (FTE)					

	FY 2026 Total Request				
	(26) General	(27) State Support Special	(28) Federal	(29) Other Special	(30) Total
Salaries,Wages & Fringe	855,430			38	855,468
Travel	1,592				1,592
Contractual Services	57,817			6,812	64,629
Commodities	4,012			22	4,034
Other Than Equipment					
Equipment	336				336
Vehicles					
Wireless Communication Devices					
Subsidies, Loans & Grants					
<b>Total</b>	<b>919,187</b>			<b>6,872</b>	<b>926,059</b>
No. of Positions (FTE)	7.00				7.00

Note: FY2026 Total Request = FY2025 Estimated + FY2026 Incr(Decr) for Continuation + FY2026 Expansion/Reduction of Existing Activities + FY2026 New Activities.

CONTINUATION AND EXPANDED REQUEST

Attorney General (070-00)

State Agency Contracts

Name of Agency	FY 2024 Actual				
	(1) General	(2) State Support Special	(3) Federal	(4) Other Special	(5) Total
Salaries,Wages & Fringe	4,722,647			196,904	4,919,551
Travel	11,478			428	11,906
Contractual Services	317,606			28,511	346,117
Commodities	91,627			62	91,689
Other Than Equipment					
Equipment	104,101				104,101
Vehicles					
Wireless Communication Devices					
Subsidies, Loans & Grants					
<b>Total</b>	<b>5,247,459</b>			<b>225,905</b>	<b>5,473,364</b>
No. of Positions (FTE)	41.00				41.00

	FY 2025 Estimated				
	(6) General	(7) State Support Special	(8) Federal	(9) Other Special	(10) Total
Salaries,Wages & Fringe	5,170,242			270,505	5,440,747
Travel	10,017			309	10,326
Contractual Services	405,395			408,880	814,275
Commodities	79,881			155	80,036
Other Than Equipment					
Equipment	25,474				25,474
Vehicles					
Wireless Communication Devices					
Subsidies, Loans & Grants					
<b>Total</b>	<b>5,691,009</b>			<b>679,849</b>	<b>6,370,858</b>
No. of Positions (FTE)	41.00				41.00

	FY 2026 Increase/Decrease for Continuation				
	(11) General	(12) State Support Special	(13) Federal	(14) Other Special	(15) Total
Salaries,Wages & Fringe	221,089				221,089
Travel					
Contractual Services					
Commodities					
Other Than Equipment					
Equipment					
Vehicles					
Wireless Communication Devices					
Subsidies, Loans & Grants					
<b>Total</b>	<b>221,089</b>				<b>221,089</b>
No. of Positions (FTE)					

Note: FY2026 Total Request = FY2025 Estimated + FY2026 Incr(Decr) for Continuation + FY2026 Expansion/Reduction of Existing Activities + FY2026 New Activities.

CONTINUATION AND EXPANDED REQUEST

Attorney General (070-00)

State Agency Contracts

Name of Agency

Program

	FY 2026 Expansion/Reduction of Existing Activities				
	(16) General	(17) State Support Special	(18) Federal	(19) Other Special	(20) Total
Salaries,Wages & Fringe					
Travel					
Contractual Services					
Commodities					
Other Than Equipment					
Equipment					
Vehicles					
Wireless Communication Devices					
Subsidies, Loans & Grants					
<b>Total</b>					
No. of Positions (FTE)					

	FY 2026 New Activities (*)				
	(21) General	(22) State Support Special	(23) Federal	(24) Other Special	(25) Total
Salaries,Wages & Fringe					
Travel					
Contractual Services					
Commodities					
Other Than Equipment					
Equipment					
Vehicles					
Wireless Communication Devices					
Subsidies, Loans & Grants					
<b>Total</b>					
No. of Positions (FTE)					

	FY 2026 Total Request				
	(26) General	(27) State Support Special	(28) Federal	(29) Other Special	(30) Total
Salaries,Wages & Fringe	5,391,331			270,505	5,661,836
Travel	10,017			309	10,326
Contractual Services	405,395			408,880	814,275
Commodities	79,881			155	80,036
Other Than Equipment					
Equipment	25,474				25,474
Vehicles					
Wireless Communication Devices					
Subsidies, Loans & Grants					
<b>Total</b>	<b>5,912,098</b>			<b>679,849</b>	<b>6,591,947</b>
No. of Positions (FTE)	41.00				41.00

Note: FY2026 Total Request = FY2025 Estimated + FY2026 Incr(Decr) for Continuation + FY2026 Expansion/Reduction of Existing Activities + FY2026 New Activities.

CONTINUATION AND EXPANDED REQUEST

Program 6 of 8

Attorney General (070-00)

Insurance Integrity Enforcement

Name of Agency	FY 2024 Actual				
	(1) General	(2) State Support Special	(3) Federal	(4) Other Special	(5) Total
Salaries,Wages & Fringe	168,242			6	168,248
Travel	1,875				1,875
Contractual Services	4,211			20	4,231
Commodities	6,240			115	6,355
Other Than Equipment					
Equipment	310				310
Vehicles					
Wireless Communication Devices					
Subsidies, Loans & Grants					
<b>Total</b>	<b>180,878</b>			<b>141</b>	<b>181,019</b>
No. of Positions (FTE)	2.00				2.00

	FY 2025 Estimated				
	(6) General	(7) State Support Special	(8) Federal	(9) Other Special	(10) Total
Salaries,Wages & Fringe	184,187			8	184,195
Travel	1,636				1,636
Contractual Services	5,375			287	5,662
Commodities	5,440			287	5,727
Other Than Equipment					
Equipment	76				76
Vehicles					
Wireless Communication Devices					
Subsidies, Loans & Grants					
<b>Total</b>	<b>196,714</b>			<b>582</b>	<b>197,296</b>
No. of Positions (FTE)	2.00				2.00

	FY 2026 Increase/Decrease for Continuation				
	(11) General	(12) State Support Special	(13) Federal	(14) Other Special	(15) Total
Salaries,Wages & Fringe	7,876				7,876
Travel					
Contractual Services					
Commodities					
Other Than Equipment					
Equipment					
Vehicles					
Wireless Communication Devices					
Subsidies, Loans & Grants					
<b>Total</b>	<b>7,876</b>				<b>7,876</b>
No. of Positions (FTE)					

Note: FY2026 Total Request = FY2025 Estimated + FY2026 Incr(Decr) for Continuation + FY2026 Expansion/Reduction of Existing Activities + FY2026 New Activities.

CONTINUATION AND EXPANDED REQUEST

Attorney General (070-00)

Insurance Integrity Enforcement

Name of Agency

Program

	FY 2026 Expansion/Reduction of Existing Activities				
	(16) General	(17) State Support Special	(18) Federal	(19) Other Special	(20) Total
Salaries,Wages & Fringe					
Travel					
Contractual Services					
Commodities					
Other Than Equipment					
Equipment					
Vehicles					
Wireless Communication Devices					
Subsidies, Loans & Grants					
<b>Total</b>					
No. of Positions (FTE)					

	FY 2026 New Activities (*)				
	(21) General	(22) State Support Special	(23) Federal	(24) Other Special	(25) Total
Salaries,Wages & Fringe					
Travel					
Contractual Services					
Commodities					
Other Than Equipment					
Equipment					
Vehicles					
Wireless Communication Devices					
Subsidies, Loans & Grants					
<b>Total</b>					
No. of Positions (FTE)					

	FY 2026 Total Request				
	(26) General	(27) State Support Special	(28) Federal	(29) Other Special	(30) Total
Salaries,Wages & Fringe	192,063			8	192,071
Travel	1,636				1,636
Contractual Services	5,375			287	5,662
Commodities	5,440			287	5,727
Other Than Equipment					
Equipment	76				76
Vehicles					
Wireless Communication Devices					
Subsidies, Loans & Grants					
<b>Total</b>	<b>204,590</b>			<b>582</b>	<b>205,172</b>
No. of Positions (FTE)	2.00				2.00

Note: FY2026 Total Request = FY2025 Estimated + FY2026 Incr(Decr) for Continuation + FY2026 Expansion/Reduction of Existing Activities + FY2026 New Activities.



**CONTINUATION AND EXPANDED REQUEST**

Attorney General (070-00)

Other Mandated Programs

Name of Agency	FY 2024 Actual				
	(1)	(2)	(3)	(4)	(5)
	General	State Support Special	Federal	Other Special	Total
Salaries,Wages & Fringe	9,228,883		2,967,423	660,457	12,856,763
Travel	251,483		181,673	102,385	535,541
Contractual Services	870,409		286,737	43,315	1,200,461
Commodities	328,879		184,597	8,405	521,881
Other Than Equipment					
Equipment	203,329		46,636	14,400	264,365
Vehicles	300,140		100,963		401,103
Wireless Communication Devices					
Subsidies, Loans & Grants	607,261				607,261
<b>Total</b>	<b>11,790,384</b>		<b>3,768,029</b>	<b>828,962</b>	<b>16,387,375</b>
No. of Positions (FTE)	98.00		36.00	8.00	142.00

Name of Agency	FY 2025 Estimated				
	(6)	(7)	(8)	(9)	(10)
	General	State Support Special	Federal	Other Special	Total
Salaries,Wages & Fringe	10,103,562		3,155,283	907,330	14,166,175
Travel	219,469		264,191	73,952	557,612
Contractual Services	1,110,996		627,561	621,188	2,359,745
Commodities	286,719		203,550	21,002	511,271
Other Than Equipment					
Equipment	57,992		50,000		107,992
Vehicles	350,000		65,000	6,250	421,250
Wireless Communication Devices					
Subsidies, Loans & Grants	532,748				532,748
<b>Total</b>	<b>12,661,486</b>		<b>4,365,585</b>	<b>1,629,722</b>	<b>18,656,793</b>
No. of Positions (FTE)	108.00		38.00	8.00	154.00

Name of Agency	FY 2026 Increase/Decrease for Continuation				
	(11)	(12)	(13)	(14)	(15)
	General	State Support Special	Federal	Other Special	Total
Salaries,Wages & Fringe	432,046		144,823		576,869
Travel					
Contractual Services					
Commodities					
Other Than Equipment					
Equipment					
Vehicles					
Wireless Communication Devices					
Subsidies, Loans & Grants					
<b>Total</b>	<b>432,046</b>		<b>144,823</b>		<b>576,869</b>
No. of Positions (FTE)					

Note: FY2026 Total Request = FY2025 Estimated + FY2026 Incr(Decr) for Continuation + FY2026 Expansion/Reduction of Existing Activities + FY2026 New Activities.

CONTINUATION AND EXPANDED REQUEST

Attorney General (070-00)

Other Mandated Programs

Name of Agency	FY 2026 Expansion/Reduction of Existing Activities				
	(16) General	(17) State Support Special	(18) Federal	(19) Other Special	(20) Total
Salaries,Wages & Fringe	299,000				299,000
Travel					
Contractual Services					
Commodities					
Other Than Equipment					
Equipment					
Vehicles					
Wireless Communication Devices					
Subsidies, Loans & Grants					
<b>Total</b>	<b>299,000</b>				<b>299,000</b>
No. of Positions (FTE)	3.00				3.00

	FY 2026 New Activities (*)				
	(21) General	(22) State Support Special	(23) Federal	(24) Other Special	(25) Total
Salaries,Wages & Fringe					
Travel					
Contractual Services					
Commodities					
Other Than Equipment					
Equipment					
Vehicles					
Wireless Communication Devices					
Subsidies, Loans & Grants					
<b>Total</b>					
No. of Positions (FTE)					

	FY 2026 Total Request				
	(26) General	(27) State Support Special	(28) Federal	(29) Other Special	(30) Total
Salaries,Wages & Fringe	10,834,608		3,300,106	907,330	15,042,044
Travel	219,469		264,191	73,952	557,612
Contractual Services	1,110,996		627,561	621,188	2,359,745
Commodities	286,719		203,550	21,002	511,271
Other Than Equipment					
Equipment	57,992		50,000		107,992
Vehicles	350,000		65,000	6,250	421,250
Wireless Communication Devices					
Subsidies, Loans & Grants	532,748				532,748
<b>Total</b>	<b>13,392,532</b>		<b>4,510,408</b>	<b>1,629,722</b>	<b>19,532,662</b>
No. of Positions (FTE)	111.00		38.00	8.00	157.00

Note: FY2026 Total Request = FY2025 Estimated + FY2026 Incr(Decr) for Continuation + FY2026 Expansion/Reduction of Existing Activities + FY2026 New Activities.

CONTINUATION AND EXPANDED REQUEST

Attorney General (070-00)

Crime Victims Compensation

Name of Agency	FY 2024 Actual				
	(1) General	(2) State Support Special	(3) Federal	(4) Other Special	(5) Total
Salaries,Wages & Fringe	216,614		147,914	105	364,633
Travel	5,932		4,295		10,227
Contractual Services	45,740		4,837	2,000	52,577
Commodities	9,208			304	9,512
Other Than Equipment					
Equipment	9,792				9,792
Vehicles					
Wireless Communication Devices					
Subsidies, Loans & Grants	554,489			2,024,464	2,578,953
<b>Total</b>	<b>841,775</b>		<b>157,046</b>	<b>2,026,873</b>	<b>3,025,694</b>
No. of Positions (FTE)	9.00		3.00		12.00

	FY 2025 Estimated				
	(6) General	(7) State Support Special	(8) Federal	(9) Other Special	(10) Total
Salaries,Wages & Fringe	237,144		157,278	144	394,566
Travel	5,177		6,246		11,423
Contractual Services	58,383		10,586	28,682	97,651
Commodities	8,028			760	8,788
Other Than Equipment					
Equipment	2,396				2,396
Vehicles					
Wireless Communication Devices					
Subsidies, Loans & Grants	2,986,451			2,500,000	5,486,451
<b>Total</b>	<b>3,297,579</b>		<b>174,110</b>	<b>2,529,586</b>	<b>6,001,275</b>
No. of Positions (FTE)	9.00		3.00		12.00

	FY 2026 Increase/Decrease for Continuation				
	(11) General	(12) State Support Special	(13) Federal	(14) Other Special	(15) Total
Salaries,Wages & Fringe	10,141				10,141
Travel					
Contractual Services					
Commodities					
Other Than Equipment					
Equipment					
Vehicles					
Wireless Communication Devices					
Subsidies, Loans & Grants	(2,500,000)				(2,500,000)
<b>Total</b>	<b>(2,489,859)</b>				<b>(2,489,859)</b>
No. of Positions (FTE)					

Note: FY2026 Total Request = FY2025 Estimated + FY2026 Incr(Decr) for Continuation + FY2026 Expansion/Reduction of Existing Activities + FY2026 New Activities.

CONTINUATION AND EXPANDED REQUEST

Attorney General (070-00)

Crime Victims Compensation

Name of Agency	FY 2026 Expansion/Reduction of Existing Activities				
	(16) General	(17) State Support Special	(18) Federal	(19) Other Special	(20) Total
Salaries,Wages & Fringe					
Travel					
Contractual Services					
Commodities					
Other Than Equipment					
Equipment					
Vehicles					
Wireless Communication Devices					
Subsidies, Loans & Grants					
<b>Total</b>					
No. of Positions (FTE)					

Name of Agency	FY 2026 New Activities (*)				
	(21) General	(22) State Support Special	(23) Federal	(24) Other Special	(25) Total
Salaries,Wages & Fringe					
Travel					
Contractual Services					
Commodities					
Other Than Equipment					
Equipment					
Vehicles					
Wireless Communication Devices					
Subsidies, Loans & Grants					
<b>Total</b>					
No. of Positions (FTE)					

Name of Agency	FY 2026 Total Request				
	(26) General	(27) State Support Special	(28) Federal	(29) Other Special	(30) Total
Salaries,Wages & Fringe	247,285		157,278	144	404,707
Travel	5,177		6,246		11,423
Contractual Services	58,383		10,586	28,682	97,651
Commodities	8,028			760	8,788
Other Than Equipment					
Equipment	2,396				2,396
Vehicles					
Wireless Communication Devices					
Subsidies, Loans & Grants	486,451			2,500,000	2,986,451
<b>Total</b>	<b>807,720</b>		<b>174,110</b>	<b>2,529,586</b>	<b>3,511,416</b>
No. of Positions (FTE)	9.00		3.00		12.00

Note: FY2026 Total Request = FY2025 Estimated + FY2026 Incr(Decr) for Continuation + FY2026 Expansion/Reduction of Existing Activities + FY2026 New Activities.

**PROGRAM DECISION UNITS**

Attorney General

1 - Supportive Services

Name of Agency

Program Name

	A	B	C	D	E	F	G	
<b>EXPENDITURES</b>	FY 2025 Appropriated	Escalations By DFA	Non-Recurring Items	Salary Progressions	MAMA Program	Total Funding Change	FY 2026 Total Request	
<b>SALARIES</b>	3,327,443			142,280		142,280	3,469,723	
GENERAL	3,327,273			142,280		142,280	3,469,553	
ST. SUP. SPECIAL								
FEDERAL								
OTHER	170						170	
<b>TRAVEL</b>	35,370						35,370	
GENERAL	32,724						32,724	
ST. SUP. SPECIAL								
FEDERAL								
OTHER	2,646						2,646	
<b>CONTRACTUAL</b>	441,245				50,000	50,000	491,245	
GENERAL	424,251				50,000	50,000	474,251	
ST. SUP. SPECIAL								
FEDERAL								
OTHER	16,994						16,994	
<b>COMMODITIES</b>	58,721						58,721	
GENERAL	57,307						57,307	
ST. SUP. SPECIAL								
FEDERAL								
OTHER	1,414						1,414	
<b>CAPTITAL-OTE</b>								
GENERAL								
ST. SUP. SPECIAL								
FEDERAL								
OTHER								
<b>EQUIPMENT</b>	2,736						2,736	
GENERAL	2,736						2,736	
ST. SUP. SPECIAL								
FEDERAL								
OTHER								
<b>VEHICLES</b>								
GENERAL								
ST. SUP. SPECIAL								
FEDERAL								
OTHER								
<b>WIRELESS DEV</b>								
GENERAL								
ST. SUP. SPECIAL								
FEDERAL								
OTHER								
<b>SUBSIDIES</b>	94,316						94,316	
GENERAL	94,316						94,316	
ST. SUP. SPECIAL								
FEDERAL								
OTHER								
<b>TOTAL</b>	3,959,831			142,280	50,000	192,280	4,152,111	

**FUNDING**

GENERAL FUNDS	3,938,607			142,280	50,000	192,280	4,130,887	
ST. SUP. SPCL FUNDS								
FEDERAL FUNDS								
OTHER SP. FUNDS	21,224						21,224	
<b>TOTAL</b>	3,959,831			142,280	50,000	192,280	4,152,111	

**POSITIONS**

GENERAL FTE	35.00						35.00	
ST. SUP. SPCL. FTE								
FEDERAL FTE								
OTHER SP. FTE								
<b>TOTAL</b>	35.00						35.00	

**PRIORITY LEVEL :**

				1	1			
--	--	--	--	---	---	--	--	--

**PROGRAM DECISION UNITS**

Attorney General

2 - Training

Name of Agency

Program Name

	A	B	C	D	E	F		
<b>EXPENDITURES</b>	FY 2025 Appropriated	Escalations By DFA	Non-Recurring Items	Salary Progressions	Total Funding Change	FY 2026 Total Request		
<b>SALARIES</b>	859,449			32,597	32,597	892,046		
GENERAL	762,294			32,597	32,597	794,891		
ST. SUP. SPECIAL								
FEDERAL	97,079					97,079		
OTHER	76					76		
<b>TRAVEL</b>	109,464					109,464		
GENERAL	100,974					100,974		
ST. SUP. SPECIAL								
FEDERAL	5,820					5,820		
OTHER	2,670					2,670		
<b>CONTRACTUAL</b>	572,879					572,879		
GENERAL	570,252					570,252		
ST. SUP. SPECIAL								
FEDERAL	2,068					2,068		
OTHER	559					559		
<b>COMMODITIES</b>	125,877					125,877		
GENERAL	119,755					119,755		
ST. SUP. SPECIAL								
FEDERAL	552					552		
OTHER	5,570					5,570		
<b>CAPTITAL-OTE</b>								
GENERAL								
ST. SUP. SPECIAL								
FEDERAL								
OTHER								
<b>EQUIPMENT</b>	671					671		
GENERAL	671					671		
ST. SUP. SPECIAL								
FEDERAL								
OTHER								
<b>VEHICLES</b>								
GENERAL								
ST. SUP. SPECIAL								
FEDERAL								
OTHER								
<b>WIRELESS DEV</b>								
GENERAL								
ST. SUP. SPECIAL								
FEDERAL								
OTHER								
<b>SUBSIDIES</b>	57,497					57,497		
GENERAL	20,974					20,974		
ST. SUP. SPECIAL								
FEDERAL	36,523					36,523		
OTHER								
<b>TOTAL</b>	1,725,837			32,597	32,597	1,758,434		

**FUNDING**

GENERAL FUNDS	1,574,920			32,597	32,597	1,607,517		
ST. SUP. SPCL FUNDS								
FEDERAL FUNDS	142,042					142,042		
OTHER SP. FUNDS	8,875					8,875		
<b>TOTAL</b>	1,725,837			32,597	32,597	1,758,434		

**POSITIONS**

GENERAL FTE	8.00					8.00		
ST. SUP. SPCL. FTE								
FEDERAL FTE								
OTHER SP. FTE								
<b>TOTAL</b>	8.00					8.00		

**PRIORITY LEVEL :**

				1				
--	--	--	--	---	--	--	--	--

**PROGRAM DECISION UNITS**

Attorney General

3 - Litigation

Name of Agency

Program Name

	A	B	C	D	E	F		
<b>EXPENDITURES</b>	FY 2025 Appropriated	Escalations By DFA	Non-Recurring Items	Salary Progressions	Total Funding Change	FY 2026 Total Request		
<b>SALARIES</b>	5,204,325			222,536	222,536	5,426,861		
GENERAL	5,204,083			222,536	222,536	5,426,619		
ST. SUP. SPECIAL								
FEDERAL								
OTHER	242					242		
<b>TRAVEL</b>	18,834					18,834		
GENERAL	18,411					18,411		
ST. SUP.SPECIAL								
FEDERAL								
OTHER	423					423		
<b>CONTRACTUAL</b>	544,159					544,159		
GENERAL	370,531					370,531		
ST. SUP. SPECIAL								
FEDERAL								
OTHER	173,628					173,628		
<b>COMMODITIES</b>	16,148					16,148		
GENERAL	15,858					15,858		
ST. SUP. SPECIAL								
FEDERAL								
OTHER	290					290		
<b>CAPTITAL-OTE</b>								
GENERAL								
ST. SUP. SPECIAL								
FEDERAL								
OTHER								
<b>EQUIPMENT</b>	2,139					2,139		
GENERAL	2,139					2,139		
ST. SUP. SPECIAL								
FEDERAL								
OTHER								
<b>VEHICLES</b>								
GENERAL								
ST. SUP. SPECIAL								
FEDERAL								
OTHER								
<b>WIRELESS DEV</b>								
GENERAL								
ST. SUP. SPECIAL								
FEDERAL								
OTHER								
<b>SUBSIDIES</b>								
GENERAL								
ST. SUP. SPECIAL								
FEDERAL								
OTHER								
<b>TOTAL</b>	5,785,605			222,536	222,536	6,008,141		

**FUNDING**

GENERAL FUNDS	5,611,022			222,536	222,536	5,833,558		
ST. SUP. SPCL FUNDS								
FEDERAL FUNDS								
OTHER SP. FUNDS	174,583					174,583		
<b>TOTAL</b>	5,785,605			222,536	222,536	6,008,141		

**POSITIONS**

GENERAL FTE	39.00					39.00		
ST. SUP. SPCL. FTE								
FEDERAL FTE								
OTHER SP. FTE								
<b>TOTAL</b>	39.00					39.00		

**PRIORITY LEVEL :**

				1				
--	--	--	--	---	--	--	--	--

**PROGRAM DECISION UNITS**

Attorney General

4 - Opinions

Name of Agency

Program Name

	A	B	C	D	E	F		
<b>EXPENDITURES</b>	FY 2025 Appropriated	Escalations By DFA	Non-Recurring Items	Salary Progressions	Total Funding Change	FY 2026 Total Request		
<b>SALARIES</b>	820,388			35,080	35,080	855,468		
GENERAL	820,350			35,080	35,080	855,430		
ST. SUP. SPECIAL								
FEDERAL								
OTHER	38					38		
<b>TRAVEL</b>	1,592					1,592		
GENERAL	1,592					1,592		
ST. SUP. SPECIAL								
FEDERAL								
OTHER								
<b>CONTRACTUAL</b>	64,629					64,629		
GENERAL	57,817					57,817		
ST. SUP. SPECIAL								
FEDERAL								
OTHER	6,812					6,812		
<b>COMMODITIES</b>	4,034					4,034		
GENERAL	4,012					4,012		
ST. SUP. SPECIAL								
FEDERAL								
OTHER	22					22		
<b>CAPTITAL-OTE</b>								
GENERAL								
ST. SUP. SPECIAL								
FEDERAL								
OTHER								
<b>EQUIPMENT</b>	336					336		
GENERAL	336					336		
ST. SUP. SPECIAL								
FEDERAL								
OTHER								
<b>VEHICLES</b>								
GENERAL								
ST. SUP. SPECIAL								
FEDERAL								
OTHER								
<b>WIRELESS DEV</b>								
GENERAL								
ST. SUP. SPECIAL								
FEDERAL								
OTHER								
<b>SUBSIDIES</b>								
GENERAL								
ST. SUP. SPECIAL								
FEDERAL								
OTHER								
<b>TOTAL</b>	890,979			35,080	35,080	926,059		

**FUNDING**

GENERAL FUNDS	884,107			35,080	35,080	919,187		
ST. SUP. SPCL FUNDS								
FEDERAL FUNDS								
OTHER SP. FUNDS	6,872					6,872		
<b>TOTAL</b>	890,979			35,080	35,080	926,059		

**POSITIONS**

GENERAL FTE	7.00					7.00		
ST. SUP. SPCL. FTE								
FEDERAL FTE								
OTHER SP. FTE								
<b>TOTAL</b>	7.00					7.00		

**PRIORITY LEVEL :**

				1				
--	--	--	--	---	--	--	--	--



**PROGRAM DECISION UNITS**

Attorney General

5 - State Agency Contracts

Name of Agency

Program Name

	A	B	C	D	E	F		
<b>EXPENDITURES</b>	FY 2025 Appropriated	Escalations By DFA	Non-Recurring Items	Salary Progressions	Total Funding Change	FY 2026 Total Request		
<b>SALARIES</b>	5,440,747			221,089	221,089	5,661,836		
GENERAL	5,170,242			221,089	221,089	5,391,331		
ST. SUP. SPECIAL								
FEDERAL								
OTHER	270,505					270,505		
<b>TRAVEL</b>	10,326					10,326		
GENERAL	10,017					10,017		
ST. SUP. SPECIAL								
FEDERAL								
OTHER	309					309		
<b>CONTRACTUAL</b>	814,275					814,275		
GENERAL	405,395					405,395		
ST. SUP. SPECIAL								
FEDERAL								
OTHER	408,880					408,880		
<b>COMMODITIES</b>	80,036					80,036		
GENERAL	79,881					79,881		
ST. SUP. SPECIAL								
FEDERAL								
OTHER	155					155		
<b>CAPTITAL-OTE</b>								
GENERAL								
ST. SUP. SPECIAL								
FEDERAL								
OTHER								
<b>EQUIPMENT</b>	25,474					25,474		
GENERAL	25,474					25,474		
ST. SUP. SPECIAL								
FEDERAL								
OTHER								
<b>VEHICLES</b>								
GENERAL								
ST. SUP. SPECIAL								
FEDERAL								
OTHER								
<b>WIRELESS DEV</b>								
GENERAL								
ST. SUP. SPECIAL								
FEDERAL								
OTHER								
<b>SUBSIDIES</b>								
GENERAL								
ST. SUP. SPECIAL								
FEDERAL								
OTHER								
<b>TOTAL</b>	6,370,858			221,089	221,089	6,591,947		

**FUNDING**

GENERAL FUNDS	5,691,009			221,089	221,089	5,912,098		
ST. SUP. SPCL FUNDS								
FEDERAL FUNDS								
OTHER SP. FUNDS	679,849					679,849		
<b>TOTAL</b>	6,370,858			221,089	221,089	6,591,947		

**POSITIONS**

GENERAL FTE	41.00					41.00		
ST. SUP. SPCL. FTE								
FEDERAL FTE								
OTHER SP. FTE								
<b>TOTAL</b>	41.00					41.00		

**PRIORITY LEVEL :**

				1				
--	--	--	--	---	--	--	--	--

**PROGRAM DECISION UNITS**

Attorney General

6 - Insurance Integrity Enforcement

Name of Agency

Program Name

	A	B	C	D	E	F		
<b>EXPENDITURES</b>	FY 2025 Appropriated	Escalations By DFA	Non-Recurring Items	Salary Progressions	Total Funding Change	FY 2026 Total Request		
<b>SALARIES</b>	184,195			7,876	7,876	192,071		
GENERAL	184,187			7,876	7,876	192,063		
ST. SUP. SPECIAL								
FEDERAL								
OTHER	8					8		
<b>TRAVEL</b>	1,636					1,636		
GENERAL	1,636					1,636		
ST. SUP. SPECIAL								
FEDERAL								
OTHER								
<b>CONTRACTUAL</b>	5,662					5,662		
GENERAL	5,375					5,375		
ST. SUP. SPECIAL								
FEDERAL								
OTHER	287					287		
<b>COMMODITIES</b>	5,727					5,727		
GENERAL	5,440					5,440		
ST. SUP. SPECIAL								
FEDERAL								
OTHER	287					287		
<b>CAPTITAL-OTE</b>								
GENERAL								
ST. SUP. SPECIAL								
FEDERAL								
OTHER								
<b>EQUIPMENT</b>	76					76		
GENERAL	76					76		
ST. SUP. SPECIAL								
FEDERAL								
OTHER								
<b>VEHICLES</b>								
GENERAL								
ST. SUP. SPECIAL								
FEDERAL								
OTHER								
<b>WIRELESS DEV</b>								
GENERAL								
ST. SUP. SPECIAL								
FEDERAL								
OTHER								
<b>SUBSIDIES</b>								
GENERAL								
ST. SUP. SPECIAL								
FEDERAL								
OTHER								
<b>TOTAL</b>	197,296			7,876	7,876	205,172		

**FUNDING**

GENERAL FUNDS	196,714			7,876	7,876	204,590		
ST. SUP. SPCL FUNDS								
FEDERAL FUNDS								
OTHER SP. FUNDS	582					582		
<b>TOTAL</b>	197,296			7,876	7,876	205,172		

**POSITIONS**

GENERAL FTE	2.00					2.00		
ST. SUP. SPCL. FTE								
FEDERAL FTE								
OTHER SP. FTE								
<b>TOTAL</b>	2.00					2.00		

**PRIORITY LEVEL :**

				1				
--	--	--	--	---	--	--	--	--

**PROGRAM DECISION UNITS**

Attorney General

7 - Other Mandated Programs

Name of Agency

Program Name

	A	B	C	D	E	F	G	
<b>EXPENDITURES</b>	FY 2025 Appropriated	Escalations By DFA	Non-Recurring Items	Salary Progressions	Other Mandated Programs	Total Funding Change	FY 2026 Total Request	
<b>SALARIES</b>	14,166,175			576,869	299,000	875,869	15,042,044	
GENERAL	10,103,562			432,046	299,000	731,046	10,834,608	
ST. SUP. SPECIAL								
FEDERAL	3,155,283			144,823		144,823	3,300,106	
OTHER	907,330						907,330	
<b>TRAVEL</b>	557,612						557,612	
GENERAL	219,469						219,469	
ST. SUP. SPECIAL								
FEDERAL	264,191						264,191	
OTHER	73,952						73,952	
<b>CONTRACTUAL</b>	2,359,745						2,359,745	
GENERAL	1,110,996						1,110,996	
ST. SUP. SPECIAL								
FEDERAL	627,561						627,561	
OTHER	621,188						621,188	
<b>COMMODITIES</b>	511,271						511,271	
GENERAL	286,719						286,719	
ST. SUP. SPECIAL								
FEDERAL	203,550						203,550	
OTHER	21,002						21,002	
<b>CAPTITAL-OTE</b>								
GENERAL								
ST. SUP. SPECIAL								
FEDERAL								
OTHER								
<b>EQUIPMENT</b>	107,992						107,992	
GENERAL	57,992						57,992	
ST. SUP. SPECIAL								
FEDERAL	50,000						50,000	
OTHER								
<b>VEHICLES</b>	421,250						421,250	
GENERAL	350,000						350,000	
ST. SUP. SPECIAL								
FEDERAL	65,000						65,000	
OTHER	6,250						6,250	
<b>WIRELESS DEV</b>								
GENERAL								
ST. SUP. SPECIAL								
FEDERAL								
OTHER								
<b>SUBSIDIES</b>	532,748						532,748	
GENERAL	532,748						532,748	
ST. SUP. SPECIAL								
FEDERAL								
OTHER								
<b>TOTAL</b>	18,656,793			576,869	299,000	875,869	19,532,662	

**FUNDING**

GENERAL FUNDS	12,661,486			432,046	299,000	731,046	13,392,532	
ST. SUP. SPCL FUNDS								
FEDERAL FUNDS	4,365,585			144,823		144,823	4,510,408	
OTHER SP. FUNDS	1,629,722						1,629,722	
<b>TOTAL</b>	18,656,793			576,869	299,000	875,869	19,532,662	

**POSITIONS**

GENERAL FTE	108.00				3.00	3.00	111.00	
ST. SUP. SPCL. FTE								
FEDERAL FTE	38.00						38.00	
OTHER SP. FTE	8.00						8.00	
<b>TOTAL</b>	154.00				3.00	3.00	157.00	

**PRIORITY LEVEL :**

				1	1			
--	--	--	--	---	---	--	--	--

**PROGRAM DECISION UNITS**

Attorney General

8 - Crime Victims Compensation

Name of Agency

Program Name

	A	B	C	D	E	F	G	
<b>EXPENDITURES</b>	FY 2025 Appropriated	Escalations By DFA	Non-Recurring Items	Salary Progressions	Victims of HT and Commercial	Total Funding Change	FY 2026 Total Request	
<b>SALARIES</b>	394,566			10,141		10,141	404,707	
GENERAL	237,144			10,141		10,141	247,285	
ST. SUP. SPECIAL								
FEDERAL	157,278						157,278	
OTHER	144						144	
<b>TRAVEL</b>	11,423						11,423	
GENERAL	5,177						5,177	
ST. SUP. SPECIAL								
FEDERAL	6,246						6,246	
OTHER								
<b>CONTRACTUAL</b>	97,651						97,651	
GENERAL	58,383						58,383	
ST. SUP. SPECIAL								
FEDERAL	10,586						10,586	
OTHER	28,682						28,682	
<b>COMMODITIES</b>	8,788						8,788	
GENERAL	8,028						8,028	
ST. SUP. SPECIAL								
FEDERAL								
OTHER	760						760	
<b>CAPTITAL-OTE</b>								
GENERAL								
ST. SUP. SPECIAL								
FEDERAL								
OTHER								
<b>EQUIPMENT</b>	2,396						2,396	
GENERAL	2,396						2,396	
ST. SUP. SPECIAL								
FEDERAL								
OTHER								
<b>VEHICLES</b>								
GENERAL								
ST. SUP. SPECIAL								
FEDERAL								
OTHER								
<b>WIRELESS DEV</b>								
GENERAL								
ST. SUP. SPECIAL								
FEDERAL								
OTHER								
<b>SUBSIDIES</b>	5,486,451					(2,500,000)	2,986,451	
GENERAL	2,986,451					(2,500,000)	486,451	
ST. SUP. SPECIAL								
FEDERAL								
OTHER	2,500,000						2,500,000	
<b>TOTAL</b>	6,001,275			10,141	(2,500,000)	(2,489,859)	3,511,416	

**FUNDING**

GENERAL FUNDS	3,297,579			10,141	(2,500,000)	(2,489,859)	807,720	
ST. SUP. SPCL FUNDS								
FEDERAL FUNDS	174,110						174,110	
OTHER SP. FUNDS	2,529,586						2,529,586	
<b>TOTAL</b>	6,001,275			10,141	(2,500,000)	(2,489,859)	3,511,416	

**POSITIONS**

GENERAL FTE	9.00						9.00	
ST. SUP. SPCL. FTE								
FEDERAL FTE	3.00						3.00	
OTHER SP. FTE								
<b>TOTAL</b>	12.00						12.00	

**PRIORITY LEVEL :**

				1	1			
--	--	--	--	---	---	--	--	--

**PROGRAM NARRATIVE**

Program Data Collected in Accordance with the Mississippi Performance Budget and Strategic Planning Act of 1994  
(To Accompany Form MBR-1-03)

Attorney General

1 - Supportive Services

Name of Agency

Program Name

**I. Program Description:**

The Supportive Services Program provides administrative and technical support in the areas of management (planning, organizing and staffing), finance, personnel, accounting, budgeting, grant management and reporting, information systems, purchasing, payroll, internal auditing, maintenance of law library, management of all legal contracts, and administration of the Law Enforcement Officers and Fire Fighters Disability Benefits Trust Fund. The Law Enforcement Officers and Fire Fighters Disability Benefits Trust Fund was created in Section 45-2-21, Miss. Code Ann. (1972), to provide supplemental compensation not covered by worker's compensation in the form of disability benefits to any actively employed law enforcement officer or volunteer fire fighter or reserve/auxiliary law enforcement officer or volunteer fire fighter who is accidentally or intentionally injured in the line of duty as a direct result of a single incident.

**II. Program Objective:**

The objective of the Supportive Services Program is to provide the necessary administrative support for the Office of the Attorney General to perform its mandated functions as the Chief Legal Officer of the State of Mississippi. The goal of Supportive Services is to provide the necessary support as cost efficiently, timely, and equitably as possible.

**III. Current program activities as supported by the funding in Columns 6-15 (FY 2025 & FY 2026 Increase/Decrease for continuations) of MBR-1-03 and designated Budget Unit Decisions columns of MBR-1-03-A:**

**(D) Salary Progressions:**

The AGO's ability to hire and retain experienced staff in competition with both the private sector and other governmental agencies demonstrates a need for additional funding for salary increases.

**(E) MAMA Program:**

The AGO was tasked with developing a website and mobile application in support of this program with no additional funding. During FY2025, the AGO received \$150,000 of the \$200,000 requested; therefore, an additional \$50,000 is being requested in FY2026 to continue this program as well as make improvements.

**PROGRAM NARRATIVE**

Program Data Collected in Accordance with the Mississippi Performance Budget and Strategic Planning Act of 1994  
(To Accompany Form MBR-1-03)

Attorney General

2 - Training

Name of Agency

Program Name

**I. Program Description:**

The Training Program is charged with the responsibility of providing training for Mississippi Prosecutors. The Program was statutorily created, Section 37-26-1, Miss. Code Ann. (1972), to provide Continuing Legal Education (CLE) and technical assistance training for Mississippi’s state, county, municipal and youth prosecutors. Further, as statutorily dictated in Section 43-21-117, all youth court prosecutors and county prosecuting attorneys who serve as youth court prosecutors shall be required to receive juvenile justice training approved by the Mississippi Attorney General's Office and regular annual continuing education in the field of juvenile justice.

The Program also provides technical assistance for District Attorneys, county prosecuting attorneys, and municipal prosecuting attorneys as provided by Section 37-26-1, Miss. Code Ann. (1972) by training criminal investigators, victim assistance coordinators, and others who provide technical support for District Attorneys, county prosecuting attorneys, and municipal prosecuting attorneys. The Program serves as a liaison for the prosecutors and the Mississippi Legislature, as well as various State, Federal, and local criminal justice agencies and groups.

**II. Program Objective:**

The primary objective of the Training Program is to enhance criminal justice services to the citizens of the State of Mississippi by providing critical, applicable, and timely continuing legal education for State, county, and municipal prosecuting attorneys.

**III. Current program activities as supported by the funding in Columns 6-15 (FY 2025 & FY 2026 Increase/Decrease for continuations) of MBR-1-03 and designated Budget Unit Decisions columns of MBR-1-03-A:**

**(D) Salary Progressions:**

The AGO’s ability to hire and retain experienced staff in competition with both the private sector and other governmental agencies demonstrates a need for additional funding for salary increases.

**PROGRAM NARRATIVE**

Program Data Collected in Accordance with the Mississippi Performance Budget and Strategic Planning Act of 1994  
(To Accompany Form MBR-1-03)

Attorney General

3 - Litigation

Name of Agency

Program Name

**I. Program Description:**

The Attorney General as stated in Section 7-5-1, Miss. Code Ann. (1972), "...shall be the chief legal officer and advisor for the state, both civil and criminal, and is charged with managing all litigation on behalf of the state. "

Civil litigation provides trial and appellate legal representation to the State, State agencies and boards, and State officials and employees sued in their official and individual capacities. Civil actions are as varied as discrimination, personal injury, voting rights, contracts, Section 1983 prisoner litigation, civil rights, and administrative appeals in all state and federal courts.

Criminal litigation represents the State in all criminal appeals from our state courts, all federal actions involving petitions for writs of habeas corpus, and other related proceedings in state and federal courts. The attorneys practice in our state trial courts, the Mississippi Supreme court, the Mississippi Court of Appeals, the United States District Courts of Mississippi, the Fifth Circuit Court of Appeals, and the Supreme Court of the United States. In Mississippi, defendants have a statutory right to appeal their convictions from the circuit court to the Mississippi Supreme Court. The Criminal litigation division files a brief on each of these appeals on behalf of the State, with the goal to preserve felony convictions and sentences. Oral arguments are held at the request of the appellate courts. This division is divided into three teams: (1) Direct Appeals team, which handles all non-death penalty appeals from our state and trial courts, including direct appeals and post-conviction relief appeals; (2) Death Penalty Litigation team, which handles all litigation following a capital murder conviction and imposition of the death penalty including trial and appellate level proceedings in state and federal courts; and (3) Federal Habeas Corpus team, which handles all no-death penalty federal habeas corpus cases in federal courts. This division offers advice and assistance to local District Attorney's offices and also reviews extraditions for the Governor's Office.

The Litigation Program does not solicit its cases and has little control regarding the number of cases which staff must handle.

**II. Program Objective:**

The objective of the Litigation Program is to manage all litigation on behalf of the State in a timely and professional manner and to maintain a docket of such cases.

**III. Current program activities as supported by the funding in Columns 6-15 (FY 2025 & FY 2026 Increase/Decrease for continuations) of MBR-1-03 and designated Budget Unit Decisions columns of MBR-1-03-A:**

**(D) Salary Progressions:**

The AGO's ability to hire and retain experienced staff in competition with both the private sector and other governmental agencies demonstrates a need for additional funding for salary increases.

**PROGRAM NARRATIVE**

Program Data Collected in Accordance with the Mississippi Performance Budget and Strategic Planning Act of 1994  
(To Accompany Form MBR-1-03)

Attorney General

4 - Opinions

Name of Agency

Program Name

**I. Program Description:**

In accordance with Section 7-5-25, Miss. Code Ann. (1972), the Attorney General shall give her opinion, without fee, to any state or local public official. The Opinions Program researches, prepares, and distributes formal written opinions in response to questions of law from all state and local entities, officials, and their attorneys. This division also reviews and approves or disapproves all Interlocal Agreements; fulfills the Statutory Advisor responsibilities including the review and monitoring of the publication of the Mississippi Code and its annual supplements; provides technical and legal assistance and training to local government officials who generate the vast majority of opinion requests; and provides litigation support and expertise on cases as directed by the Attorney General including Voting Rights, separation of powers, and other constitutional cases.

**II. Program Objective:**

The objective of the Opinions Program is to respond to all requests for Official Attorney General Opinions in a timely manner, to respond to requests for assistance by telephone, and to conduct lectures and training seminars for local government attorneys and officials throughout the State. The Statutory Advisor, working with the Joint Legislative Committee for Code Revision and its staff attorneys, must review and monitor the publication of the Mississippi Code and its annual supplements, and review, recommend revision, and prepare summaries of proposed constitutional initiatives within the designated time frame. Interlocal Agreements must be reviewed within the statutory time limit. Litigation support and expertise in various important areas of the law must be provided in a timely and effective manner.

**III. Current program activities as supported by the funding in Columns 6-15 (FY 2025 & FY 2026 Increase/Decrease for continuations) of MBR-1-03 and designated Budget Unit Decisions columns of MBR-1-03-A:**

**(D) Salary Progressions:**

The AGO's ability to hire and retain experienced staff in competition with both the private sector and other governmental agencies demonstrates a need for additional funding for salary increases.



**PROGRAM NARRATIVE**

Program Data Collected in Accordance with the Mississippi Performance Budget and Strategic Planning Act of 1994  
(To Accompany Form MBR-1-03)

Attorney General

5 - State Agency Contracts

Name of Agency

Program Name

**I. Program Description:**

In accordance with Section 7-5-1, et seq., Miss. Code Ann. (1972), and case law explaining the constitutional powers of the Attorney General of Mississippi under Section 173 of the Mississippi Constitution, the Office of the Attorney General is responsible for representing the State, its officials, and the state agencies carrying out the powers of the executive branch of government. The primary responsibility for the State Agency Contracts Program is for each attorney assigned to the Program to handle the day-to-day legal representation of state agencies. Attorneys within this division maintain a record of their time spent for any agency within the Office of the Attorney General’s case management system.

**II. Program Objective:**

The objective of the State Agency Contracts Program is to render such services deemed necessary to assist in advising and in representing the State and its entities and agencies as appropriate. The State Agency Contracts Program ensures an agency that specialization is provided and continuity of services is maintained.

**III. Current program activities as supported by the funding in Columns 6-15 (FY 2025 & FY 2026 Increase/Decrease for continuations) of MBR-1-03 and designated Budget Unit Decisions columns of MBR-1-03-A:**

**(D) Salary Progressions:**

The AGO’s ability to hire and retain experienced staff in competition with both the private sector and other governmental agencies demonstrates a need for additional funding for salary increases.

**PROGRAM NARRATIVE**

Program Data Collected in Accordance with the Mississippi Performance Budget and Strategic Planning Act of 1994  
(To Accompany Form MBR-1-03)

Attorney General

6 - Insurance Integrity Enforcement

Name of Agency

Program Name

**I. Program Description:**

The Insurance Integrity Enforcement Bureau was created during the 1998 Regular Session of the Legislature in House Bill 428. As stated in Section 7-5-301, et seq., Miss. Code Ann. (1972), of the enabling legislation, "The duty of the bureau is to investigate and prosecute claims of insurance abuses and crimes involving insurance."

**II. Program Objective:**

The objective of the Insurance Integrity Enforcement Bureau is to investigate and prosecute claims of insurance abuses and crimes involving insurance.

**III. Current program activities as supported by the funding in Columns 6-15 (FY 2025 & FY 2026 Increase/Decrease for continuations) of MBR-1-03 and designated Budget Unit Decisions columns of MBR-1-03-A:**

**(D) Salary Progressions:**

The AGO's ability to hire and retain experienced staff in competition with both the private sector and other governmental agencies demonstrates a need for additional funding for salary increases.

**PROGRAM NARRATIVE**

Program Data Collected in Accordance with the Mississippi Performance Budget and Strategic Planning Act of 1994  
(To Accompany Form MBR-1-03)

Attorney General

7 - Other Mandated Programs

Name of Agency

Program Name

**I. Program Description:**

The Attorney General's Other Mandated Programs consists of the Medicaid Fraud Control Unit, the Public Integrity Division, the Consumer Protection Division, the Alcohol and Tobacco Enforcement Division, and the Bureau of Victim Assistance. These programs are fully comprehensive law enforcement units staffed by criminal investigators, auditors, and prosecuting attorneys who serve in combating the corrupt, deceptive, and illegal practices of unscrupulous medical providers, public officials, drug traffickers, and business enterprises.

The Medicaid Fraud Control Unit, established by Section 43-13-219, Miss. Code Ann. (1972), is responsible for the statewide investigation and prosecution of fraud committed by Medicaid providers. This Unit is also responsible for the investigation of abuse, neglect, and financial exploitation perpetrated upon vulnerable persons who are residents or patients in health care facilities. Funding for this program is received from a federal grant which reimburses 75% of the operating expenses. The Unit is re-certified annually by the Office of the Inspector General, Health and Human Services.

The Public Integrity Division is charged with the responsibility of conducting official investigations in accordance with Section 7-5-59, Miss. Code Ann. (1972), which details white collar crime and official corruption and assisting district attorneys and local law enforcement officials in the performance of their duties; and with the responsibility of impaneling a statewide grand jury to investigate and charge large-scale drug offenders in accordance with Section 13-7-1, et seq., Miss. Code Ann. (1972). This Division receives complaints and allegations from a variety of sources: state and local officials who have discovered such conduct in the performance of their routine responsibilities; calls and letters from citizens throughout the State who have observed actions that are believed to be improper; and referral of cases from local law enforcement officials and prosecutors which could better be handled by this Division. The Public Integrity Division is comprised of both attorneys and investigators who work closely together to ensure that cases are efficiently prosecuted and also work with the Mississippi Bureau of Narcotics and other state and local law enforcement entities in identifying and dismantling large drug organizations through both criminal prosecution and civil forfeiture actions. The Public Integrity Division serves as the enforcement arm of the Mississippi Charitable Solicitations Act which requires charities to properly register with the Secretary of State's Office. The Vulnerable Persons Investigative Unit and Child Support Prosecution Unit are also a part of the Public Integrity Division. The Vulnerable Persons Unit was created as a part of the Vulnerable Persons Act [Section 43-47-1, et seq., Miss. Code Ann. (1972)] to prosecute those accused of crimes against vulnerable persons and provide training to law enforcement, judges, district attorneys, state agencies and investigators at the Department of Human Services. The unit receives complaints from the Department of Human Services and other law enforcement agencies as well as complaints from other concerned individuals. [Section 43-47-5, et seq., Miss. Code Ann. (1972)] The Child Support Prosecution Unit investigates and criminally prosecutes deadbeat parents for failure to pay court ordered child support in compliance with Sections 43-19-61 and 97-5-3, Miss. Code Ann. (1972).

The Cybercrime Division investigates and prosecutes high technology crimes in compliance with Section 7-5-59, Miss. Code Ann. (1972) to provide a safe electronic environment in Mississippi for the communication of information, ideas and commercial transactions and to protect children from online predators. The Division also provides technical assistance to state, local, and federal law enforcement officials in the investigation of electronic crimes as well as the seizure of computers and other digital evidence. The Division also coordinates with the United States Secret Service to host the Cyber Fraud Task Force for the State. This task force includes state and local partnerships to address technologically facilitated crimes in Mississippi. The Attorney General's Cybercrime Division receives federal funds to establish and operate an Internet Crimes Against Children (ICAC) Task Force. The ICAC Task Force is the umbrella agency for the State of Mississippi for enforcement, investigation, and prosecution of Internet Crimes Against Children. The Task Force is the central training facility for ICAC investigative standards, forensic analysis, and prosecution and provides on-site and in-the-field technical assistance for agencies involved in ICAC cases. The Task Force provides leadership for proactive and reactive investigations and extends outreach into law enforcement, the community, and educational system for prevention and intervention of internet or technological exploitation of children.

The Consumer Protection Division was created in 1974 by Section 75-24-1, et seq., Miss. Code Ann. (1972), as amended. The Consumer Protection Act of 1994 amended and strengthened this Section. Consumer Protection handles a wide range of complaints from citizens located throughout the State of Mississippi. These complaints include, but are not limited to, lottery and sweepstakes scams, new and used car sales, and telemarketing fraud. Consumer Protection fields thousands of calls and emails each year. The Division is also charged with the investigation and prosecution of identity theft, home

repair fraud, and intellectual property crimes, as well as the issuance of Identity Theft Passports [Section 97-45-29, Miss.

**PROGRAM NARRATIVE**

Program Data Collected in Accordance with the Mississippi Performance Budget and Strategic Planning Act of 1994  
(To Accompany Form MBR-1-03)

Code Ann. (1972)]. The Division promotes consumer education through participation in civic group functions, student lectures, law enforcement seminars, and other types of presentations throughout the State, as well as publishes and distributes public education brochures. Mediation of business complaints and investigation of deceptive business practices constitute a large part of the Division's activities. To carry out its mission, Consumer Protection is also authorized to exercise various types of enforcement activities, including subpoenas, cease and desist orders, assurances of voluntary compliance, injunctions, criminal prosecutions, and collection of civil penalties.

The Bureau of Victim Assistance Interpersonal Domestic Violence Division [Section 93-21-31, Miss. Code Ann. (1972)], provides support and training for law enforcement, judges, court personnel, advocates, social workers, students and medical personnel in the areas of domestic violence, dating violence, stalking, strangulation, sexual assault, Domestic Abuse Protection Orders, and related matters including human trafficking and victims' rights. The Division works with other divisions within the Attorney General's Office to accomplish training goals. The Division produces educational and training guides to support its efforts and also works in conjunction with other public entities and non-profit organizations for the promotion of domestic violence prevention and victim assistance. The Division also administers the statewide Domestic Abuse Protection Order Registry [Section 93-21-25, Miss. Code Ann. (1972)] and trains court clerks, dispatch and law enforcement on usage of the Registry as well as the Domestic Violence Uniform Offense Report used by law enforcement to report domestic violence incidents. The Division has a statewide Human Trafficking Victim Services Coordinator who works with other divisions, agencies and non-profits to develop and implement human trafficking legislation and works closely with government partners and private entities developing and implementing a cohesive approach to investigating, prosecuting and ending human trafficking in Mississippi. By service as a resource to all those who come into contact with domestic violence, strangulation, stalking, sexual assault and human trafficking victims, the Division brings the full weight of the State of Mississippi to combat these crimes to achieve the objectives of holding offenders accountable, keeping victims and law enforcement safe, and referring victims to resources and services.

The Alcohol & Tobacco Enforcement Division ensures compliance with state laws that prohibit the sale of tobacco products and alcohol to minors. The FDA Unit which is also a part of the Alcohol & Tobacco Enforcement Division is funded through the Food and Drug Administration and ensures compliance with federal laws that prohibit the sale of tobacco to minors

**II. Program Objective:**

The overall objective of the Attorney General's Other Mandated Programs is to investigate and prosecute all illegal activities relating to Medicaid fraud, elder abuse/neglect/exploitation, drug trafficking, misconduct of public officials and business enterprises, identity theft, cybercrime, child support, and tobacco and alcohol sale to minors. In addition, assistance is provided to United States Attorneys, district attorneys, and federal and local law enforcement agencies in the performance of their duties. Other Mandated Programs addresses juvenile prevention, intervention, and juvenile justice alternatives. The Program is also involved in the war on drugs by utilizing the State's asset forfeiture statutes and providing prosecutors and law enforcement officers with pre-arrest asset investigative assessments and post-arrest legal as well as prosecutorial assistance.

**III. Current program activities as supported by the funding in Columns 6-15 (FY 2025 & FY 2026 Increase/Decrease for continuations) of MBR-1-03 and designated Budget Unit Decisions columns of MBR-1-03-A:****(D) Salary Progressions:**

The AGO's ability to hire and retain experienced staff in competition with both the private sector and other governmental agencies demonstrates a need for additional funding for salary increases.

**IV. Additional program activities that will result from increased funding requested in Columns 16-25 (MBR-1-03) and specified Budget Decision Unit Columns (MBR-1-03-A):****(E) Other Mandated Programs:**

Due to increase in criminal investigations and related litigation, 3 additional positions are being requested.

**PROGRAM NARRATIVE**

Program Data Collected in Accordance with the Mississippi Performance Budget and Strategic Planning Act of 1994  
(To Accompany Form MBR-1-03)

Attorney General

8 - Crime Victims Compensation

Name of Agency

Program Name

**I. Program Description:**

The Crime Victims Compensation Division provides financial assistance and support services to victims of violent crime and their family members as mandated in the MS Crime Victims Compensation Act [Section 99-41-1 et seq., Miss. Code Ann. (1972)]. Compensation is awarded for medical care, rehabilitation, counseling services for the victim and the victim's family member(s), funeral expenses, loss of wages, loss of tuition, loss of support for dependents of deceased victims, crime scene clean-up, court related travel, execution travel, domestic violence temporary housing assistance, domestic violence relocation assistance, and repair/replacement. The overall maximum allowable for awards payable is twenty thousand dollars (\$20,000), with limits applied to each benefit type. Also, the Crime Victim Compensation Division reimburses medical providers authorized payments for costs of sexual assault medical forensic examinations. Additionally, the Crime Victim Compensation Division provides ongoing training to victim service providers, law enforcement agencies, medical and mental health providers and others across the state who provide information, support and care to victims. The Victim Assistance Program was established with a federal grant in FY 2000 to provide enhanced direct services to crime victims. The program serves as a single point of contact for crime victims and the public-at-large in the State of Mississippi providing information, referral, advocacy and support to persons who contact the program.

The Address Confidentiality Program (ACP), mandated by Section 99-47-1, Miss. Code Ann. (1972), became effective July 1, 2009. Persons enrolled in the ACP may request that state/local government agencies use a substitute address designated by the Attorney General's Office. The ACP can help a relocated victim of domestic violence, sexual assault and stalking in their attempt to keep their new address confidential.

**II. Program Objective:**

The objective of the Crime Victims Compensation Division is to relieve the hardships of crime victims and assist in their recovery whenever possible by providing compensation, direct services, advocacy, and public awareness and education to victims, their family members, law enforcement, court officials, and the public-at-large.

**III. Current program activities as supported by the funding in Columns 6-15 (FY 2025 & FY 2026 Increase/Decrease for continuations) of MBR-1-03 and designated Budget Unit Decisions columns of MBR-1-03-A:**

**(D) Salary Progressions:**

The AGO's ability to hire and retain experienced staff in competition with both the private sector and other governmental agencies demonstrates a need for additional funding for salary increases.

**(E) Victims of HT and Commercial Sexual Explt Fund:**

Assessments of approximately \$1,500,000 will have been collected by the start of FY2026 and will be used to according to the purposes within the legislation. A funding request of \$1,000,000 will be made for FY2026 from legislation appropriations. AGO continues to request the \$2,500,000 as spending authority during the Legislative session.

**Elements of Quality Program Design**

For the Evaluation of Requests to Fund New Programs or New Activity in an Existing Program  
(To Accompany Form MBR-1-03A)

**PROGRAM PERFORMANCE MEASURES**

Program Data Collected in Accordance with the Mississippi Performance Budget and Strategic Planning Act of 1994

\* 0.00 in the "APPRO" column may indicate the measure is not in the agency appropriations bill.

Attorney General (070-00)

1 - Supportive Services

Name of Agency

PROGRAM NAME

PROGRAM OUTPUTS: (This is the measure of the process necessary to carry on the goals and objectives of this program. This is the volume produced, i.e., how many people served, how many documents generated.)

	FY 2024 APPRO	FY 2024 ACTUAL	FY 2025 ESTIMATED	FY 2026 PROJECTED
1 Fiscal Transactions Processed (Number of)	0.00	7,566.00	7,500.00	7,500.00

PROGRAM EFFICIENCIES: (This is the measure of the cost, unit cost or productivity associated with a given outcome or output. This measure indicates linkage between services and funding, i.e., cost per investigation, cost per student or number of days to complete investigation.)

	FY 2024 APPRO	FY 2024 ACTUAL	FY 2025 ESTIMATED	FY 2026 PROJECTED
1 Cost of Support Services as Percent of Budget, 2011-2012 Baseline: 5.10%	5.00	5.40	6.00	6.00

PROGRAM OUTCOMES: (This is the measure of the quality or effectiveness of the services provided by this program. This measure provides an assessment of the actual impact or public benefit of your agency's actions. This is the results produced, i.e., increased customer satisfaction by x% within a 12-month period, reduce the number of traffic fatalities due to drunk drivers within a 12-month period.)

	FY 2024 APPRO	FY 2024 ACTUAL	FY 2025 ESTIMATED	FY 2026 PROJECTED
1 Successful Execution of the Agency's Business and Operational Functions to include: a) Executive Leadership; b) Administrative Support of the Executive Staff; c) Coordination, Planning, and Budgeting Between All Divisions; d) Support of Administrative Services Needed for all Internal Agency Units Including Business Processes and Personnel (1 = Achieved)	0.00	1.00	1.00	1.00

**PROGRAM PERFORMANCE MEASURES**

Program Data Collected in Accordance with the Mississippi Performance Budget and Strategic Planning Act of 1994

\* 0.00 in the "APPRO" column may indicate the measure is not in the agency appropriations bill.

Attorney General (070-00)

2 - Training

Name of Agency

PROGRAM NAME

PROGRAM OUTPUTS: (This is the measure of the process necessary to carry on the goals and objectives of this program. This is the volume produced, i.e., how many people served, how many documents generated.)

	FY 2024 APPRO	FY 2024 ACTUAL	FY 2025 ESTIMATED	FY 2026 PROJECTED
1 Prosecutors Training Conferences Conducted	0.00	8.00	7.00	7.00
2 Prosecutors Trained	0.00	726.00	750.00	750.00
3 Investigators, Victim Assistance Coordinators, and Worthless Check Unit Personnel Trained	0.00	182.00	125.00	125.00
4 CLE Hours Available to Prosecutors	0.00	85.00	87.00	60.00

PROGRAM EFFICIENCIES: (This is the measure of the cost, unit cost or productivity associated with a given outcome or output. This measure indicates linkage between services and funding, i.e., cost per investigation, cost per student or number of days to complete investigation.)

	FY 2024 APPRO	FY 2024 ACTUAL	FY 2025 ESTIMATED	FY 2026 PROJECTED
1 Annual Fall Conference (Cost per participant per day) (Note: Estimated and projected numbers are based on historical information. However, due to the passage of SB 2362 and conversion of the Office of the Attorney General to a general fund agency, we are in the early stages of assessing necessary program cuts; therefore, these numbers are subject to change based on funds availability.)	0.00	108.36	150.00	150.00
2 Annual Spring Conference (Cost per participant per day) (Note: Estimated and projected numbers are based on historical information. However, due to the passage of SB 2362 and conversion of the Office of the Attorney General to a general fund agency, we are in the early stages of assessing necessary program cuts; therefore, these numbers are subject to change based on funds availability.)	0.00	129.74	150.00	150.00
3 Conference for District Attorneys & Assistants (Cost per participant per day) (Note: Estimated and projected numbers are based on historical information. However, due to the passage of SB 2362 and conversion of the Office of the Attorney General to a general fund agency, we are in the early stages of assessing necessary program cuts; therefore, these numbers are subject to change based on funds availability.)	0.00	146.55	175.00	175.00
4 Conference for Youth Court Prosecutors (Cost per participant per day) (Note: Estimated and projected numbers are based on historical information. However, due to the passage of SB 2362 and conversion of the Office of the Attorney General to a general fund agency, we are in the early stages of assessing necessary program cuts; therefore, these numbers are subject to change based on funds availability.)	0.00	104.35	150.00	150.00
5 Mississippi Municipal League Conference (Cost per participant per day) (Note: Estimated and projected numbers are based on historical information. However, due to the passage of SB 2362 and conversion of the Office of the Attorney General to a general fund agency, we are in the early stages of assessing necessary program cuts; therefore, these numbers are subject to change based on funds availability.)	0.00	108.90	150.00	150.00



**PROGRAM PERFORMANCE MEASURES**

Program Data Collected in Accordance with the Mississippi Performance Budget and Strategic Planning Act of 1994

*\* 0.00 in the "APPRO" column may indicate the measure is not in the agency appropriations bill.*

Attorney General (070-00)

2 - Training

Name of Agency

PROGRAM NAME

PROGRAM OUTCOMES: (This is the measure of the quality or effectiveness of the services provided by this program. This measure provides an assessment of the actual impact or public benefit of your agency's actions. This is the results produced, i.e., increased customer satisfaction by x% within a 12-month period, reduce the number of traffic fatalities due to drunk drivers within a 12-month period.

	FY 2024 APPRO	FY 2024 ACTUAL	FY 2025 ESTIMATED	FY 2026 PROJECTED
1 Ratings of Continuing Legal Education Training Presentation by Participants	95.00	99.90	95.00	95.00
2 Ratings of CRIMES System Training Presentation by Participants	0.00	0.00	0.00	0.00

**PROGRAM PERFORMANCE MEASURES**

Program Data Collected in Accordance with the Mississippi Performance Budget and Strategic Planning Act of 1994

\* 0.00 in the "APPRO" column may indicate the measure is not in the agency appropriations bill.

Attorney General (070-00)

3 - Litigation

Name of Agency

PROGRAM NAME

PROGRAM OUTPUTS: (This is the measure of the process necessary to carry on the goals and objectives of this program. This is the volume produced, i.e., how many people served, how many documents generated.)

	FY 2024 APPRO	FY 2024 ACTUAL	FY 2025 ESTIMATED	FY 2026 PROJECTED
1 Criminal Appeals Received	0.00	370.00	380.00	390.00
2 Criminal Appeals Filed	0.00	285.00	292.00	300.00
3 Miscellaneous Responses (These are criminal matters that are docketed on the Miscellaneous Docket of the Supreme Court, in which this Office is required to respond. They primarily include proceedings filed by prisoners collaterally attacking their convictions or sentences.)	0.00	9.00	10.00	12.00
4 Oral Arguments - Criminal	0.00	13.00	15.00	17.00
5 Certiorari Petitions Filed (Certiorari petitions are filed in the MS Supreme Court by the defendant or the State asking the Court to exercise its power of discretionary review over the decision of the Court of Appeals.)	0.00	13.00	15.00	17.00
6 Extraditions - Processed	0.00	75.00	77.00	80.00
7 Extraditions - Appeals	0.00	0.00	0.00	0.00
8 Extraditions - Hearings	0.00	1.00	0.00	0.00
9 Death Penalty Appeals - Briefs, Responses & Motions (The numbers in this section are for death penalty cases on direct appeal before the MS Supreme Court; on State post-conviction review before the MS Supreme Court, the State trial courts, and the United States Supreme Court; and federal habeas corpus review before the United States District Courts for Mississippi, the United States Court of Appeals for the Fifth Circuit, and the United States Supreme Court. There are currently 87 active death penalty cases in various stages of litigation in the state and federal courts.)	0.00	67.00	69.00	75.00
10 Death Penalty Appeals - Arguments and Hearings (The numbers in this section are for death penalty cases on direct appeal before the MS Supreme Court; on State post-conviction review before the MS Supreme Court, the State trial courts, and the United States Supreme Court; and federal habeas corpus review before the United States District Courts for Mississippi, the United States Court of Appeals for the Fifth Circuit, and the United States Supreme Court. There are currently 87 active death penalty cases in various stages of litigation in the state and federal courts.)	0.00	2.00	4.00	6.00
11 Federal Habeas Corpus - Briefs, Responses & Motions (The numbers in this section are for non-death penalty habeas corpus cases before the United States Supreme Court, the United States Court of Appeals for the Fifth Circuit, and the United States District Courts for Mississippi.)	0.00	179.00	185.00	190.00
12 Federal Habeas Corpus - Arguments and Hearings (The numbers in this section are for non-death penalty habeas corpus cases before the United States Supreme Court, the United States Court of Appeals for the Fifth Circuit, and the United States District Courts for Mississippi.)	0.00	5.00	2.00	2.00
13 Civil Cases Opened	0.00	125.00	132.00	130.00
14 Civil Cases Closed	0.00	80.00	86.00	85.00
15 Section 1983 Prisoner Cases - Federal Actions (42 U.S.C. Section 1983 allows prisoners to sue an official who is acting under State law for deprivation of civil rights.)	0.00	89.00	95.00	94.00

**PROGRAM PERFORMANCE MEASURES**

Program Data Collected in Accordance with the Mississippi Performance Budget and Strategic Planning Act of 1994

\* 0.00 in the "APPRO" column may indicate the measure is not in the agency appropriations bill.

Attorney General (070-00)

3 - Litigation

Name of Agency

PROGRAM NAME

**PROGRAM EFFICIENCIES:** (This is the measure of the cost, unit cost or productivity associated with a given outcome or output. This measure indicates linkage between services and funding, i.e., cost per investigation, cost per student or number of days to complete investigation.)

	FY 2024 APPRO	FY 2024 ACTUAL	FY 2025 ESTIMATED	FY 2026 PROJECTED
1 Average Caseload per Attorney - Criminal (Criminal "caseload" includes appeal briefs filed, miscellaneous responses filed, certiorari responses or petitions filed, oral arguments, and extradition hearings and appeals but not extraditions processed.) (Based on 11.5 attorneys)	0.00	39.00	40.00	42.00
2 Average Caseload per Attorney - Death Penalty Briefs (Based on 3 attorneys)	0.00	17.00	18.00	20.00
3 Average Caseload per Attorney - Habeas Corpus Briefs (Based on 3 attorneys in FY 2019 and 4 attorneys in FY 2020 and FY 2021)	0.00	45.00	46.00	48.00
4 Average Caseload per Attorney - Civil (Based on 10 attorneys)	0.00	29.00	27.00	28.00
5 Average Caseload per Attorney - Section 1983 (Based on 1 attorney)	0.00	89.00	95.00	95.00

**PROGRAM OUTCOMES:** (This is the measure of the quality or effectiveness of the services provided by this program. This measure provides an assessment of the actual impact or public benefit of your agency's actions. This is the results produced, i.e., increased customer satisfaction by x% within a 12-month period, reduce the number of traffic fatalities due to drunk drivers within a 12-month period.)

	FY 2024 APPRO	FY 2024 ACTUAL	FY 2025 ESTIMATED	FY 2026 PROJECTED
1 Minimum Affirmations of Criminal Convictions 2011-2012 Baseline: 90.00%	90.00	95.00	93.00	93.00
2 Minimum Affirmations of Death Penalty Appeals 2011-2012 Baseline: 83.33%	80.00	90.00	95.00	95.00
3 Minimum Denial of Relief in Federal Habeas Corpus 2011-2012 Baseline: 86.96%	99.00	100.00	100.00	100.00
4 Minimum Pos Results of Civil Cases 2011-2012 Baseline: 96.00%	96.00	95.00	96.00	96.00
5 Percent Change of Affirmations of Criminal Convictions Attained	7.00	0.00	2.00	0.00
6 Percent Change of Death Penalty Review Cases Affirmed	5.00	2.00	5.00	0.00
7 Percent of Change of Appeals for Relief in Federal Habeas Corpus Cases Denied	0.00	3.00	0.00	0.00
8 Percent Change of Positive Results from Civil Cases	0.00	1.00	1.00	0.00

**PROGRAM PERFORMANCE MEASURES**

Program Data Collected in Accordance with the Mississippi Performance Budget and Strategic Planning Act of 1994

\* 0.00 in the "APPRO" column may indicate the measure is not in the agency appropriations bill.

Attorney General (070-00)

4 - Opinions

Name of Agency

PROGRAM NAME

PROGRAM OUTPUTS: (This is the measure of the process necessary to carry on the goals and objectives of this program. This is the volume produced, i.e., how many people served, how many documents generated.)

	FY 2024 APPRO	FY 2024 ACTUAL	FY 2025 ESTIMATED	FY 2026 PROJECTED
1 Number of Opinions Written (Opinions are generated in response to written requests from agencies and offices; therefore, this Office has little control over the number of requests received or opinions issued.)	0.00	141.00	141.00	141.00
2 Number of Hours of General Advice by Phone and Email	0.00	3,500.00	3,500.00	3,500.00
3 Number of Hours of Seminars or Programs Provided	0.00	300.00	300.00	300.00

PROGRAM EFFICIENCIES: (This is the measure of the cost, unit cost or productivity associated with a given outcome or output. This measure indicates linkage between services and funding, i.e., cost per investigation, cost per student or number of days to complete investigation.)

	FY 2024 APPRO	FY 2024 ACTUAL	FY 2025 ESTIMATED	FY 2026 PROJECTED
1 Average Opinions per Attorney (Based on an average staff of 7 attorneys)	0.00	35.25	35.25	35.25

PROGRAM OUTCOMES: (This is the measure of the quality or effectiveness of the services provided by this program. This measure provides an assessment of the actual impact or public benefit of your agency's actions. This is the results produced, i.e., increased customer satisfaction by x% within a 12-month period, reduce the number of traffic fatalities due to drunk drivers within a 12-month period.)

	FY 2024 APPRO	FY 2024 ACTUAL	FY 2025 ESTIMATED	FY 2026 PROJECTED
1 Percent Assigned to Attorneys in 3 Days or Less, 2011-2012 Baseline: 100.00%	100.00	100.00	100.00	100.00
2 Percent of Opinions Completed in 30 Days or Less, 2011-2012 Baseline: 76.00%	75.00	90.00	90.00	90.00
3 Percent Change of Opinion Requests Assigned to Attorneys within 3 Days or Less	0.00	0.00	0.00	0.00
4 Percent Change of Opinion Requests Completed within 30 Days or Less	5.00	0.00	0.00	0.00

**PROGRAM PERFORMANCE MEASURES**

Program Data Collected in Accordance with the Mississippi Performance Budget and Strategic Planning Act of 1994

\* 0.00 in the "APPRO" column may indicate the measure is not in the agency appropriations bill.

Attorney General (070-00)

5 - State Agency Contracts

Name of Agency

PROGRAM NAME

**PROGRAM OUTPUTS:** (This is the measure of the process necessary to carry on the goals and objectives of this program. This is the volume produced, i.e., how many people served, how many documents generated.)

	FY 2024 APPRO	FY 2024 ACTUAL	FY 2025 ESTIMATED	FY 2026 PROJECTED
1 Number of State Agencies Represented	0.00	80.00	80.00	80.00
2 Number of State Agencies Division Attorneys	0.00	38.00	40.00	42.00

**PROGRAM EFFICIENCIES:** (This is the measure of the cost, unit cost or productivity associated with a given outcome or output. This measure indicates linkage between services and funding, i.e., cost per investigation, cost per student or number of days to complete investigation.)

	FY 2024 APPRO	FY 2024 ACTUAL	FY 2025 ESTIMATED	FY 2026 PROJECTED
1 Estimated Cost Savings to State Agencies	0.00	9,934,538.00	10,457,409.00	10,980,279.00

**PROGRAM OUTCOMES:** (This is the measure of the quality or effectiveness of the services provided by this program. This measure provides an assessment of the actual impact or public benefit of your agency's actions. This is the results produced, i.e., increased customer satisfaction by x% within a 12-month period, reduce the number of traffic fatalities due to drunk drivers within a 12-month period.)

	FY 2024 APPRO	FY 2024 ACTUAL	FY 2025 ESTIMATED	FY 2026 PROJECTED
1 Percent of Good and Excellent Ratings for Legal Services, 2011-2012 Baseline: 94.00%	100.00	100.00	100.00	100.00
2 Percent Change of Good/Excellent Ratings for Legal Services	0.00	0.00	0.00	0.00

**PROGRAM PERFORMANCE MEASURES**

Program Data Collected in Accordance with the Mississippi Performance Budget and Strategic Planning Act of 1994

\* 0.00 in the "APPRO" column may indicate the measure is not in the agency appropriations bill.

Attorney General (070-00)

6 - Insurance Integrity Enforcement

Name of Agency

PROGRAM NAME

PROGRAM OUTPUTS: (This is the measure of the process necessary to carry on the goals and objectives of this program. This is the volume produced, i.e., how many people served, how many documents generated.)

	FY 2024 APPRO	FY 2024 ACTUAL	FY 2025 ESTIMATED	FY 2026 PROJECTED
1 Total Number of Complaints Received by the Insurance Integrity Enforcement Bureau (Because of the nature of the program, it is difficult, if not impossible, to objectively estimate or project the number of anticipated referrals/complaints to the Unit. These estimated and projected numbers are based on the anticipated increase in the number of complaints as the general public becomes more aware of the Unit, the types of matters suitable for criminal insurance fraud investigations, and also based on the anticipated growth of staff to address an increased number of these referrals.)	0.00	85.00	125.00	125.00
2 Number of Workers' Compensation Complaints Remanded (no cases opened) (The number of remanded complaints, open investigations, closed cases and percentages of cases yielding criminal charges are all directly dependent on the number and quality of the allegations/complaints referred to the Unit for investigation throughout the year. Given the typically lengthy nature of various types of criminal fraud investigations, many active open investigations and complex criminal prosecutions may necessarily carry over into an additional fiscal period(s).)	0.00	5.00	15.00	15.00
3 Number of Other Insurance Complaints Remanded (no cases opened) (The number of remanded complaints, open investigations, closed cases and percentages of cases yielding criminal charges are all directly dependent on the number and quality of the allegations/complaints referred to the Unit for investigation throughout the year. Given the typically lengthy nature of various types of criminal fraud investigations, many active open investigations and complex criminal prosecutions may necessarily carry over into an additional fiscal period(s).)	0.00	54.00	65.00	65.00
4 Number of Workers' Compensation Open Cases (The number of remanded complaints, open investigations, closed cases and percentages of cases yielding criminal charges are all directly dependent on the number and quality of the allegations/complaints referred to the Unit for investigation throughout the year. Given the typically lengthy nature of various types of criminal fraud investigations, many active open investigations and complex criminal prosecutions may necessarily carry over into an additional fiscal period(s).)	0.00	3.00	8.00	8.00
5 Number of Other Insurance Open Cases (The number of remanded complaints, open investigations, closed cases and percentages of cases yielding criminal charges are all directly dependent on the number and quality of the allegations/complaints referred to the Unit for investigation throughout the year. Given the typically lengthy nature of various types of criminal fraud investigations, many active open investigations and complex criminal prosecutions may necessarily carry over into an additional fiscal period(s).)	0.00	31.00	40.00	40.00
6 Number of Workers' Compensation Cases Closed (The number of remanded complaints, open investigations, closed cases and percentages of cases yielding criminal charges are all directly dependent on the number and quality of the allegations/complaints referred to the Unit for investigation throughout the year. Given the typically lengthy nature of various types of criminal fraud investigations, many active open investigations and complex criminal prosecutions may necessarily carry over into an additional fiscal period(s).)	0.00	5.00	8.00	8.00
7 Number of Other Insurance Cases Closed (The number of remanded complaints, open investigations, closed cases and percentages of cases yielding criminal charges are all directly dependent on the number and quality of the allegations/complaints referred to the Unit for investigation throughout the year. Given the typically lengthy nature of various types of criminal fraud investigations, many active open investigations and complex criminal prosecutions may necessarily carry over into an additional fiscal period(s).)	0.00	54.00	65.00	65.00

**PROGRAM PERFORMANCE MEASURES**

Program Data Collected in Accordance with the Mississippi Performance Budget and Strategic Planning Act of 1994

\* 0.00 in the "APPRO" column may indicate the measure is not in the agency appropriations bill.

**Attorney General (070-00)**

**6 - Insurance Integrity Enforcement**

Name of Agency	PROGRAM NAME			
8 Number of Workers' Compensation Fraud Charges/Indictments (% of opened cases) (The number of remanded complaints, open investigations, closed cases and percentages of cases yielding criminal charges are all directly dependent on the number and quality of the allegations/complaints referred to the Unit for investigation throughout the year. Given the typically lengthy nature of various types of criminal fraud investigations, many active open investigations and complex criminal prosecutions may necessarily carry over into an additional fiscal period(s).)	0.00	1.00	2.00	2.00
9 Number of Other Insurance Fraud Charges/Indictments (% of opened cases) (The number of remanded complaints, open investigations, closed cases and percentages of cases yielding criminal charges are all directly dependent on the number and quality of the allegations/complaints referred to the Unit for investigation throughout the year. Given the typically lengthy nature of various types of criminal fraud investigations, many active open investigations and complex criminal prosecutions may necessarily carry over into an additional fiscal period(s).)	0.00	9.00	30.00	30.00

**PROGRAM EFFICIENCIES:** (This is the measure of the cost, unit cost or productivity associated with a given outcome or output. This measure indicates linkage between services and funding, i.e., cost per investigation, cost per student or number of days to complete investigation.)

	FY 2024 APPRO	FY 2024 ACTUAL	FY 2025 ESTIMATED	FY 2026 PROJECTED
1 Average Caseload per Investigator (Because of the nature of the Program, it is difficult, if not impossible, to objectively measure and quantify the efficiency of criminal fraud investigations. Referrals are remanded or investigations are opened as a result of the quality of information available in the complaints, over which the Unit has no control. The caseload is determined by the number, type, quality, and complexity of the complaints/allegations referred for investigation.)	0.00	28.00	30.00	30.00

**PROGRAM OUTCOMES:** (This is the measure of the quality or effectiveness of the services provided by this program. This measure provides an assessment of the actual impact or public benefit of your agency's actions. This is the results produced, i.e., increased customer satisfaction by x% within a 12-month period, reduce the number of traffic fatalities due to drunk drivers within a 12-month period.)

	FY 2024 APPRO	FY 2024 ACTUAL	FY 2025 ESTIMATED	FY 2026 PROJECTED
1 Minimum Positive Results of Workers' Compensation Cases 2011-2012 Baseline: 90.00%	99.00	100.00	99.00	99.00
2 Minimum Positive Results of Insurance Cases 2011-2012 Baseline: 90.00%	99.00	100.00	99.00	99.00
3 Percent Change of Positive Results of Workers' Compensation Insurance Fraud	5.00	1.00	5.00	5.00
4 Percent Change of Positive Results of Other Insurance Cases	0.00	1.00	0.00	0.00

**PROGRAM PERFORMANCE MEASURES**

Program Data Collected in Accordance with the Mississippi Performance Budget and Strategic Planning Act of 1994

\* 0.00 in the "APPRO" column may indicate the measure is not in the agency appropriations bill.

Attorney General (070-00)

7 - Other Mandated Programs

Name of Agency

PROGRAM NAME

PROGRAM OUTPUTS: (This is the measure of the process necessary to carry on the goals and objectives of this program. This is the volume produced, i.e., how many people served, how many documents generated.)

	FY 2024 APPRO	FY 2024 ACTUAL	FY 2025 ESTIMATED	FY 2026 PROJECTED
1 Number of Medicaid Abuse Complaints Received	0.00	5,366.00	6,000.00	6,000.00
2 Number of Medicaid Fraud Complaints Received	0.00	68.00	70.00	70.00
3 Number of Medicaid Abuse Cases Opened	0.00	461.00	500.00	500.00
4 Number of Medicaid Fraud Cases Opened	0.00	51.00	50.00	50.00
5 Number of Medicaid Abuse Charges/Indictments	0.00	15.00	40.00	40.00
6 Number of Medicaid Fraud Charges/Indictments	0.00	5.00	10.00	10.00
7 Number of Medicaid Abuse Convictions Obtained	0.00	28.00	50.00	50.00
8 Number of Medicaid Fraud Convictions Obtained	0.00	2.00	10.00	10.00
9 Medicaid Fraud Restitution, Civil Penalties and Investigative Costs Recovered	0.00	3,906,083.20	2,000,000.00	2,000,000.00
10 Number of Medicaid Abuse Training Programs Provided	0.00	35.00	35.00	35.00
11 Number of Medicaid Fraud Training Programs Provided	0.00	6.00	5.00	5.00
12 Number of Complaints Received by Public Integrity Division	0.00	1,483.00	1,600.00	1,600.00
13 Number of Investigations Opened by Public Integrity Division	0.00	336.00	250.00	250.00
14 Number of Complaints Resolved (No Cases Opened) by Public Integrity Division	0.00	1,147.00	1,350.00	1,350.00
15 Number of Complaints Received by Cyber Crime Unit	0.00	5,741.00	5,900.00	6,025.00
16 Number of Investigations Opened by Cyber Crime Unit	0.00	281.00	300.00	325.00
17 Number of Complaints Resolved (No Cases Opened) by Cyber Crime Unit	0.00	5,460.00	5,600.00	5,700.00
18 Number of Complaints Received by Vulnerable Persons Unit	0.00	3,940.00	4,000.00	4,000.00
19 Number of Investigations Opened by Vulnerable Persons Unit	0.00	319.00	280.00	280.00
20 Number of Complaints Resolved (No Cases Opened) by Vulnerable Persons Unit	0.00	3,621.00	3,720.00	3,720.00
21 Number of Complaints Received by Child Support Prosecution Unit	0.00	121.00	100.00	100.00
22 Number of Investigations Opened by Child Support Prosecution Unit	0.00	1.00	5.00	5.00
23 Number of Complaints Resolved (No Cases Opened) by Child Support Prosecution Unit	0.00	120.00	95.00	95.00
24 Number of Inquiries Received by Consumer Mediation on behalf of the Consumer Protection Division	0.00	12,663.00	14,000.00	14,000.00
25 Number of Cases Litigated on behalf of the Consumer Protection Division	0.00	30.00	20.00	25.00
26 Restitution to Consumers on behalf of the Consumer Protection Division	0.00	1,009,495,106.	57,259,492.50	37,207,810.10
27 Costs/Fees Recovered on behalf of the Consumer Protection Division	0.00	66,947,764.40	65,000,000.00	65,000,000.00
28 Number of Law Enforcement Trained by Prosecutor and Law Enforcement Division	0.00	2,648.00	2,500.00	2,500.00
29 Number of Prosecutors Trained through Prosecutor and Law Enforcement Division	0.00	711.00	700.00	700.00
30 Number of Court Personnel Trained by Prosecutor and Law Enforcement Division	0.00	989.00	550.00	550.00
31 Number of Private and Governmental (Non-Prosecutorial) Attorneys Trained by Prosecutor and Law Enforcement Division	0.00	501.00	320.00	320.00
32 Number of Domestic Violence/Sexual Assault/Stalking Victims Assisted by Domestic Violence Division	0.00	341.00	250.00	250.00



**PROGRAM PERFORMANCE MEASURES**

Program Data Collected in Accordance with the Mississippi Performance Budget and Strategic Planning Act of 1994

\* 0.00 in the "APPRO" column may indicate the measure is not in the agency appropriations bill.

Attorney General (070-00)	7 - Other Mandated Programs			
Name of Agency	PROGRAM NAME			
33 Number of SANE Nurses Trained by Prosecutor and Law Enforcement Division	0.00	0.00	0.00	0.00
34 Number of Dispatchers Trained by Prosecutor and Law Enforcement Division	0.00	0.00	0.00	0.00
35 Multidisciplinary Trained by Prosecutor and Law Enforcement Division (including Advocates, Community Members, Faith-Based Organizations, EMS, Social Workers, and Students)	0.00	1,026.00	900.00	900.00
36 Number of Compliance Checks (Alcohol & Tobacco)	0.00	11,854.00	11,000.00	11,000.00

**PROGRAM EFFICIENCIES:** (This is the measure of the cost, unit cost or productivity associated with a given outcome or output. This measure indicates linkage between services and funding, i.e., cost per investigation, cost per student or number of days to complete investigation.)

	FY 2024 APPRO	FY 2024 ACTUAL	FY 2025 ESTIMATED	FY 2026 PROJECTED
1 Average Caseload per Medicaid Abuse Investigator (Because of the nature of the Program, it is difficult, if not impossible, to objectively measure and quantify the efficiency of criminal abuse investigations. These investigations are opened as a result of complaints; therefore, the Unit has no control over the nature, quality, or quantity of the allegations/complaints received, reviewed and investigated. The caseload is determined by the number of complaints received.)	0.00	42.00	42.00	42.00
2 Average Caseload per Medicaid Fraud Investigator (Because of the nature of the Program, it is difficult, if not impossible, to objectively measure and quantify the efficiency of criminal abuse investigations. These investigations are opened as a result of complaints; therefore, the Unit has no control over the nature, quality, or quantity of the allegations/complaints received, reviewed and investigated. The caseload is determined by the number of complaints received.)	0.00	10.00	10.00	10.00
3 Average Number of Days to Close a Case Not Resulting in Charges (Public Integrity Division)	0.00	90.00	105.00	105.00
4 Average Caseload per Vulnerable Persons' Investigator	0.00	53.00	60.00	60.00
5 Number of Cases Opened on Behalf of the Consumer Protection Division	0.00	1,461.00	1,500.00	1,500.00
6 Average Number of Trainings per Staff Member (Domestic Violence Division) (Based on 5 Staff)	0.00	24.00	15.00	15.00
7 Average Retail Trainings per Alcohol & Tobacco Investigator (Based on 8 Investigators)	0.00	50.00	48.00	48.00

**PROGRAM OUTCOMES:** (This is the measure of the quality or effectiveness of the services provided by this program. This measure provides an assessment of the actual impact or public benefit of your agency's actions. This is the results produced, i.e., increased customer satisfaction by x% within a 12-month period, reduce the number of traffic fatalities due to drunk drivers within a 12-month period.)

	FY 2024 APPRO	FY 2024 ACTUAL	FY 2025 ESTIMATED	FY 2026 PROJECTED
1 Medicaid Fraud Convictions vs Dispositions 2011-2012 Baseline: 100.00%	90.00	100.00	100.00	100.00
2 Medicaid Abuse Convictions vs Dispositions 2011-2012 Baseline: 95.00%	95.00	92.00	92.00	92.00
3 Minimum Defendants Convicted after Indictments (PID) 2011-2012 Baseline: 96.00%	90.00	90.00	90.00	90.00
4 Response to Consumer Complaints (Days) 2011-2012 Baseline: 3.14%	5.00	2.00	5.00	5.00
5 Average Number of Days to Respond to Consumer Complaints	5.00	2.00	5.00	5.00
6 Percent Change of Medicaid Fraud Convictions vs Dispositions	0.00	0.00	0.00	0.00

**PROGRAM PERFORMANCE MEASURES**

Program Data Collected in Accordance with the Mississippi Performance Budget and Strategic Planning Act of 1994

*\* 0.00 in the "APPRO" column may indicate the measure is not in the agency appropriations bill.*

Attorney General (070-00)	7 - Other Mandated Programs			
Name of Agency	PROGRAM NAME			
7 Percent Change of Medicaid Abuse Convictions vs Dispositions	0.00	3.00	3.00	3.00
8 Percent Change of Defendants Convicted After Indictment	0.00	0.00	0.00	0.00

**PROGRAM PERFORMANCE MEASURES**

Program Data Collected in Accordance with the Mississippi Performance Budget and Strategic Planning Act of 1994

\* 0.00 in the "APPRO" column may indicate the measure is not in the agency appropriations bill.

Attorney General (070-00)

8 - Crime Victims Compensation

Name of Agency

PROGRAM NAME

PROGRAM OUTPUTS: (This is the measure of the process necessary to carry on the goals and objectives of this program. This is the volume produced, i.e., how many people served, how many documents generated.)

	FY 2024 APPRO	FY 2024 ACTUAL	FY 2025 ESTIMATED	FY 2026 PROJECTED
1 Crime Victims Compensation Claim Applications Received	0.00	1,105.00	1,200.00	1,200.00
2 Crime Victims Compensation Funds Awarded	0.00	2,717,120.44	3,000,000.00	3,000,000.00
3 Individuals Assisted by the Victim Assistance Program (VAP)	0.00	1,334.00	875.00	900.00
4 Requests for Victim Assistance Received by VAP	0.00	8,601.00	4,500.00	4,525.00
5 Crime Victims Compensation Funds - Sexual Assault Forensic Exams Paid	0.00	293,862.15	300,000.00	300,000.00

PROGRAM EFFICIENCIES: (This is the measure of the cost, unit cost or productivity associated with a given outcome or output. This measure indicates linkage between services and funding, i.e., cost per investigation, cost per student or number of days to complete investigation.)

	FY 2024 APPRO	FY 2024 ACTUAL	FY 2025 ESTIMATED	FY 2026 PROJECTED
1 Average Crime Victims Compensation Award	0.00	2,458.93	2,000.00	2,000.00
2 Average Sexual Assault Exam Payment	0.00	452.10	500.00	500.00

PROGRAM OUTCOMES: (This is the measure of the quality or effectiveness of the services provided by this program. This measure provides an assessment of the actual impact or public benefit of your agency's actions. This is the results produced, i.e., increased customer satisfaction by x% within a 12-month period, reduce the number of traffic fatalities due to drunk drivers within a 12-month period.)

	FY 2024 APPRO	FY 2024 ACTUAL	FY 2025 ESTIMATED	FY 2026 PROJECTED
1 Percent of Claims Processed in 12 Weeks or Less, 2011-2012 Baseline: 67.97%	75.00	93.15	75.00	75.00
2 Percent Change of Claims Processed Timely	0.00	0.00	0.00	0.00

**PROGRAM 3% GENERAL FUND REDUCTION AND NARRATIVE EXPLANATION**

Attorney General (070-00)

	Fiscal Year 2025 Funding			FY 2025 GF PERCENT REDUCED
	Total Funds	Reduced Amount	Reduced Funding Amount	

<b>Program Name:</b> (1) Supportive Services				
General	3,938,607	(118,158)	3,820,449	(3.00%)
State Support Special				
Federal				
Other Special	21,224		21,224	
<b>TOTAL</b>	<b>3,959,831</b>	<b>(118,158)</b>	<b>3,841,673</b>	

**Narrative Explanation:**  
 Current and requested funding levels reflect only the funding necessary to operate both efficiently and effectively. Any reduction would result in the Attorney General’s Office being unable to retain current employees and not fulfill its statutory and mandated functions, which would ultimately result in Mississippians not being served and negative legal consequences for the State.

<b>Program Name:</b> (2) Training				
General	1,574,920	(47,248)	1,527,672	(3.00%)
State Support Special				
Federal	142,042		142,042	
Other Special	8,875		8,875	
<b>TOTAL</b>	<b>1,725,837</b>	<b>(47,248)</b>	<b>1,678,589</b>	

**Narrative Explanation:**  
 Current and requested funding levels reflect only the funding necessary to operate both efficiently and effectively. Any reduction would result in the Attorney General’s Office being unable to retain current employees and not fulfill its statutory and mandated functions, which would ultimately result in Mississippians not being served and negative legal consequences for the State.

<b>Program Name:</b> (3) Litigation				
General	5,611,022	(168,330)	5,442,692	(3.00%)
State Support Special				
Federal				
Other Special	174,583		174,583	
<b>TOTAL</b>	<b>5,785,605</b>	<b>(168,330)</b>	<b>5,617,275</b>	

**Narrative Explanation:**  
 Current and requested funding levels reflect only the funding necessary to operate both efficiently and effectively. Any reduction would result in the Attorney General’s Office being unable to retain current employees and not fulfill its statutory and mandated functions, which would ultimately result in Mississippians not being served and negative legal consequences for the State.

<b>Program Name:</b> (4) Opinions				
General	884,107	(26,524)	857,583	(3.00%)
State Support Special				
Federal				
Other Special	6,872		6,872	
<b>TOTAL</b>	<b>890,979</b>	<b>(26,524)</b>	<b>864,455</b>	

**Narrative Explanation:**  
 Current and requested funding levels reflect only the funding necessary to operate both efficiently and effectively. Any reduction would result in the Attorney General’s Office being unable to retain current employees and not fulfill its statutory and mandated functions, which would ultimately result in Mississippians not being served and negative legal consequences for the State.

<b>Program Name:</b> (5) State Agency Contracts				
---	--	--	--	--

**PROGRAM 3% GENERAL FUND REDUCTION AND NARRATIVE EXPLANATION**

Attorney General (070-00)

	Fiscal Year 2025 Funding			FY 2025 GF PERCENT REDUCED
	Total Funds	Reduced Amount	Reduced Funding Amount	
General	5,691,009	(170,730)	5,520,279	(3.00%)
State Support Special				
Federal				
Other Special	679,849		679,849	
<b>TOTAL</b>	<b>6,370,858</b>	<b>(170,730)</b>	<b>6,200,128</b>	

**Narrative Explanation:**

Current and requested funding levels reflect only the funding necessary to operate both efficiently and effectively. Any reduction would result in the Attorney General’s Office being unable to retain current employees and not fulfill its statutory and mandated functions, which would ultimately result in Mississippians not being served and negative legal consequences for the State.

<b>Program Name:</b> (6) Insurance Integrity Enforcement				
General	196,714	(5,901)	190,813	(3.00%)
State Support Special				
Federal				
Other Special	582		582	
<b>TOTAL</b>	<b>197,296</b>	<b>(5,901)</b>	<b>191,395</b>	

**Narrative Explanation:**

Current and requested funding levels reflect only the funding necessary to operate both efficiently and effectively. Any reduction would result in the Attorney General’s Office being unable to retain current employees and not fulfill its statutory and mandated functions, which would ultimately result in Mississippians not being served and negative legal consequences for the State.

<b>Program Name:</b> (7) Other Mandated Programs				
General	12,661,486	(379,845)	12,281,641	(3.00%)
State Support Special				
Federal	4,365,585		4,365,585	
Other Special	1,629,722		1,629,722	
<b>TOTAL</b>	<b>18,656,793</b>	<b>(379,845)</b>	<b>18,276,948</b>	

**Narrative Explanation:**

Current and requested funding levels reflect only the funding necessary to operate both efficiently and effectively. Any reduction would result in the Attorney General’s Office being unable to retain current employees and not fulfill its statutory and mandated functions, which would ultimately result in Mississippians not being served and negative legal consequences for the State.

<b>Program Name:</b> (8) Crime Victims Compensation				
General	3,297,579	(98,927)	3,198,652	(3.00%)
State Support Special				
Federal	174,110		174,110	
Other Special	2,529,586		2,529,586	
<b>TOTAL</b>	<b>6,001,275</b>	<b>(98,927)</b>	<b>5,902,348</b>	

**Narrative Explanation:**

Current and requested funding levels reflect only the funding necessary to operate both efficiently and effectively. Any reduction would result in the Attorney General’s Office being unable to retain current employees and not fulfill its statutory and mandated functions, which would ultimately result in Mississippians not being served and negative legal consequences for the State.

<b>Program Name:</b> (99) Summary of All Programs				
General	33,855,444	(1,015,663)	32,839,781	(3.00%)

**PROGRAM 3% GENERAL FUND REDUCTION AND NARRATIVE EXPLANATION**

Attorney General (070-00)

---

	Fiscal Year 2025 Funding			FY 2025 GF PERCENT REDUCED
	Total Funds	Reduced Amount	Reduced Funding Amount	
State Support Special				
Federal	4,681,737		4,681,737	
Other Special	5,051,293		5,051,293	
<b>TOTAL</b>	<b>43,588,474</b>	<b>(1,015,663)</b>	<b>42,572,811</b>	

**MEMBERS**

Attorney General (070-00)  
Name of Agency

A. Explain Rate and manner in which board members are reimbursed:

B. Estimated number of meetings FY 2025:

C. Board Members	City, Town, Residence	Appointed By	Date Appointed	Length of Term
------------------	-----------------------	--------------	----------------	----------------

Identify Statutory Authority (Code Section or Executive Order Number)\*

\*If Executive Order, please attach copy.

**SCHEDULE B  
CONTRACTUAL SERVICES**

Attorney General (070-00)

Name of Agency

MINOR OBJECT OF EXPENDITURE	(1) Actual Expenses FY Ending June 30, 2024	(2) Estimated Expenses FY Ending June 30, 2025	(3) Requested for FY Ending June 30, 2026
<b>A. Tuition, Rewards &amp; Awards (61050xxx-61080xxx)</b>			
61050000 TUITION	665		
61060000 EMPLOYEE TRAINING	50,325	102,000	102,000
61070000 TRAVEL RELATED REGISTRATION	50,420	81,000	81,000
<b>Total</b>	<b>101,410</b>	<b>183,000</b>	<b>183,000</b>
<b>B. Transportation &amp; Utilities (61100xxx-61200xxx)</b>			
61100000 TRANSPORTATION OF GOODS	4,743	6,126	6,126
61110000 POSTAL SERVICES	3,280	70,840	70,840
<b>Total</b>	<b>8,023</b>	<b>76,966</b>	<b>76,966</b>
<b>C. Public Information (61300xxx-6131xxxx)</b>			
61300000 ADVERTISING AND PUBLIC INFORMATION	25,000		
<b>Total</b>	<b>25,000</b>		
<b>D. Rents (61400xxx-61490xxx)</b>			
61400000 BUILDING & FLOOR SPACE RENTAL	11,719	403,441	403,441
61420000 EQUIPMENT RENTAL	118,014	144,000	144,000
61450000 CONFERENCE ROOMS, EXHIBITS AND DISPLAY RENTALS	20,950	14,000	14,000
61490000 OTHER RENTALS	4,375	59	59
<b>Total</b>	<b>155,058</b>	<b>561,500</b>	<b>561,500</b>
<b>E. Repairs &amp; Service (61500xxx)</b>			
61500000 REPAIR AND MAINTENANCE SERVICES	65,553	67,000	67,000
<b>Total</b>	<b>65,553</b>	<b>67,000</b>	<b>67,000</b>
<b>F. Fees, Professional &amp; Other Services (6161xxxx-61699xxx)</b>			
61600000 INTER-AGENCY FEES	46,179	65,000	65,000
61610000 CONTRACT WORKER PAYROLL	300,275	620,000	620,000
61625000 CONTRACT WORKER PAYROLL MATCH	38,919	85,500	85,500
61670000 LEGAL AND RELATED SERVICES	91,652	115,369	115,369
61680000 MEDICAL SERVICES	2,100	10,285	10,285
61685000 ENTERTAINERS FEES	2,500		
61690000 FEES AND SERVICES - PROFESSIONAL FEES	269,546	376,094	376,094
61695000 FEES AND SERVICES - EXPENSE REIMBURSEMENT 1099	562		
61696000 FEES AND SERVICES - EXPENSE REIMBURSEMENT NO 1099	267,874	263,000	263,000
<b>Total</b>	<b>1,019,607</b>	<b>1,535,248</b>	<b>1,535,248</b>



**SCHEDULE B  
CONTRACTUAL SERVICES**

Attorney General (070-00)

Name of Agency

MINOR OBJECT OF EXPENDITURE	(1) Actual Expenses FY Ending June 30, 2024	(2) Estimated Expenses FY Ending June 30, 2025	(3) Requested for FY Ending June 30, 2026
-----------------------------	--	---	--

<b>G. Other Contractual Services (61700xxx-61790xxx, 61900xxx)</b>			
61700000 INSURANCE FEES AND SERVICES	43,918	54,000	54,000
61710000 MEMBERSHIP DUES	97,917	106,000	106,000
61715000 TRADE SUBSCRIPTIONS	48,603	3,000	3,000
61760000 TRANSPORTATION OF CLIENTS	6,102	1,000	1,000
61900000 PROCUREMENT CARD - CONTRACTUAL PURCHASES	23,921	30,246	30,246
<b>Total</b>	<b>220,461</b>	<b>194,246</b>	<b>194,246</b>

<b>H. Information Technology (61800xxx-61890xxx)</b>			
61806000 DATA LINE AND NETWORK CHARGES - OUTSIDE VENDOR	97,173	176,000	176,000
61818000 CELLULAR USAGE TIME - OUTSIDE VENDOR	100,020	103,000	103,000
61824000 SATELLITE VOICE TRANSMISSION SERVICES - OUTSIDE VENDOR	5,525	6,000	6,000
61830000 IT PROFESSIONAL FEES - OUTSIDE VENDOR	6,815	25,000	25,000
61833000 IT TRAINING AND EDUCATION - OUTSIDE VENDOR		2,495	2,495
61839000 SOFTWARE ACQ. INSTALLATION & MAINT - OUTSIDE VENDOR	730,677	1,813,689	1,863,689
61848000 MAINTENANCE & REPAIR OF IT EQUIPMENT - OUSTSIDE VENDOR	39,187	50,000	50,000
61850000 PAYMENTS TO ITS	123,915	100,101	100,101
<b>Total</b>	<b>1,103,312</b>	<b>2,276,285</b>	<b>2,326,285</b>

<b>I. Other (61910xxx-61990xxx)</b>			
61910000 PETTY CASH EXPENSE - CONTRACTUAL	8,581	6,000	6,000
61965000 PRIOR YEAR EXPENSE - CONTRACTUAL	25,863		
<b>Total</b>	<b>34,444</b>	<b>6,000</b>	<b>6,000</b>

<b>Grand Total</b> <i>(Enter on Line 1-B of Form MBR-1)</i>	<b>2,732,868</b>	<b>4,900,245</b>	<b>4,950,245</b>
--	------------------	------------------	------------------

<b>Funding Summary:</b>			
General Funds	2,352,697	3,003,000	3,053,000
State Support Special Funds			
Federal Funds	292,519	640,215	640,215
Other Special Funds	87,652	1,257,030	1,257,030
<b>Total Funds</b>	<b>2,732,868</b>	<b>4,900,245</b>	<b>4,950,245</b>

**SCHEDULE C  
COMMODITIES**

Attorney General (070-00)

Name of Agency

MINOR OBJECT OF EXPENDITURE	(1) Actual Expenses FY Ending June 30, 2024	(2) Estimated Expenses FY Ending June 30, 2025	(3) Requested for FY Ending June 30, 2026
-----------------------------	--	---	--

<b>B. Printing &amp; Office Supplies &amp; Materials (62010xxx, 62085xxx, 62100xxx, 62125xxx, 62400xxx)</b>			
62010000 BOOKS, PERIODICALS, MAPS & INSTRUCTIONAL MATERIAL	95,451	108,000	108,000
62085000 OFFICE SUPPLIES AND MATERIALS	40,944	54,500	54,500
62100000 PRINTING SUPPLIES	7,289	8,633	8,633
62400000 FURNITURE & EQUIPMENT	91,757	56,000	56,000
<b>Total</b>	<b>235,441</b>	<b>227,133</b>	<b>227,133</b>

<b>C. Equipment Repair Parts, Supplies &amp; Acces. (6205xxxx, 62072xxx, 62110xxx, 62115xxx, 62120xxx, 62130xxx)</b>			
62050000 FUEL	160,709	198,000	198,000
62055000 FUEL CARD REPAIR & MAINTENANCE	28,063	46,500	46,500
62072000 SHOP SUPPLIES	37		
62110000 PARTS - HEATING/COOLING/PLUMBING		5,000	5,000
62115000 PARTS & ACCESSORIES - OFFICE, IT, AND OTHER	53,976	30,000	30,000
62120000 PARTS & ACCESSORIES - VEHICLE	61,564	45,000	45,000
62130000 TIRES AND TUBES	7,484	16,000	16,000
<b>Total</b>	<b>311,833</b>	<b>340,500</b>	<b>340,500</b>

<b>D. Professional &amp; Sci. Supplies and Materials (62025xxx, 62030xxx, 62070xxx, 62095xxx, 62105xxx, 6212xxxx)</b>			
62025000 EDUCATIONAL SUPPLIES	3,159	22	22
62070000 LAB AND MEDICAL SUPPLIES	44,272		
62095000 PHOTO AND PROCESSING	223		
62105000 PROMOTIONAL MATERIAL	15,958	2,205	2,205
<b>Total</b>	<b>63,612</b>	<b>2,227</b>	<b>2,227</b>

<b>E. Other Supplies &amp; Materials (62005xxx, 62015xxx, 62020xxx, 62035xxx, 62040xxx, 62045xxx, 62060xxx, 62065xxx, 62075xxx-62080xxx, 62090xxx, 62115xxx, 62135xxx, 62140xxx, 62405xxx, 62415xxx, 62500xxx-62999xxx)</b>			
62005000 AMMUNITION	1,024	3,971	3,971
62020000 DECALS AND SIGNS	3,915		
62040000 FOOD FOR BUSINESS MEETINGS	141,104	120,670	120,670
62060000 JANITORIAL AND CLEANING SUPPLIES	129	86	86
62065000 KITCHEN, CAFETERIA, AND DINING SUPPLIES	143		
62078000 OTHER MISCELLANEOUS SUPPLIES	53,477	71	71
62135000 UNIFORMS AND APPAREL	8,875	10,000	10,000
62140000 WINDOW TREATMENTS AND CARPET	460		
62405000 VEHICLE EQUIPMENT	5,164	1,169	1,169
62415000 COMPUTER AND COMPUTER EQUIPMENT	11,639	91,000	91,000
62900000 PROCUREMENT CARD - COMMODITY PURCHASES	18,221	13,775	13,775

**SCHEDULE C  
COMMODITIES**

Attorney General (070-00)

Name of Agency

MINOR OBJECT OF EXPENDITURE	(1) Actual Expenses FY Ending June 30, 2024	(2) Estimated Expenses FY Ending June 30, 2025	(3) Requested for FY Ending June 30, 2026
62999000 COMMODITIES - NO PO REQUIRED	3,710		
<b>Total</b>	<b>247,861</b>	<b>240,742</b>	<b>240,742</b>
<b>Grand Total</b> <i>(Enter on Line 1-C of Form MBR-1)</i>	<b>858,747</b>	<b>810,602</b>	<b>810,602</b>
<b>Funding Summary:</b>			
General Funds	661,843	577,000	577,000
State Support Special Funds			
Federal Funds	185,098	204,102	204,102
Other Special Funds	11,806	29,500	29,500
<b>Total Funds</b>	<b>858,747</b>	<b>810,602</b>	<b>810,602</b>

**SCHEDULE D-1  
 CAPITAL OUTLAY  
 OTHER THAN EQUIPMENT**

Attorney General (070-00)  
 \_\_\_\_\_  
 Name of Agency

MINOR OBJECT OF EXPENDITURE	(1) Actual Expenses FY Ending June 30, 2024	(2) Estimated Expenses FY Ending June 30, 2025	(3) Requested for FY Ending June 30, 2026
-----------------------------	--	---	--

<b>Grand Total</b> <i>(Enter on Line 1-D-1 of Form MBR-1)</i>			
--	--	--	--

<b>Funding Summary:</b>			
General Funds			
State Support Special Funds			
Federal Funds			
Other Special Funds			
<b>Total Funds</b>			

**SCHEDULE D-2  
CAPITAL OUTLAY EQUIPMENT**

Attorney General (070-00)

Name of Agency

EQUIPMENT BY ITEM	Act. FY Ending June 30, 2024		Est. FY Ending June 30, 2025		Req. FY Ending June 30, 2026	
	No. of Units	Total Cost	No. of Units	Total Cost	No. of Units	Total Cost

<b>C. Office Machines, Furniture, Fixtures, Equip. (63200xxx)</b>						
2 ton mini-split air conditioner	1	3,984				
Desks	21	38,674				
Credenza	4	6,411				
Conference room table	1	13,569				
Conference room chairs	20	29,436				
<b>Total</b>		<b>92,074</b>				

<b>D. IT/IS Equipment (DP &amp; Telecommunications) (63200xxx)</b>						
Phone DVR w/wifi	1	495				
Car charger DVR	1	395				
Switch	1	3,554	2	6,670		
Coffee cup lid DVR w/wifi	1	395				
Laptop	55	71,931	97	120,150	96	118,950
Forensic workstation	4	18,995	1	15,000		
Portable printer	13	4,685				
Desktop computer	18	13,720				
Fitness watch DVE w/wifi	2	790				
Firewall					1	22,870
<b>Total</b>		<b>114,960</b>		<b>141,820</b>		<b>141,820</b>

<b>F. Other Equipment (63200xxx)</b>						
Glock	63	24,231				
Bodycam	61	24,339				
Radio	88	147,006				
<b>Total</b>		<b>195,576</b>				

<b>Grand Total</b> <i>(Enter on Line 1-D-2 of Form MBR-1)</i>		<b>402,610</b>		<b>141,820</b>		<b>141,820</b>
--	--	----------------	--	----------------	--	----------------

<b>Funding Summary:</b>						
General Funds		341,574		91,820		91,820
State Support Special Funds						
Federal Funds		46,636		50,000		50,000
Other Special Funds		14,400				
<b>Total Funds</b>		<b>402,610</b>		<b>141,820</b>		<b>141,820</b>

**SCHEDULE D-3  
PASSENGER/WORK VEHICLES**

Attorney General (070-00)

Name of Agency

MINOR OBJECT OF EXPENDITURE	Vehicle Inventory June 30, 2024	Act. FY Ending June 30, 2024		Est. FY Ending June 30, 2025		Req. FY Ending June 30, 2026	
		No. of Units	Total Cost	No. of Units	Total Cost	No. of Units	Total Cost

<b>A. Passenger &amp; Work Vehicles (63300xxx)</b>							
63300000 CAPITAL OUTLAY - VEHICLES	61		401,103	9	421,250	9	421,250
<b>Total (A)</b>	<b>61</b>		<b>401,103</b>	<b>9</b>	<b>421,250</b>	<b>9</b>	<b>421,250</b>

<b>GRAND TOTAL</b> <i>(Enter on Line 1-D-3 of Form MBR-1)</i>		<b>401,103</b>		<b>421,250</b>		<b>421,250</b>	
--	--	----------------	--	----------------	--	----------------	--

<b>Funding Summary:</b>							
General Funds		300,140		350,000		350,000	
State Support Special Funds							
Federal Funds		100,963		65,000		65,000	
Other Special Funds				6,250		6,250	
<b>Total Funds</b>		<b>401,103</b>		<b>421,250</b>		<b>421,250</b>	

**SCHEDULE D-4  
WIRELESS COMMUNICATION DEVICES**

Attorney General (070-00)

Name of Agency \_\_\_\_\_

MINOR OBJECT OF EXPENDITURE	Device Inventory June 30, 2024	Act. FY Ending June 30, 2024		Est. FY Ending June 30, 2025		Req. FY Ending June 30, 2026	
		No. of Devices	Actual Cost	No. of Devices	Estimated Cost	No. of Devices	Requested Cost

<b>Grand Total</b> <i>(Enter on Line 1-D-4 of Form MBR-1)</i>							
--	--	--	--	--	--	--	--

<b>Funding Summary:</b>							
General Funds							
State Support Special Funds							
Federal Funds							
Other Special Funds							
<b>Total Funds</b>							

**SCHEDULE E  
SUBSIDIES, LOANS & GRANTS**

Attorney General (070-00)

Name of Agency

MINOR OBJECT OF EXPENDITURE	(1) Actual Expenses FY Ending June 30, 2024	(2) Estimated Expenses FY Ending June 30, 2025	(3) Requested for FY Ending June 30, 2026
<b>E. Other, Transfers (67000xxx-67199xxx, 67998xxx, 68500xxx-68860xxx, 70045xxx-70080xxx, 80000xxx-80500xxx)</b>			
67020000 GRANTOR PAYMENTS NONTAXABLE - VICTIMS OF HUMAN TRAFFICKING AND COMMERCIAL SEXUAL EXPLOITATION PAYMENTS	2,024,464	5,000,000	2,500,000
67020000 GRANTOR PAYMENTS NONTAXABLE - CHILDREN'S ADVOCACY CENTERS OF MISSISSIPPI	554,489	554,489	554,489
67020000 GRANTOR PAYMENTS NONTAXALBE - JOHN R JUSTICE STUDENT LOAD REPAYMENT PROGRAM	77,004	36,523	36,523
67020000 GRANTOR PAYMENTS NONTAXABLE - MS LAW ENFORCEMENT OFFICERS ASSOC TRAINING PROGRAM	23,908	60,000	60,000
67215000 CRIME VICTIM COMPENSATION MEDICAL AND OTHER PAYMENTS	102,772	120,000	120,000
67220000 CRIME VICTIM COMPENSATION FUNERAL PAYMENTS	132,369	75,000	75,000
67235000 CRIME VICTIM COMPENSATION MEDICAL FORENSIC PAYMENTS	66,151	150,000	150,000
67240000 CRIME VICTIM COMPENSATION - VICTIM	305,969	75,000	75,000
67250000 LAW ENFORCEMENT OFFICERS AND FIRE FIGHTERS DISABILITY BENEFIT PAYMENTS	107,507	100,000	100,000
<b>Total</b>	<b>3,394,633</b>	<b>6,171,012</b>	<b>3,671,012</b>
<b>Grand Total</b> <i>(Enter on Line 1-E of Form MBR-1)</i>	<b>3,394,633</b>	<b>6,171,012</b>	<b>3,671,012</b>
<b>Funding Summary:</b>			
General Funds	1,293,165	3,634,489	1,134,489
State Support Special Funds			
Federal Funds	77,004	36,523	36,523
Other Special Funds	2,024,464	2,500,000	2,500,000
<b>Total Funds</b>	<b>3,394,633</b>	<b>6,171,012</b>	<b>3,671,012</b>



**NARRATIVE**  
**2026 BUDGET REQUEST**

Attorney General (070-00)

---

Name of Agency

By mandate of Article 6, Section 173, Mississippi Constitution of 1890, there shall be an Office of Attorney General. This office is entrusted with management of all legal affairs of the State and prosecution of all suits, civil or criminal, in which the State has an interest. The Attorney General has the authority to control and manage all litigation on behalf of the state and to maintain all suits necessary for enforcement of State laws, preservation of order, and protection of public rights. The Fiscal Year 2026 Budget Request for the Attorney General's Office includes the appropriation for eight (8) statutorily mandated programs - Supportive Services, Training, Opinions, Litigation, State Agency Contracts, Insurance Integrity Enforcement, Other Mandated Programs, and Crime Victims Compensation. These programs represent the combined budget of the State's largest legal and law enforcement office.

For FY 2026, our overall budget request is \$902,532 less. Included in our FY2026 request is \$1,248,467 for salary progression for merit-based salary increases and to account for inflationary increases for food, energy, and other essentials. The most critical asset of the Attorney General's Office is our people, who are largely lawyers and law enforcement. Our ability to recruit and retain quality professionals is vital to our ability to carry out our responsibilities for the State. Over the past several years, we have made substantial progress in creating a fair pay scale throughout the office, but we continue to struggle to be competitive in pay. At present, for example, only 14 of our 125 attorneys are at or above the recommended market salary level. All other attorneys are below that mark.

The small increase in salary budget also includes three additional personnel positions – 1 attorney and 2 sworn law enforcement – to account largely for increased activity in the caseload carried by our legal and law enforcement staff. While staff may come and go over the course of the year, we are consistently recruiting into those vacancies, leaving us unable to utilize those positions to add needed personnel to cover the increased caseload. The increase in criminal caseload is largely due to our new responsibilities at the CCID, the steady influx of officer-involved shootings at a statewide level, and a marked increase in cyber-facilitated crimes – both those investigated by our office directly and those investigated by local law enforcement in need of our technical and forensic investigative expertise. The increase in civil caseload is largely due to ideologically-driven lawsuits against the State, high-powered lawsuits brought by well-financed industries like Big Tech and Big Pharma challenging State laws, and by an increase in employment disputes against State agencies. While we cannot predict the number of such cases, we can anticipate that each will entail an adversary with unlimited resources, top-notch talent, and righteous zeal, and that Mississippi will require a quality legal team to navigate a complicated legal landscape.

Finally, the FY2026 request also includes a \$50,000 increase over the funds appropriated in FY2025 for the State's new MAMA (Mississippi Access to Maternal Assistance) project. While the partial funding provided in FY 2025 helped keep the website and app, which the Legislature obligated the Office of the Attorney General to implement and maintain without any other prior funding, operational, the \$50,000 will fill a vital gap in the project by helping us promote the site to the vulnerable populations it is meant to assist.

In reviewing our budget, we are able to suggest a cost savings to partially offset this small increase without any corresponding impact on services. Over the past two years, the Legislature has appropriated \$2.5 million per year to the Victims of Human Trafficking and Commercial Sexual Exploitation Fund. Through educational efforts with court staff, law enforcement, and prosecutors to bring in the mandated State assessments, as well as some fundraising through public education efforts, the Fund is expected to have \$1.5 million to distribute when the FY2026 solicitation for applications is released. Thus, while we request the same spending authority of \$2.5 million, we are able to reduce our appropriations request to \$1 million.

The Budget Request by major object for Fiscal Year 2026 is as follows:

**Personal Services – Salaries**

The Attorney General's Office is requesting \$31,944,756 in salaries, wages, and fringe benefits. This is an increase of \$1,547,468 over our FY 2025 appropriation, accounting for both salary progression and the addition of 3 personnel positions to assist with our increased criminal and civil caseloads. Salaries comprise the largest and most critical expenditure for the Attorney General's Office.

**Personal Services - Travel**

This Office is requesting \$746,257 in this category, equal to our FY 2025 appropriation. The in-state travel is used to pay for legal and investigative staff to represent the State and execute its statutory duties. Out-of-state travel funding is for attending meetings

**NARRATIVE**  
**2026 BUDGET REQUEST**

Attorney General (070-00)

---

Name of Agency

with counterparts from other states' Attorney General's Offices, engaging in training and required continuing education, engaging in federal oral arguments at the Fifth Circuit Court of Appeals and Supreme Court of the United States, and similar activities.

**Contractual Services**

\$4,950,245 is requested in the Contractual Services Category. These funds include contracts to supplement our full-time professional staff on an as-needed basis. This is a \$50,000 increase over our FY 2025 appropriation to account for the request for funds to promote the Mississippi Access to Maternal Assistance (MAMA) project to the vulnerable Mississippi families it is meant to serve.

**Commodities**

We are requesting \$810,602 in this category, which is equal to our FY 2025 appropriation.

**Capital Outlay**

Equipment: \$141,820 is requested in this area for replacement and purchase of aging office machines, furniture, fixtures, equipment, and IT equipment. This is equal to our FY2025 appropriation.

Vehicles: \$421,250 is requested for the replacement of aging, high-mileage, undercover law enforcement vehicles and purchase of vehicles for additional law enforcement officers. This is equal to our FY 2025 appropriation.

**Subsidies, Loans & Grants**

\$3,671,012 is requested for Subsidies, Loans and Grants. We anticipate that the requested \$1 million in direct FY 2026 appropriation, along with funds from private fundraising and court assessments, will provide sufficient monies to cover the full \$2.5 million needed for victim services grants in FY 2026. Thus, while the direct appropriation request is smaller, the full \$2.5 million in spending authority is critical.

This category also includes funding for the Victims Compensation Program, which provides financial assistance and services to victims of violent crime and their family members. We also continue to provide support to the Children's Advocacy Centers of Mississippi, which provide forensic interviewers in child abuse and child sexual abuse cases, and training for law enforcement officers and prosecutors about child abuse cases.

**Overall**

This budget is funded from general funds, federal grant monies, and other limited special funds. The Attorney General's Office is requesting \$42,685,942 for FY 2026, including \$32,808,089 in General Funds. The sums requested are the result of careful planning and reflect those resources essential for the performance of the Attorney General's constitutional and statutory mandates. Program requests are interwoven to produce a well-integrated budget. Consequently, the ability of the Attorney General's Office to fully perform its duties requires this balanced, broad-based allocation of resources.

**OUT-OF-STATE TRAVEL  
FISCAL YEAR 2026**

Attorney General (070-00)

Name of Agency

Note: All expenditures recorded on this form must be totaled and said total must agree with the out-of-state travel amount indicated for FY 2024 on Form Mbr-1, line 1.A.2.b.

Employee's Name	Destination	Purpose	Travel Cost	Funding Source
ALEXIS MORRIS	CHICAGO IL	FEDERATION OF ASSOCIATION OF REGULATORY BOARDS REGUALTORY LAW	1,845	GEN
ALLISON BOWIE	CHICAGO IL	NATIONAL JOINT TRAINING CONFERENCE FOR VOCA	922	GEN
ALLISON HARTMAN	PASADENA CA	ASSOCIATION OF GOVERNMENT ATTORNEY IN CAPITAL LITIGATION	1,910	GEN
ANNA WARD	DALLAS TX	CRIMES AGAINST CHILDREN CONFERENCE	1,412	GEN
ANNA WARD	LAS VEGAS NV	NORTH AMERICAN HUMAN TRAFFICKING CONFERENCE	1,269	GEN
ANNA WARD	WASHINGTON DC	MEETING WITH CONGRESSIONAL STAFFERS	833	GEN
ANNA WARD	MINNEAPOLIS MN	AGA HUMAN TRAFFICKING CONFERENCE	139	GEN
ASHLEY HANNAH	DECATUR GA	UNDERCOVER CHAT INVESTIGATIONS TRAINING	612	FED
BRANDON GARRETT	PORTLAND OR	NAMFCU STRATEGIES IN MEDICAID FRAUD	360	GEN
BRANDON GARRETT	PORTLAND OR	NAMFCU STRATEGIES IN MEDICAID FRAUD	1,079	FED
BRANTLEY WALTON	SEATTLE WA	NAMFCU ANNUAL CONFERENCE AND TRAINING	510	GEN
BRANTLEY WALTON	SEATTLE WA	NAMFCU ANNUAL CONFERENCE AND TRAINING	1,531	FED
BRANTLEY WALTON	COLUMBUS OH	MANAGING A MEDICAID FRAUD CONTROL UNIT TRAINING PROGRAM	368	GEN
BRANTLEY WALTON	COLUMBUS OH	MANAGING A MEDICAID FRAUD CONTROL UNIT TRAINING PROGRAM	1,102	FED
BRIAN TAYLOR	ATLANTA GA	NATIONAL LAW ENFORCEMENT TRAINING ON CHILD EXPLOITATION	1,162	FED
BRIDGETTE GRANT	NEW ORLEANS LA	FIFTH CIRCUIT HEARING	290	GEN
BRIDGETTE GRANT	NEW ORLEANS LA	FIFTH CIRCUIT APPELLATE ADVOCACY SEMINAR	552	GEN
BRYAN ROBERTS	SAN DIEGO CA	NATIONAL MEDICAID FRAUD CONTROL UNIT RESIDENT ABUSE TRAINING	168	GEN
BRYAN ROBERTS	SAN DIEGO CA	NATIONAL MEDICAID FRAUD CONTROL UNIT RESIDENT ABUSE TRAINING	504	FED
CALEB PRACTH	WASHINGTON DC	ANTITRUST TASK FORCE SPRING MEETING	1,552	GEN
CAMALA AINSWORTH	WILLIAMSBURG VA	NATIONAL ASSOCIATION OF PROSECUTOR COORINDATORS WINTER CONFERENCE	1,546	GEN

**OUT-OF-STATE TRAVEL  
FISCAL YEAR 2026**

Attorney General (070-00)

Name of Agency

Note: All expenditures recorded on this form must be totaled and said total must agree with the out-of-state travel amount indicated for FY 2024 on Form Mbr-1, line 1.A.2.b.

Employee's Name	Destination	Purpose	Travel Cost	Funding Source
CAMALA AINSWORTH	NASHVILLE TN	NATIONAL ASSOCIATION OF PROSECUTOR COORINDATORS SUMMER CONFERENCE	986	GEN
CAMALA AINSWORTH	BOISE ID	NAPC SUMMER TRAINING CONFERENCE	842	OTH
CARA MUIRHEAD	MONTGOMERY AL	INTRODUCTION TO MEDICAID FRAUD AND RESIDENT ABUSE	167	GEN
CARA MUIRHEAD	MONTGOMERY AL	INTRODUCTION TO MEDICAID FRAUD AND RESIDENT ABUSE	503	FED
CARL LAMPTON	SHREVEPORT LA	GLOCK MOS INSTRUCTORS WORKSHOP	212	GEN
CARL LAMPTON	SHREVEPORT LA	GLOCK MOS INSTRUCTORS WORKSHOP	634	FED
CARL LAMPTON	SMYRNA GA	GLOCK MOS OPERATORS COURSE	147	GEN
CARL LAMPTON	SMYRNA GA	GLOCK MOS OPERATORS COURSE	443	FED
CARL LAMPTON	FLORENCE AL	NRA HANDGUN SHOTGUN INSTRUCTOR COURSE	217	GEN
CARL LAMPTON	FLORENCE AL	NRA HANDGUN SHOTGUN INSTRUCTOR COURSE	650	FED
CHARLES RUBISOFF	PHOENIX AZ	AGA NODES PHOENIX	290	GEN
CHARLES RUBISOFF	HOOVER AL	NATIONAL COMPUTER FORENSICS INSTITUTE	185	GEN
CHRISTOPHER CLARK	SAN DIEGO CA	NATIONAL MEDICAID FRAUD CONTROL UNIT RESIDENT ABUSE TRAINING	160	GEN
CHRISTOPHER CLARK	SAN DIEGO CA	NATIONAL MEDICAID FRAUD CONTROL UNIT RESIDENT ABUSE TRAINING	478	FED
CRYSTAL SECOY	NASHVILLE TN	CONSUMER PROTECTION MEETING	648	GEN
CRYSTAL SECOY	DENVER CO	CONSUMER PROTECTION SETTLEMENT MEETING	687	GEN
CRYSTAL SECOY	NEW ORLEANS LA	HEALTH FRAUD SUMMIT	397	GEN
CRYSTAL SECOY	WASHINGTON DC	CONSUMER PROTECTION CONFERENCE	353	GEN
CRYSTAL SECOY	PARK CITY UT	CONSUMER PROTECTION CHIEFS MEETING	46	GEN
CRYSTAL SECOY	DENVER CO	CONSUMER PROTECTION SETTLEMENT MEETING	1,095	GEN
DAPHNE BAKER	BURLINGTON VT	NACAP CONFERENCE	1,914	GEN
DAVID DOMINO	SEATTLE WA	NAMFCU ANNUAL CONFERENCE AND TRAINING	482	GEN
DAVID DOMINO	SEATTLE WA	NAMFCU ANNUAL CONFERENCE AND TRAINING	1,448	FED

**OUT-OF-STATE TRAVEL  
FISCAL YEAR 2026**

Attorney General (070-00)

Name of Agency

Note: All expenditures recorded on this form must be totaled and said total must agree with the out-of-state travel amount indicated for FY 2024 on Form Mbr-1, line 1.A.2.b.

<b>Employee's Name</b>	<b>Destination</b>	<b>Purpose</b>	<b>Travel Cost</b>	<b>Funding Source</b>
DAVID DOMINO	DALLAS TX	NATIONAL HEALTHCARE ANTIFRAUD ASSOCIATION ANNUAL CONFERENCE	392	GEN
DAVID DOMINO	DALLAS TX	NATIONAL HEALTHCARE ANTIFRAUD ASSOCIATION ANNUAL CONFERENCE	1,177	FED
ELISABETH MARTIN	PORTLAND OR	SPEAKING ON PANEL AND ATTENDING CONFERENCE	69	GEN
ELISABETH MARTIN	MYSTIC CT	NATIONAL ASSOCIATION OF ATTORNEYS GENERAL EASTERN REGIONAL MEETING	39	GEN
ELISABETH MARTIN	CINCINNATI OH	ANATOMY OF A CONSUMER PROTECTION CASE TRAINING	65	GEN
EMILY MORGAN	NASHVILLE TN	SOCIAL MEDIA PLATFORMS WORKING GROUP MEETING	981	GEN
EMILY MORGAN	DENVER CO	CONSUMER PROTECTION SETTLEMENT MEETING	979	GEN
EMILY MORGAN	NASHVILLE TN	CONSUMER PROTECTION SETTLEMENT MEETING	1,000	GEN
ERIC WIGINTON	SAN DIEGO CA	INTERNATIONAL ASSOCIATION OF CHIEFS POLICE CONFERENCE	3,425	GEN
GERALD KUCIA	DALLAS TX	DEPOSITION	383	GEN
GREGORY ALSTON	MIAMI FL	FREEDOM SUMMIT	1,114	GEN
GREGORY ALSTON	WASHINGTON DC	NATIONAL ASSOCIATION OF ATTORNEYS GENERAL CAPITAL FORUM	150	GEN
JAMIE WHITE	ORLANDO FL	IACIS TRAINING	1,345	GEN
JAMISON CRABTREE	MONTGOMERY AL	INTRODUCTION TO MEDICAID FRAUD AND RESIDENT ABUSE	157	GEN
JAMISON CRABTREE	MONTGOMERY AL	INTRODUCTION TO MEDICAID FRAUD AND RESIDENT ABUSE	472	FED
JESSICA MALONE	NEW ORLEANS LA	APPELLETE ADVOCACY SEMINAR	723	GEN
JIMMY ROGERS	SEATTLE WA	NAMFCU ANNUAL CONFERENCE AND TRAINING	531	GEN
JIMMY ROGERS	SEATTLE WA	NAMFCU ANNUAL CONFERENCE AND TRAINING	1,592	FED
JIMMY ROGERS	COLUMBUS OH	MANAGING A MEDICAID FRAUD CONTROL UNIT TRAINING PROGRAM	176	GEN
JIMMY ROGERS	COLUMBUS OH	MANAGING A MEDICAID FRAUD CONTROL UNIT TRAINING PROGRAM	527	FED
JOE BROWN	CLEARWATER FL	INTERNATIONAL ASSOCIATION OF HUMAN TRAFFICKING INVESTIGATIONS	1,769	GEN
JOHN MARDIS	SAN DIEGO CA	INTERNATIONAL ASSOCIATION OF CHIEFS POLICE CONFERENCE	3,349	GEN

**OUT-OF-STATE TRAVEL  
FISCAL YEAR 2026**

Attorney General (070-00)

Name of Agency

Note: All expenditures recorded on this form must be totaled and said total must agree with the out-of-state travel amount indicated for FY 2024 on Form Mbr-1, line 1.A.2.b.

Employee's Name	Destination	Purpose	Travel Cost	Funding Source
JONATHON MULLINS	ATLANTA GA	NATIONAL LAW ENFORCEMENT TRAINING ON CHILD EXPLOITATION	1,115	FED
JOSEPH MCCLATCHY	LITTLE ROCK AR	ARKANSAS ATTORNEY GENERAL OPIOID SUMMIT	450	GEN
JUSTIN HARRIS	SAN DIEGO CA	INTERNATIONAL ASSOCIATION CHIEFS POLICE CONFERENCE	1,494	GEN
JUSTIN HARRIS	SAN DIEGO CA	INTERNATIONAL ASSOCIATION CHIEFS POLICE CONFERENCE	1,806	FED
JUSTIN HARRIS	MONTGOMERY AL	MEDICAID FRAUD CONTROL UNIT SOUTHERN REGIONAL MEETING	104	GEN
JUSTIN HARRIS	MONTGOMERY AL	MEDICAID FRAUD CONTROL UNIT SOUTHERN REGIONAL MEETING	313	FED
JUSTIN HARRIS	COLUMBUS OH	MANAGING A MEDICAID FRAUD CONTROL UNIT TRAINING PROGRAM	438	GEN
JUSTIN HARRIS	COLUMBUS OH	MANAGING A MEDICAID FRAUD CONTROL UNIT TRAINING PROGRAM	1,314	FED
JUSTIN HARRIS	PHILADELPHIA PA	CIVIL FRAUD TRAINING PROGRAM	625	GEN
JUSTIN HARRIS	PHILADELPHIA PA	CIVIL FRAUD TRAINING PROGRAM	1,874	FED
JUSTIN MATHENY	NEW ORLEANS LA	FIFTH CIRCUIT HEARING	444	GEN
KIMBERLY EVANS	DALLAS TX	CRIMES AGAINST CHILDREN CONFERENCE	2,577	FED
KIMBERLY EVANS	APPLETON WI	CELLEBRITE CERT OPER AND CERT PHY ANALYST COURSE	3,057	FED
LADONNA HOLLAND	PASADENA CA	ASSOCIATION OF GOVERNMENT ATTORNEY IN CAPITAL LITIGATION	1,935	GEN
LAKEN RYALS	FORT LAUDERDALE FL	NAPPA LEGAL EDUCATION CONFERENCE	798	GEN
LINDSAY CRANFORD	SAN FRANCISCO CA	CHIEF DEPUTIES/CHIEF OF STAFF MEETING	229	GEN
LINDSAY CRANFORD	KIAWAH ISLAND SC	AL AND PREVENTING CHILD EXPLOITATION SEMINAR	460	GEN
LINDSAY CRANFORD	TUCSON AZ	WOMEN'S EMPOWERMENT SUMMIT	647	GEN
LISA MCCAIN	ALBUQUERQUE NM	MEDICAID FRAUD AND RESIDENT ABUSE TRAINING	343	GEN
LISA MCCAIN	ALBUQUERQUE NM	MEDICAID FRAUD AND RESIDENT ABUSE TRAINING	1,027	FED
LUTHER MILSAP	BOSTON MS	MANAGING A MEDICAID FRAUD CONTROL UNIT TRAINING PROGRAM	358	GEN
LUTHER MILSAP	BOSTON MS	MANAGING A MEDICAID FRAUD CONTROL UNIT TRAINING PROGRAM	1,075	FED

**OUT-OF-STATE TRAVEL  
FISCAL YEAR 2026**

Attorney General (070-00)

Name of Agency

Note: All expenditures recorded on this form must be totaled and said total must agree with the out-of-state travel amount indicated for FY 2024 on Form Mbr-1, line 1.A.2.b.

Employee's Name	Destination	Purpose	Travel Cost	Funding Source
LYNN FITCH	DALLAS TX	WOMEN'S LEADERSHIP FORUM	320	GEN
LYNN FITCH	MIRAMAR BEACH FL	MISSISSIPPI BAR SUMMER SCHOOL AND ANNUAL MEETING	579	GEN
LYNN FITCH	MIRAMAR BEACH FL	MISSISSIPPI BAR SUMMER SCHOOL AND ANNUAL MEETING	2,175	OTH
LYNN FITCH	ATLANTA GA	SPEAKER AT FRONTLINE RUN2WIN CONFERENCE	278	GEN
MALLORIE ADAMS	LAS VEGAS NV	ANNUAL ADOBE SUMMIT	1,971	GEN
MARCUS COLLEY	SAN DIEGO CA	INTERNATIONAL ASSOCIATION CHIEFS POLICE CONFERENCE	3,313	GEN
MARLIN MILLER	SEATTLE WA	NAMFCU ANNUAL CONFERENCE AND TRAINING	558	GEN
MARLIN MILLER	SEATTLE WA	NAMFCU ANNUAL CONFERENCE AND TRAINING	1,674	FED
MARLIN MILLER	WASHINGTON DC	ANNUAL MEDICAID FRAUD CONTROL UNIT DIRECTORS MEETING	594	GEN
MARLIN MILLER	WASHINGTON DC	ANNUAL MEDICAID FRAUD CONTROL UNIT DIRECTORS MEETING	1,781	FED
MARLIN MILLER	NEW ORLEANS LA	HEALTHCARE SECTOR FRAUD TRAINING ACROSS DISCIPLINES	36	GEN
MARLIN MILLER	NEW ORLEANS LA	HEALTHCARE SECTOR FRAUD TRAINING ACROSS DISCIPLINES	108	FED
MARY WALL	BOSTON MA	ATTORNEY GENERAL ALLIANCE FALL WORKING GROUP MEETINGS	251	GEN
MATTHEW TRAVIS	ORLANDO FL	ICAC TASK FORCE COMMANDERS MEETING	567	GEN
MAYA EDWARDS	DALLAS TX	CRIMES AGAINST WOMEN CONFERENCE	558	GEN
MAYA EDWARDS	DALLAS TX	CRIMES AGAINST WOMEN CONFERENCE	1,215	FED
MICHELLE ADAMS	NEW ORLEANS LA	INIA DRUG TERRORIST INTERDICTION CONFERENCE	1,956	FED
MICHELLE ADAMS	DECATUR GA	UNDERCOVER CHAT INVESTIGATIONS TRAINING	721	FED
MICHELLE ADAMS	CLEARWATER FL	INTERNATIONAL ASSOCIATION OF HUMAN TRAFFICKING INVESTIGATIONS	1,323	GEN
MICHELLE MARSTON	WASHINGTON DC	CONGRESSIONAL STAFF BRIEFING	174	GEN
MICHELLE MARSTON	SCOTTSDALE AZ	ATTORNEY GENERAL CONFERENCE	253	GEN
MOLLY MILLER	WILLIAMSBURG VA	NATIONAL ASSOCIATION OF PROSECUTOR COORDINATORS WINTER CONFERENCE	1,546	GEN

**OUT-OF-STATE TRAVEL  
FISCAL YEAR 2026**

Attorney General (070-00)

Name of Agency

Note: All expenditures recorded on this form must be totaled and said total must agree with the out-of-state travel amount indicated for FY 2024 on Form Mbr-1, line 1.A.2.b.

<b>Employee's Name</b>	<b>Destination</b>	<b>Purpose</b>	<b>Travel Cost</b>	<b>Funding Source</b>
MOLLY MILLER	BOSTON MA	ATTORNEY GENERAL ALLIANCE CANNABIS WORKING GROUP MEETING	1,621	GEN
MOLLY MILLER	NASHVILLE TN	NATIONAL ASSOCIATION OF PROSECUTOR COORINDATORS SUMMER CONFERENCE	830	FED
MOLLY MILLER	ANAHEIM CA	IACP IMPAIRED DRIVING AND TRAFFIC SAFETY CONFERENCE	1,339	FED
MOLLY MILLER	ANAHEIM CA	IACP IMPAIRED DRIVING AND TRAFFIC SAFETY CONFERENCE	598	GEN
MOLLY MILLER	BOISE ID	NAPC SUMMER TRAINING CONFERENCE	1,012	GEN
MOLLY MILLER	BOISE ID	NAPC SUMMER TRAINING CONFERENCE	842	OTH
PAMELA DORTCH	SAN DIEGO CA	PRACTICAL SKILLS MEDICAID FRAUD AND RESIDENT ABUSE	126	GEN
PAMELA DORTCH	SAN DIEGO CA	PRACTICAL SKILLS MEDICAID FRAUD AND RESIDENT ABUSE	379	FED
PATRICIA BEALE	PHILADELPHIA PA	CONSUMER PROTECTION SETTLEMENT MEETING	849	GEN
PATRICIA BEALE	NEW YOR CITY NY	BERNSTEINLITOWITZ BERGER AND GROSSMAN FORUM	197	GEN
PAUL HOLLEY	HOOVER AL	NATIONAL COMPUTER FORENSICS INSTITUTE	142	GEN
PHILLIP HENDRICKS	CLEARWATER FL	INTERNATIONAL ASSOCIATION OF HUMAN TRAFFICKING INVESTIGATIONS	1,612	GEN
RACHEL-JOHANNA BEELAND	LITTLE ROCK AR	ARKANSAS ATTORNEY GENERAL OPIOID SUMMIT	590	GEN
RICHARD GULLEDGE	ORLANDO FL	ICAC TASK FORCE COMMANDERS MEETING	567	GEN
RICHARD GULLEDGE	ORLANDO FL	ICAC TASK FORCE COMMANDERS MEETING	1,089	FED
RICHARD HATCH	AUSTIN TX	CERTIFIED FRAUD EXAMINER EXAM REVIEW COURSE	1,821	GEN
ROBERT CHISHOLM	HOOVER AL	FINANCIAL AND ELECTRONIC CRIMES MEETING	133	GEN
ROBERT CHISHOLM	AUSTIN TX	CELLEBRITE TRAINING	2,190	GEN
ROY SPROWLES	HOOVER AL	FINANCIAL AND ELECTRONIC CRIMES MEETING	118	GEN
SAMUEL MARTIN	SAN DIEGO CA	NATIONAL MEDICAID FRAUD CONTROL UNIT RESIDENT ABUSE TRAINING	259	GEN
SAMUEL MARTIN	SAN DIEGO CA	NATIONAL MEDICAID FRAUD CONTROL UNIT RESIDENT ABUSE TRAINING	779	FED
SCOTT STEWART	NEW ORLEANS LA	FIFTH CIRCUIT HEARING	546	GEN



**OUT-OF-STATE TRAVEL  
FISCAL YEAR 2026**

Attorney General (070-00)

Name of Agency

Note: All expenditures recorded on this form must be totaled and said total must agree with the out-of-state travel amount indicated for FY 2024 on Form Mbr-1, line 1.A.2.b.

<b>Employee's Name</b>	<b>Destination</b>	<b>Purpose</b>	<b>Travel Cost</b>	<b>Funding Source</b>
SCOTT STEWART	AUSTIN TX	FIFTH CIRCUIT JUDICIAL CONFERENCE	1,496	GEN
SCOTT STEWART	NEW ORLEANS LA	FIFTH CIRCUIT HEARING	495	GEN
SCOTT STEWART	WASHINGTON DC	NATIONAL LAWYERS CONVENTION	1,082	GEN
SEAN COOPER	MONTGOMERY AL	INTRODUCTION TO MEDICAID FRAUD AND RESIDENT ABUSE	178	GEN
SEAN COOPER	MONTGOMERY AL	INTRODUCTION TO MEDICAID FRAUD AND RESIDENT ABUSE	534	FED
SHAWN WOLFE	CHARLESTON SC	AGA AI AND CHILD EXPLOITATION SEMINAR	286	GEN
SHAWN WOLFE	HOOVER AL	NATIONAL COMPUTER FORENSICS INSTITUTE	175	GEN
STEPHANIE BROWN	LAS VEGAS NV	NORTH AMERICAN HUMAN TRAFFICKING CONFERENCE	1,529	GEN
STEPHEN GAY	LITTLE ROCK AR	ARKANSAS ATTORNEY GENERAL OPIOID SUMMIT	504	GEN
TAMI HUTSON	ALBUQUERQUE NM	MEDICAID FRAUD AND RESIDENT ABUSE TRAINING	279	GEN
TAMI HUTSON	ALBUQUERQUE NM	MEDICAID FRAUD AND RESIDENT ABUSE TRAINING	837	FED
TAMI HUTSON	SAN JOSE CA	NATIONAL MEDICAID FRAUD CONTROL UNIT MEDICAID 102	507	GEN
TAMI HUTSON	SAN JOSE CA	NATIONAL MEDICAID FRAUD CONTROL UNIT MEDICAID 102	1,521	FED
THOMAS CASE	PHOENIX AZ	AGA NODES PHOENIX	83	GEN
TONYA BLAIR	NEW ORLEANS LA	NATIONAL INSTITUTE ON THE PROS OF ELDER ABUSE	254	GEN
TONYA BLAIR	NEW ORLEANS LA	NATIONAL INSTITUTE ON THE PROS OF ELDER ABUSE	763	FED
TONYA BLAIR	SEATTLE WA	NAMFCU ANNUAL CONFERENCE AND TRAINING	536	GEN
TONYA BLAIR	SEATTLE WA	NAMFCU ANNUAL CONFERENCE AND TRAINING	1,608	FED
VANDRICK ZOLLICOFFER	NASHVILLE TN	PRACTICAL SKILLS MEDICAID FRAUD AND RESIDENT ABUSE	365	GEN
VANDRICK ZOLLICOFFER	NASHVILLE TN	PRACTICAL SKILLS MEDICAID FRAUD AND RESIDENT ABUSE	1,095	FED
VANDRICK ZOLLICOFFER	SAN DIEGO CA	NATIONAL MEDICAID FRAUD CONTROL UNIT RESIDENT ABUSE TRAINING	635	GEN
VANDRICK ZOLLICOFFER	SAN DIEGO CA	NATIONAL MEDICAID FRAUD CONTROL UNIT RESIDENT ABUSE TRAINING	1,904	FED
VANESSA WILBERT	DALLAS TX	CRIMES AGAINST WOMEN CONFERENCE	558	GEN

**OUT-OF-STATE TRAVEL  
FISCAL YEAR 2026**

Attorney General (070-00)

Name of Agency

Note: All expenditures recorded on this form must be totaled and said total must agree with the out-of-state travel amount indicated for FY 2024 on Form Mbr-1, line 1.A.2.b.

<b>Employee's Name</b>	<b>Destination</b>	<b>Purpose</b>	<b>Travel Cost</b>	<b>Funding Source</b>
VANESSA WILBERT	DALLAS TX	CRIMES AGAINST WOMEN CONFERENCE	1,213	FED
VICTORIA RICE	SAN DIEGO CA	ICAC TASK FORCE COMMANDERS MEETING	1,560	FED
WILLIAM LAMAR	MONTGOMERY AL	NATIONAL MEDICAID FRAUD CONTROL UNIT REGIONAL MEETING	186	GEN
WILLIAM LAMAR	MONTGOMERY AL	NATIONAL MEDICAID FRAUD CONTROL UNIT REGIONAL MEETING	559	FED
WILLIAM MCNEIL	NEW ORLEANS LA	INIA DRUG TERRORIST INTERDICTION CONFERENCE	1,550	GEN
WILLIAM MCNEIL	CLEARWATER FL	INTERNATIONAL ASSOCIATION OF HUMAN TRAFFICKING INVESTIGATIONS	1,510	GEN
WILLIAM SPRADLING	BOSTON MA	MANAGING A MEDICAID FRAUD CONTROL UNIT TRAINING PROGRAM	443	GEN
WILLIAM SPRADLING	BOSTON MA	MANAGING A MEDICAID FRAUD CONTROL UNIT TRAINING PROGRAM	1,328	FED
WILLIE RICHARDSON	WASHINGTON DC	NDAACAPITAL CONFERENCE AND LEGISLATIVE MEETINGS	1,468	GEN
<b>Total Out of State Cost</b>			<b>\$ 142,179</b>	

**FEES, PROFESSIONAL AND OTHER SERVICES**

Attorney General (070-00)

Name of Agency

TYPE OF FEE AND NAME OF VENDOR	Retired w/ PERS	(1) Actual Expenses FY Ending June 30, 2024	(2) Estimated Expenses FY Ending June 30, 2025	(3) Requested Expenses FY Ending June 30, 2026	Fund Source
--------------------------------	-----------------------	--	---	---	-------------

61600000 INTER-AGENCY FEES

DEPARTMENT OF FINANCE AND ADMINISTRATION/MMRS

*Comp. Rate: \$11545/per quarter*

**Total 61600000 INTER-AGENCY FEES**

46,179	65,000	65,000	GEN
<b>46,179</b>	<b>65,000</b>	<b>65,000</b>	

61610000 CONTRACT WORKER PAYROLL

BLAKENEY LABAN/Intern

*Comp. Rate: \$12.00/hour*

2,566			GEN
-------	--	--	-----

BRADSHAW BLAKE/Intern

*Comp. Rate: \$12.00/hour*

6,282			GEN
-------	--	--	-----

BURNHAM CINDY/Contract Worker

*Comp. Rate: \$23.93/hour*

20,819	Y		GEN
--------	---	--	-----

CAREY ZACHARY/Intern

*Comp. Rate: \$14.00/hour*

3,150			GEN
-------	--	--	-----

CARTER PHILLIP/Contract Worker

*Comp. Rate: \$50.00/hour*

3,450	Y		GEN
-------	---	--	-----

COLLEY JARIUS/Intern

*Comp. Rate: \$14.00/hour*

3,108			GEN
-------	--	--	-----

CONFIDENTIAL/Minor - Inspections

*Comp. Rate: \$10.00/hour*

530			FED
-----	--	--	-----

CONFIDENTIAL/Minor - Inspections

*Comp. Rate: \$10.00/hour*

1,715			FED
-------	--	--	-----

CONFIDENTIAL/Minor - Inspections

*Comp. Rate: \$10.00/hour*

4,410			FED
-------	--	--	-----

CONFIDENTIAL/Minor - Inspections

*Comp. Rate: \$10.00/hour*

755			FED
-----	--	--	-----

CONFIDENTIAL/Minor - Inspections

*Comp. Rate: \$10.00/hour*

1,255			FED
-------	--	--	-----

CONFIDENTIAL/Minor - Inspections

*Comp. Rate: \$10.00/hour*

2,653			FED
-------	--	--	-----

CONFIDENTIAL/Minor - Inspections

*Comp. Rate: \$10.00/hour*

1,842			FED
-------	--	--	-----

CONFIDENTIAL/Minor - Inspections

*Comp. Rate: \$10.00/hour*

800			FED
-----	--	--	-----

CONFIDENTIAL/Minor - Inspections

*Comp. Rate: \$10.00/hour*

538			FED
-----	--	--	-----

CONFIDENTIAL/Minor - Inspections

*Comp. Rate: \$10.00/hour*

1,218			FED
-------	--	--	-----

CONFIDENTIAL/Minor - Inspections

*Comp. Rate: \$10.00/hour*

1,235			FED
-------	--	--	-----

CONFIDENTIAL/Minor - Inspections

*Comp. Rate: \$10.00/hour*

230			FED
-----	--	--	-----

CONFIDENTIAL/Minor - Inspections

*Comp. Rate: \$10.00/hour*

1,550			FED
-------	--	--	-----

CONFIDENTIAL/Minor - Inspections

**FEES, PROFESSIONAL AND OTHER SERVICES**

Attorney General (070-00)

Name of Agency					
TYPE OF FEE AND NAME OF VENDOR	Retired w/ PERS	(1) Actual Expenses FY Ending June 30, 2024	(2) Estimated Expenses FY Ending June 30, 2025	(3) Requested Expenses FY Ending June 30, 2026	Fund Source
<i>Comp. Rate: \$10.00/hour</i> CONFIDENTIAL/Minor - Inspections		320	620,000	620,000	FED
<i>Comp. Rate: \$10.00/hour</i> CONFIDENTIAL/Minor - Inspections		4,425			OTH
<i>Comp. Rate: \$10.00/hour</i> CONFIDENTIAL/Minor - Inspections		1,620			OTH
<i>Comp. Rate: \$10.00/hour</i> CONFIDENTIAL/Minor - Inspections		1,650			OTH
<i>Comp. Rate: \$10.00/hour</i> CONFIDENTIAL/Minor - Inspections		1,450			OTH
<i>Comp. Rate: \$10.00/hour</i> CONFIDENTIAL/Minor - Inspections		170			OTH
<i>Comp. Rate: \$10.00/hour</i> CONFIDENTIAL/Minor - Inspections		2,345			OTH
<i>Comp. Rate: \$10.00/hour</i> CONFIDENTIAL/Minor - Inspections		5,380			OTH
<i>Comp. Rate: \$10.00/hour</i> CONFIDENTIAL/Minor - Inspections		1,120			OTH
<i>Comp. Rate: \$10.00/hour</i> CONFIDENTIAL/Minor - Inspections		167			OTH
<i>Comp. Rate: \$10.00/hour</i> CONFIDENTIAL/Minor - Inspections		235			OTH
<i>Comp. Rate: \$10.00/hour</i> CONFIDENTIAL/Minor - Inspections		200			OTH
<i>Comp. Rate: \$10.00/hour</i> CONFIDENTIAL/Minor - Inspections		2,875			OTH
<i>Comp. Rate: \$10.00/hour</i> CONFIDENTIAL/Minor - Inspections		1,045			OTH
<i>Comp. Rate: \$10.00/hour</i> CONFIDENTIAL/Minor - Inspections		730			OTH
<i>Comp. Rate: \$10.00/hour</i> CONFIDENTIAL/Minor - Inspections		700			OTH
<i>Comp. Rate: \$14.00/hour</i> DILLARD LAMAR/Intern		3,458			GEN
<i>Comp. Rate: \$14.00/hour</i> DUNN GRAYCEN/Intern		2,660			GEN
<i>Comp. Rate: \$14.00/hour</i> ESCOBEDO ISABELLA/Intern		2,016			OTH
<i>Comp. Rate: \$14.00/hour</i> EVANS STORMIE/Intern		3,220			GEN FED
<i>Comp. Rate: \$14.00/hour</i> FINCH CLAIRE/Intern		2,716			GEN
<i>Comp. Rate: \$12.00/hour</i> FOSTER EMILY/Intern		2,034			GEN
<i>Comp. Rate: \$12.00/hour</i> FRALEY CONNOR/Intern		2,400			GEN
<i>Comp. Rate: \$12.00/hour</i> GANT ASHLEY/Intern					

**FEES, PROFESSIONAL AND OTHER SERVICES**

Attorney General (070-00)

Name of Agency

TYPE OF FEE AND NAME OF VENDOR	Retired w/ PERS	(1) Actual Expenses FY Ending June 30, 2024	(2) Estimated Expenses FY Ending June 30, 2025	(3) Requested Expenses FY Ending June 30, 2026	Fund Source
Comp. Rate: \$12.00/hour HACKETT JASON/Intern		2,052			GEN
Comp. Rate: \$12.00/hour HARMON CASSANDRA/Intern		2,100			GEN
Comp. Rate: \$14.00/hour HARRINGTON EMILY/Intern		3,220			GEN
Comp. Rate: \$14.00/hour HAYES LEYSER/Contract Worker		2,492			GEN
Comp. Rate: \$50.00/hour HICKS CODIE/Intern	Y	41,088			GEN
Comp. Rate: \$14.00/hour HOLLINGSWORTH ABBY/Intern		3,150			GEN
Comp. Rate: \$12.00/hour HUFFMAN ANDREW/Intern		2,016			GEN
Comp. Rate: \$12.00/hour JOHNSTON WILLIAM/Intern		2,592			GEN
Comp. Rate: \$12.00/hour JONES THOMAS/Intern		4,953			GEN OTH
Comp. Rate: \$12.00/hour KIHM CHARLES/Intern		2,280			GEN
Comp. Rate: \$12.00/hour LEE LAUREL/Intern		1,734			GEN
Comp. Rate: \$12.00/hour LOWERY ROBERT/Contract Worker		2,262			GEN FED
Comp. Rate: \$24.04/hour LUSK SARAH/Contract Worker	Y	2,019			GEN
Comp. Rate: \$42.00/hour MABURY MARGARET/Intern		59,451			GEN
Comp. Rate: \$14.00/hour MARTIN KYLE/Intern		2,660			GEN FED
Comp. Rate: \$12.00/hour MAUGANS MORGAN/Intern		2,572			GEN
Comp. Rate: \$12.00/hour MCKNIGHT REGAN/Intern		2,280			GEN
Comp. Rate: \$14.00/hour MITCHELL ELLIS/Contract Worker		3,122			GEN
Comp. Rate: \$50.00/hour MONCRIEF ALYSSA/Intern	Y	27,626			GEN
Comp. Rate: \$12.00/hour MULLINS ANNA/Contract Worker		2,140			GEN
Comp. Rate: \$40.00/hour OUTLAW KAEHLA/Intern		4,390			GEN
Comp. Rate: \$12.00/hour PURNELL PAUL/Intern		1,608			GEN
Comp. Rate: \$14.00/hour RAAD NICHOLAS/Intern		3,052			GEN

**FEES, PROFESSIONAL AND OTHER SERVICES**

Attorney General (070-00)

Name of Agency

TYPE OF FEE AND NAME OF VENDOR	Retired w/ PERS	(1) Actual Expenses FY Ending June 30, 2024	(2) Estimated Expenses FY Ending June 30, 2025	(3) Requested Expenses FY Ending June 30, 2026	Fund Source
Comp. Rate: \$12.00/hour		2,268			GEN FED
ROGERS TAYLOR/Intern					
Comp. Rate: \$12.00/hour		1,274			GEN
STANLEY MCKENZIE/Intern					
Comp. Rate: \$12.00/hour		2,640			GEN
SULLIVAN MEAGAN/Intern					
Comp. Rate: \$12.00/hour		2,208			GEN
TATE MICHAEL/Intern					
Comp. Rate: \$12.00/hour		2,292			GEN
THOMASON CASE/Intern					
Comp. Rate: \$14.00/hour		2,252			GEN
THOMPSON TAYLOR/Intern					
Comp. Rate: \$14.00/hour		3,472			GEN
WILLIAMS JAMEESE/Intern					
Comp. Rate: \$12.00/hour		1,968			GEN
<b>Total 61610000 CONTRACT WORKER PAYROLL</b>		<b>300,275</b>	<b>620,000</b>	<b>620,000</b>	
61625000 CONTRACT WORKER PAYROLL MATCH					
CONTRACT WORKER PAYROLL MATCH/CONTRACT					
Comp. Rate: Set by Government		38,919	85,500	85,500	GEN FED
<b>Total 61625000 CONTRACT WORKER PAYROLL MATCH</b>		<b>38,919</b>	<b>85,500</b>	<b>85,500</b>	
61670000 LEGAL AND RELATED SERVICES					
ALISHA'S ACCOUNTING & TAX SERVICE/Records for Court					
Comp. Rate: \$1.25/page		384			GEN
AT&T/Records for Court					
Comp. Rate: \$25.00/report; \$45.00/processing fee		705			GEN
BANKPLUS - RIDGELAND 400 CONCOURSE STE 200/Records					
Comp. Rate: \$22.00/hour research		273			GEN FED
BROOKS COURT REPORTING INC/Court Reporter					
Comp. Rate: \$100 - \$860/transcript		7,194			GEN
BROWN COURT REPORTING/Court Reporter					
Comp. Rate: \$400.00/appearance fee and \$5.20/page		638			GEN
CADENCE BANK/Records for Court					
Comp. Rate: \$25.00/hour research and copy time		50			GEN FED
CAROLINE LEEANN MORGAN/Court Reporter					
Comp. Rate: \$4.85/page expedited; \$0.90/page 1st copy;		323			FEN OTH
CECILY BOONE FAULKNER/Court Reporter					
Comp. Rate: \$256.00/original transcript; \$44.00/copy of ruling		301			OTH
CELLULAR SOUTH/Records for Court					
Comp. Rate: \$25.00/report		550			GEN
CHARLES A LINDSAY JR/Subpoena Service					
Comp. Rate: \$65.00/\$75.00 per service		540			GEN OTH
CHRISTA T LITTLE/Court Reporter					
Comp. Rate: \$77.00/transcript		77			GEN
CIOX HEALTH/Records for Court					

**FEES, PROFESSIONAL AND OTHER SERVICES**

Attorney General (070-00)

Name of Agency					
TYPE OF FEE AND NAME OF VENDOR	Retired w/ PERS	(1) Actual Expenses FY Ending June 30, 2024	(2) Estimated Expenses FY Ending June 30, 2025	(3) Requested Expenses FY Ending June 30, 2026	Fund Source
<i>Comp. Rate: \$14.00/basic research fee and \$0.15/page per copy</i>		625			GEN FED
CITY OF JACKSON/Records for Court					
<i>Comp. Rate: \$45.00/request</i>		45			GEN
COMMUNITY BANK OF MISSISSIPPI/Records for Court					
<i>Comp. Rate: \$20.00/hour research fee; \$6.00/compact disk</i>		65			GEN
COPIAH BANK N A/Records for Court					
<i>Comp. Rate: \$50.00/hour research fee; \$2.00/statement;</i>		343			GEN
COURTNEY R TAYLOR/Court Reporter					
<i>Comp. Rate: \$6.00/page transcript</i>		1,554			GEN
CREDIT ONE BANK N A/Records for Court					
<i>Comp. Rate: \$22.00/hour research; \$0.25/page photocopies</i>		83			GEN
DANA GORDEN REPORTING BY DANA PLLC/Court Reporter					
<i>Comp. Rate: \$373.00/transcript</i>		373			GEN
EMM INC/Court Reporter					
<i>Comp. Rate: \$127.00/\$275.00/\$283.00/per transcript</i>		701			GEN OTH
ETHOSCRIBE DEPOSITION SERVICES LLC/Court Reporter					
<i>Comp. Rate: \$187.00/transcript</i>		187			GEN
FRED W JESKE/Court Reporter					
<i>Comp. Rate: \$4.00/page original transcript and \$1.00/page for</i>		125			GEN
GENA MATTISON GLENN GLENN-HENRY					
<i>Comp. Rate: \$2.25/\$2.35 page deposition</i>		692			GEN
GENOVA BURNS LLC/Legal Services					
<i>Comp. Rate: \$125.00/hour paralegals and \$300.00/hour</i>		6,118			GEN
GORE KILPATRICK DAMBRINO PLLC/Legal Services					
<i>Comp. Rate: \$200/hour</i>		840			GEN
HATTIESBURG CLINIC PA/Records for Court					
<i>Comp. Rate: \$25.00/affidavit fee and \$25.00/electronic media</i>		55			GEN
HEALTHMARK MEDICAL GROUP LLC/Records for Court					
<i>Comp. Rate: \$20.00/research fee and \$1.00/page</i>		43			GEN
JACKSON NEUROSURGERY CLINIC PLLC/Records for Court					
<i>Comp. Rate: \$20.00/research fee and \$1.00/page</i>		142			GEN
JIMMY R HOUSTON II/Expert Witness					
<i>Comp. Rate: \$0.65/per mile; \$35.00/meals; \$179.00/hotel</i>		414			GEN
JONES WALKER LLP/Legal Services					
<i>Comp. Rate: \$185/hour paralegal and \$295/hour attorney</i>		15,448			GEN OTH
JORGE L RODRIGUEZ JRR PROCESS SERVICE LLC/Subpoena					
<i>Comp. Rate: \$125.00/service</i>		125			GEN
KEESLER FEDERAL CREDIT UNION/Records for Court					
<i>Comp. Rate: \$15.00/hour research and \$0.25/page</i>		125			GEN
LEFLORE CTY CIRCUIT CLERK/Records for Court					
<i>Comp. Rate: \$0.50/page</i>		147			GEN
MADDIN HAUSER ROTH & HELLER P C/Records for Court					
<i>Comp. Rate: \$15.00/statutory fee; \$0.10/page produced;</i>		1,608			GEN
MEDSOUTH MANAGEMENT INC/Records for Court					
<i>Comp. Rate: \$25.00/certification fee; \$1.65/page</i>		71			GEN FED
MISSION PRIMARY CARE CLINIC/Records for Court					

**FEES, PROFESSIONAL AND OTHER SERVICES**

Attorney General (070-00)

Name of Agency

TYPE OF FEE AND NAME OF VENDOR	Retired w/ PERS	(1) Actual Expenses FY Ending June 30, 2024	(2) Estimated Expenses FY Ending June 30, 2025	(3) Requested Expenses FY Ending June 30, 2026	Fund Source
NAVIGATOR CREDIT UNION/Records for Court <i>Comp. Rate: \$20.00/pages 1-20 and \$1.00/pages 20-80 and</i>		61			GEN
NESTER DEBRA M/Court Reporter <i>Comp. Rate: \$22.00/hour research and processing</i>		176			GEN
O'NEAL AND O'NEAL PLLC/Legal Services <i>Comp. Rate: \$45.00/\$75.00/\$243.00 transcripts</i>		873			GEN
POWELL COURT REPORTING INC/Court Reporter <i>Comp. Rate: \$95/hour</i>		4,066			GEN
PURDIE & METZ PLLC/Legal Services <i>Comp. Rate: \$75.00/appearance fee and \$335.00/\$395.00</i>		825			GEN
QUINN TRUDIE/Court Reporter <i>Comp. Rate: \$170.00/hour blended for attorneys</i>		28,842			GEN
SHARECARE HEALTH DATA SERVICES LLC/Records for <i>Comp. Rate: \$800.00/transcript</i>		800			OTH
SHARRON ALLEN & ASSOCIATES INC/Court Reporter <i>Comp. Rate: \$20.00/pages 1-20 and \$1.00/pages 21-100 and</i>		478			GEN
SHERRY PENNY/Court Reporter <i>Comp. Rate: \$619.00/\$756.00/\$964.00/\$1361.00/attendance and</i>		4,332			GEN OTH
SHORTER PRODUCTIONS/Court Reporter <i>Comp. Rate: \$4.85/page original transcript</i>		262			GEN
SMITH KIMBERY P/Court Reporter <i>Comp. Rate: \$750.00/deposition</i>		750			GEN
SOCIAL SECURITY ADMINISTRATION/Records for Court <i>Comp. Rate: \$180.00/transcript</i>		180			GEN
STEGALL NOTARY SERVICE INC/Legal Services <i>Comp. Rate: \$131.00/research and document fee</i>		131			GEN
THE KROGER CO KROGER HIPAA/Records for Court <i>Comp. Rate: \$680/notary kit</i>		860			GEN
THE SULLIVAN GROUP OF COURT REPORTERS INC/Court <i>Comp. Rate: \$20.00/research fee</i>		20			GEN
T-MOBILE USA INC/Records for Court <i>Comp. Rate: \$546.00/transcript and exhibits</i>		546			GEN
TRUDIE QUINN RAVEN COURT REPORTING/Court Reporter <i>Comp. Rate: \$25.00/report</i>		275			GEN
TRUIST BANK TRUIST FINANCIAL/Records for Court <i>Comp. Rate: \$840.00/trial transcript</i>		840			GEN
TRUSTMARK NATIONAL BANK/Records for Court <i>Comp. Rate: \$50.00/hour research fee</i>		50			OTH
UNION CTY CIRCUIT CLERK/Court Reporter <i>Comp. Rate: \$20.00/research fee and \$50.00/compact disk and \$2.00/page copies</i>		386			GEN FED OTH
VERIZON WIRELESS SERVICES LLC/Records for Court <i>Comp. Rate: \$3000.00/court reporter and transcript</i>		3,220			GEN
VERNON WAYNE PERKINS JR MID SOUTH ATTORNEY <i>Comp. Rate: \$50.00/administration fee and \$5.00/report</i>		435			GEN
		204			GEN



**FEES, PROFESSIONAL AND OTHER SERVICES**

Attorney General (070-00)

Name of Agency					
TYPE OF FEE AND NAME OF VENDOR	Retired w/ PERS	(1) Actual Expenses FY Ending June 30, 2024	(2) Estimated Expenses FY Ending June 30, 2025	(3) Requested Expenses FY Ending June 30, 2026	Fund Source
WILLIE RICHARD PRESTAGE/Subpoena Service <i>Comp. Rate: \$55.00/service</i>		55			GEN
WILSON-EPES PRINTING CO INC/Records for Court <i>Comp. Rate: \$21.90 - 24.50/printed bound request</i>		2,021	115,369	115,369	GEN
<b>Total 61670000 LEGAL AND RELATED SERVICES</b>		<b>91,652</b>	<b>115,369</b>	<b>115,369</b>	
<b>61680000 MEDICAL SERVICES</b>					
SCALES BIOLOGICAL LABORATORY/Medical Analysis <i>Comp. Rate: \$250/testing sample and \$1100/medical analysis</i>		2,100	10,285	10,285	GEN
<b>Total 61680000 MEDICAL SERVICES</b>		<b>2,100</b>	<b>10,285</b>	<b>10,285</b>	
<b>61685000 ENTERTAINERS FEES</b>					
BRIAN REAVES MAGIC LLC/Speaker-Prosecutor Training <i>Comp. Rate: \$2500.00/per presentation</i>		2,500			GEN
<b>Total 61685000 ENTERTAINERS FEES</b>		<b>2,500</b>			
<b>61690000 FEES AND SERVICES - PROFESSIONAL FEES</b>					
ACE DATA STORAGE INC/Shredding services <i>Comp. Rate: \$85.00/month and \$1284 shredding</i>		1,694			GEN OTH
BAREFIELD WORKPALCE SOLUTIONS INC/Labor for furniture <i>Comp. Rate: \$1380 quoted rate</i>		1,380			GEN
BLAZE LEARNING SOLUTIONS/Leadership seminar <i>Comp. Rate: \$2000 quoted rate</i>		2,000			GEN
BSLO LLC HOLLYWOOD CASINO GULF COAST/Catering <i>Comp. Rate: 18.0% service charge</i>		395			GEN
CDE INTEGRATED SYSTEMS INC/Installation <i>Comp. Rate: \$800 quoted rate</i>		800			GEN
CMYK PRINTING CORP ALPHAGRAPHS/Trial exhibit <i>Comp. Rate: \$159 quoted rate</i>		159			GED FED
COLDSPARK MEDIA INC/Website design and maintenance <i>Comp. Rate: \$770/month</i>		9,240			GEN
DALLAS PRINTING INC/Printing services <i>Comp. Rate: \$30.30/citation and summons book</i>		758			GEN
DEBBEE KELLER HANCOCK LLC/Communications <i>Comp. Rate: \$8,250/month</i>		75,000			GEN
DIRECTTV GROUP INC/Satellite services <i>Comp. Rate: \$35.00 - \$37.00/month per subscriber</i>		2,322			GEN
EXTEME OFFICE FURNITURE INSTALLATION/Labor for <i>Comp. Rate: \$175/\$200/\$2650 per quoted rates</i>		3,025			GEN
FLAKE DOROTHY IRENE/Victim Comp records review <i>Comp. Rate: \$40.00/hour</i>		20,260			GEN
FORGE PROMOTIONS LLC/Printing services <i>Comp. Rate: \$1.16/each</i>		1,367			GEN
FREEMAN'S AUTO REPAIR SERVICE/Remove vehicle <i>Comp. Rate: \$110/hour</i>		4,526			GEN FED
FUDGE INC ASAP PRINTING & COPYING/Trial exhibit					

**FEES, PROFESSIONAL AND OTHER SERVICES**

Attorney General (070-00)

Name of Agency					
TYPE OF FEE AND NAME OF VENDOR	Retired w/ PERS	(1) Actual Expenses FY Ending June 30, 2024	(2) Estimated Expenses FY Ending June 30, 2025	(3) Requested Expenses FY Ending June 30, 2026	Fund Source
<i>Comp. Rate: \$85/exhibit</i>		255			GEN
GAINVOLUME LLC/Media services for training					
<i>Comp. Rate: \$25 - \$390/equipment item</i>		4,132			GEN
GENA MATTISON/Court reporter services					
<i>Comp. Rate: \$2.25/page</i>		218			GEN
GIL FORD PHOTOGRAPHY INC/Photography services					
<i>Comp. Rate: \$138/sitting fee and digital image</i>		276			GEN
HEDERMAN BROTHERS/Printing services					
<i>Comp. Rate: \$0.90 - \$28.54 per item per quoted rate</i>		45,095			GEN FED
IRON MOUNTAIN INC/Shredding services					
<i>Comp. Rate: \$18.95/bin and trip and fuel surcharge</i>		2,493			GEN
J & J SPECIALITY ADVERTISING INC/Printing services					
<i>Comp. Rate: \$40/\$55/\$65 set-up fees</i>		305			GEN
JACKSON COMMUNICATIONS INC/Remove/install vehicle					
<i>Comp. Rate: \$130/hour</i>		11,978			GEN
MAGCOR INDUSTRIES/Printing services					
<i>Comp. Rate: \$0.0686/\$0.1295/\$0.30667/\$0.32533 per envelope</i>		5,305			GEN
MARS & STELL INC/Engraving services					
<i>Comp. Rate: \$7.50/item</i>		812			GEN
MISS LOU BODY SHOP/Remove/install vehicle equipment					
<i>Comp. Rate: \$140/hour</i>		140			GEN
MS BANK OF CHOCTAW INDIANS PEARL RIVER					
<i>Comp. Rate: \$50/per set-up fee</i>		150			GEN
MS INDUSTRIES FOR THE BLIND/Document scanning					
<i>Comp. Rate: \$0.09/page</i>		10,551			GEN FED
NATIONAL MEDICAL SERVICES INC NMS LABS/Expert					
<i>Comp. Rate: \$3,348/daily rate and travel expenses</i>		6,095			GEN
NORTH MS LAW ENFORCEMENT TRAINING CENTER/Range					
<i>Comp. Rate: \$50/person</i>		100			GEN
OZBORN COMMUNICATIONS LLC/Remove/install vehicle					
<i>Comp. Rate: \$500/vehicle</i>		1,000			GEN FED
REVERE CONSULTING LLC/Graphic design services					
<i>Comp. Rate: \$150 - \$1000/quoted rates</i>		12,750			GEN
RIVERBOAT CORPORATION OF MS GOLDEN					
<i>Comp. Rate: \$120/\$125/\$225 service fees</i>		1,035			GEN
ROGNESS COMMUNICATIONS LLC/Grant writing					
<i>Comp. Rate: \$3000.00/month</i>		33,000			GEN
SNAP PROMOTIONS LLC/Printing services					
<i>Comp. Rate: \$400/quoted rate</i>		400			GEN
SULLIVAN CONSULTING GROUP INC/Consulting services					
<i>Comp. Rate: \$395/hour</i>		712			GEN
TALYA STRAUGHTER/Victim Comp records review					
<i>Comp. Rate: \$40.00/hour</i>		5,357			GEN
THE SOUTHERN CONNECTION POLICE SUPP/Install vehicle					
<i>Comp. Rate: \$100/hour</i>		350			GEN
VAUGHT INC V23 LLC/Printing services					

**FEES, PROFESSIONAL AND OTHER SERVICES**

Attorney General (070-00)

Name of Agency

TYPE OF FEE AND NAME OF VENDOR	Retired w/ PERS	(1) Actual Expenses FY Ending June 30, 2024	(2) Estimated Expenses FY Ending June 30, 2025	(3) Requested Expenses FY Ending June 30, 2026	Fund Source
Comp. Rate: \$65/color cylinder		1,040			GEN
VERA CAUSA GROUP LLC/Presentation material					
Comp. Rate: \$1000/quoted rate and materials		1,234			GEN
WEATHERS AUTO SUPPLY/Install vehicle equipment					
Comp. Rate: \$150/hour		150			GEN
WILSON-EPES PRINTING CO INC/Printing services					
Comp. Rate: \$25.87/brief		1,087			GEN
WISEBATCH LLC/Printing services					
Comp. Rate: \$0.06/item custom printing fee		600	376,094	376,094	FED
<b>Total 61690000 FEES AND SERVICES - PROFESSIONAL FEES</b>		<b>269,546</b>	<b>376,094</b>	<b>376,094</b>	
<b>61695000 FEES AND SERVICES - EXPENSE REIMBURSEMENT 1099</b>					
DEBBEE HANCOCK/Hotel and travel costs for meeting					
Comp. Rate: \$189/nightly room rate and government mileage		562			GEN
<b>Total 61695000 FEES AND SERVICES - EXPENSE REIMBURSEMENT 1099</b>		<b>562</b>			
<b>61696000 FEES AND SERVICES - EXPENSE REIMBURSEMENT NO 1099</b>					
ADAMS BART/Prosecutor Training Travel					
Comp. Rate: State Travel Rate		1,101			GEN
ADAMS WILLIAM/Prosecutor Training Travel					
Comp. Rate: State Travel Rate		1,216			GEN
ADAMSON STEVEN/Prosecutor Training Travel					
Comp. Rate: State Travel Rate		165			GEN
ADAMSWILLIAMS JENNIFER/Prosecutor Training Travel					
Comp. Rate: State Travel Rate		865			GEN
ADDISON JULIE/Prosecutor Training Travel					
Comp. Rate: State Travel Rate		276			GEN
ALEXANDER STANLEY/Prosecutor Training Travel					
Comp. Rate: State Travel Rate		1,897			GEN
ALLEN ASHLEY/Prosecutor Training Travel					
Comp. Rate: State Travel Rate		1,036			GEN
AMIS RHONDA/Prosecutor Training Travel					
Comp. Rate: State Travel Rate		1,038			GEN
AMOS MARC/Prosecutor Training Travel					
Comp. Rate: State Travel Rate		626			GEN
ANDERSON COLLEEN/Prosecutor Training Travel					
Comp. Rate: State Travel Rate		991			GEN
ANDERSON OLEN/Prosecutor Training Travel					
Comp. Rate: State Travel Rate		648			GEN
ARTHUR DEWEY/Prosecutor Training Travel					
Comp. Rate: State Travel Rate		68			GEN
AUSTIN DAVID/Prosecutor Training Travel					
Comp. Rate: State Travel Rate		1,017			GEN
BACON GERRAD/Prosecutor Training Travel					

**FEES, PROFESSIONAL AND OTHER SERVICES**

Attorney General (070-00)

Name of Agency

TYPE OF FEE AND NAME OF VENDOR	Retired w/ PERS	(1) Actual Expenses FY Ending June 30, 2024	(2) Estimated Expenses FY Ending June 30, 2025	(3) Requested Expenses FY Ending June 30, 2026	Fund Source
<i>Comp. Rate: State Travel Rate</i> BAKER CRAIG/Expense Reimbursement		544			GEN
<i>Comp. Rate: State Travel Rate</i> BAKER IAN/Prosecutor Training Travel		85			FED
<i>Comp. Rate: State Travel Rate</i> BAKER LARRY/Prosecutor Training Travel		565			GEN
<i>Comp. Rate: State Travel Rate</i> BANKS ANDREW/Expense Reimbursement		722			GEN
<i>Comp. Rate: State Travel Rate</i> BANKS JAMIE/Prosecutor Training Travel		314			FED
<i>Comp. Rate: State Travel Rate</i> BARTON MATTHEW/Prosecutor Training Travel		439			GEN
<i>Comp. Rate: State Travel Rate</i> BATES DEWITT/Prosecutor Training Travel		791			GEN
<i>Comp. Rate: State Travel Rate</i> BEASLEY PATRICK/Prosecutor Training Travel		256			GEN
<i>Comp. Rate: State Travel Rate</i> BEAVERS BRITTANY/Prosecutor Training Travel		362			GEN
<i>Comp. Rate: State Travel Rate</i> BENTON CAMERON/Prosecutor Training Travel		909			GEN
<i>Comp. Rate: State Travel Rate</i> BERRY LEIGH/Prosecutor Training Travel		249			GEN
<i>Comp. Rate: State Travel Rate</i> BERRY RYAN/Prosecutor Training Travel		875			GEN
<i>Comp. Rate: State Travel Rate</i> BITTICK PAMELA/Prosecutor Training Travel		655			GEN
<i>Comp. Rate: State Travel Rate</i> BLALOCK CANDACE/Prosecutor Training Travel		509			GEN
<i>Comp. Rate: State Travel Rate</i> BLANCHARD PHILLIP/Prosecutor Training Travel		1,064			GEN
<i>Comp. Rate: State Travel Rate</i> BLUNTSON BARBARA/Prosecutor Training Travel		497			GEN
<i>Comp. Rate: State Travel Rate</i> BOST JACKIE/Prosecutor Training Travel		679			GEN
<i>Comp. Rate: State Travel Rate</i> BRAMLETT JOHN/Prosecutor Training Travel		925			GEN
<i>Comp. Rate: State Travel Rate</i> BRANAN DEBRA/Prosecutor Training Travel		391			GEN
<i>Comp. Rate: State Travel Rate</i> BRAWNER DENISE/Prosecutor Training Travel		377			GEN
<i>Comp. Rate: State Travel Rate</i> BRELAND MICHAEL/Prosecutor Training Travel		916			GEN
<i>Comp. Rate: State Travel Rate</i> BRINKLEY LAUREL/Prosecutor Training Travel		267			GEN
<i>Comp. Rate: State Travel Rate</i> BROOM HALEY/Prosecutor Training Travel		952			GEN

**FEES, PROFESSIONAL AND OTHER SERVICES**

Attorney General (070-00)

Name of Agency

TYPE OF FEE AND NAME OF VENDOR	Retired w/ PERS	(1) Actual Expenses FY Ending June 30, 2024	(2) Estimated Expenses FY Ending June 30, 2025	(3) Requested Expenses FY Ending June 30, 2026	Fund Source
<i>Comp. Rate: State Travel Rate</i> BROOME PAULA/Prosecutor Training Travel		476			GEN
<i>Comp. Rate: State Travel Rate</i> BROWN BRANDI/Prosecutor Training Travel		154			GEN
<i>Comp. Rate: State Travel Rate</i> BROWN BRITTANY/Prosecutor Training Travel		980			GEN
<i>Comp. Rate: State Travel Rate</i> BROWN CHARLES/Prosecutor Training Travel		614			GEN
<i>Comp. Rate: State Travel Rate</i> BROWN MICHAEL/Prosecutor Training Travel		1,060			GEN
<i>Comp. Rate: State Travel Rate</i> BROWNELL CINDY/Prosecutor Training Travel		673			GEN
<i>Comp. Rate: State Travel Rate</i> BRUMBELOW THOMAS/Prosecutor Training Travel		436			GEN
<i>Comp. Rate: State Travel Rate</i> BSLO LL HOLLYWOOD CASINO GULF COAST/Prosecutor		1,095			GEN
<i>Comp. Rate: \$79.00/night</i> BUCKLEY BRYAN/Expense Reimbursement		948			FED
<i>Comp. Rate: State Travel Rate</i> BUCKLEY BRYAN/Prosecutor Training Travel		2,410			GEN
<i>Comp. Rate: State Travel Rate</i> BUCKLEY WILLIAM/Prosecutor Training Travel		872			GEN
<i>Comp. Rate: State Travel Rate</i> BUFFINGTON JOHN/Prosecutor Training Travel		542			GEN
<i>Comp. Rate: State Travel Rate</i> BURTON JAMES/Prosecutor Training Travel		807			GEN
<i>Comp. Rate: State Travel Rate</i> BUSBY MATTHEW/Prosecutor Training Travel		861			GEN
<i>Comp. Rate: State Travel Rate</i> BYFORD ASHLEY/Prosecutor Training Travel		306			GEN
<i>Comp. Rate: State Travel Rate</i> CALHOUN CTY SHERIFF'S DEPT/Expense Reimbursement		1,090			GEN
<i>Comp. Rate: State Travel Rate</i> CARL TANYA/Prosecutor Training Travel		375			FED
<i>Comp. Rate: State Travel Rate</i> CAUTHEN BLAKE/Prosecutor Training Travel		558			GEN
<i>Comp. Rate: State Travel Rate</i> CHABERT SCOTTY/Prosecutor Training Travel		1,212			GEN
<i>Comp. Rate: State Travel Rate</i> CITY OF STARKVILLE/Expense Reimbursement		1,331			GEN
<i>Comp. Rate: State Travel Rate</i> CLARK-LITTLETON COURTNEY/Prosecutor Training Travel		5,707			FED
<i>Comp. Rate: State Travel Rate</i> CLIFFORD CARROL/Prosecutor Training Travel		285			GEN
<i>Comp. Rate: State Travel Rate</i> COLEMAN KASSIE/Prosecutor Training Travel		341			GEN

**FEES, PROFESSIONAL AND OTHER SERVICES**

Attorney General (070-00)

Name of Agency

TYPE OF FEE AND NAME OF VENDOR	Retired w/ PERS	(1) Actual Expenses FY Ending June 30, 2024	(2) Estimated Expenses FY Ending June 30, 2025	(3) Requested Expenses FY Ending June 30, 2026	Fund Source
<i>Comp. Rate: State Travel Rate</i>		1,629			GEN
COLEMAN LOUIS/Prosecutor Training Travel					
<i>Comp. Rate: State Travel Rate</i>		604			GEN
COLOM SCOTT/Prosecutor Training Travel					
<i>Comp. Rate: State Travel Rate</i>		851			GEN
CONNELL MARY/Prosecutor Training Travel					
<i>Comp. Rate: State Travel Rate</i>		851			GEN
COOK JESSICA/Prosecutor Training Travel					
<i>Comp. Rate: State Travel Rate</i>		493			GEN
COOPER LAURA/Prosecutor Training Travel					
<i>Comp. Rate: State Travel Rate</i>		876			GEN
COTTON TIMOTHY/Prosecutor Training Travel					
<i>Comp. Rate: State Travel Rate</i>		805			GEN
CRANFORD COREY/Prosecutor Training Travel					
<i>Comp. Rate: State Travel Rate</i>		394			GEN
CRAWFORD DAVID/Prosecutor Training Travel					
<i>Comp. Rate: State Travel Rate</i>		537			GEN
CRAWFORD TAMIKA/Prosecutor Training Travel					
<i>Comp. Rate: State Travel Rate</i>		953			GEN
CREEL RHONDA/Prosecutor Training Travel					
<i>Comp. Rate: State Travel Rate</i>		186			GEN
CROSBY DOUG/Prosecutor Training Travel					
<i>Comp. Rate: State Travel Rate</i>		901			GEN
DALE LISA/Prosecutor Training Travel					
<i>Comp. Rate: State Travel Rate</i>		1,015			GEN
DANIELS DAVID/Prosecutor Training Travel					
<i>Comp. Rate: State Travel Rate</i>		1,273			GEN
DANTZLER ORLANDO/Prosecutor Training Travel					
<i>Comp. Rate: State Travel Rate</i>		107			GEN
DAVIDSON PAMMIE/Prosecutor Training Travel					
<i>Comp. Rate: State Travel Rate</i>		1,086			GEN
DAVIDSON-BROOKS PAYTREEN/Prosecutor Training Travel					
<i>Comp. Rate: State Travel Rate</i>		764			GEN
DAVIS ALLISON/Prosecutor Training Travel					
<i>Comp. Rate: State Travel Rate</i>		575			GEN
DELANEY SARA/Prosecutor Training Travel					
<i>Comp. Rate: State Travel Rate</i>		690			GEN
DENTON JACK/Prosecutor Training Travel					
<i>Comp. Rate: State Travel Rate</i>		297			GEN
DOWDY JOHN/Prosecutor Training Travel					
<i>Comp. Rate: State Travel Rate</i>		322			GEN
ENOCHS EVAN/Prosecutor Training Travel					
<i>Comp. Rate: State Travel Rate</i>		613			GEN
EPPS RETANGIA/Prosecutor Training Travel					
<i>Comp. Rate: State Travel Rate</i>		732			GEN
EVANS CHRISTOPHER/Prosecutor Training Travel					

**FEES, PROFESSIONAL AND OTHER SERVICES**

Attorney General (070-00)

Name of Agency

TYPE OF FEE AND NAME OF VENDOR	Retired w/ PERS	(1) Actual Expenses FY Ending June 30, 2024	(2) Estimated Expenses FY Ending June 30, 2025	(3) Requested Expenses FY Ending June 30, 2026	Fund Source
<i>Comp. Rate: State Travel Rate</i> EVANS DANA/Prosecutor Training Travel		437			GEN
<i>Comp. Rate: State Travel Rate</i> FAIR TAMICKO/Prosecutor Training Travel		971			GEN
<i>Comp. Rate: State Travel Rate</i> FERRINGTON ANDERS/Prosecutor Training Travel		620			GEN
<i>Comp. Rate: State Travel Rate</i> FLAKE JAMES/Prosecutor Training Travel		563			GEN
<i>Comp. Rate: State Travel Rate</i> FLINT ALISON/Prosecutor Training Travel		74			GEN
<i>Comp. Rate: State Travel Rate</i> FLORENCE CHARLINDA/Prosecutor Training Travel		953			GEN
<i>Comp. Rate: State Travel Rate</i> FLOYD MICHELLE/Prosecutor Training Travel		672			GEN
<i>Comp. Rate: State Travel Rate</i> FORD-JONES CAROLYN/Prosecutor Training Travel		301			GEN
<i>Comp. Rate: State Travel Rate</i> FRENCH MEGAN/Prosecutor Training Travel		614			GEN
<i>Comp. Rate: State Travel Rate</i> FRITZ AMANDA/Prosecutor Training Travel		1,862			GEN
<i>Comp. Rate: State Travel Rate</i> FRYE AUSTIN/Prosecutor Training Travel		538			GEN
<i>Comp. Rate: State Travel Rate</i> G2 INVESTMENTS LLC TOWNEPLACE SUITES BY		2,229			GEN
<i>Comp. Rate: \$103.00/night</i> GARDNER SARAH/Prosecutor Training Travel		1,030			GED
<i>Comp. Rate: State Travel Rate</i> GARGIULO KATHERINE/Prosecutor Training Travel		576			GEN
<i>Comp. Rate: State Travel Rate</i> GATES KEITH/Prosecutor Training Travel		467			GEN
<i>Comp. Rate: State Travel Rate</i> GATEWOOD CHAD/Prosecutor Training Travel		568			GEN
<i>Comp. Rate: State Travel Rate</i> GAULT PAUL/Prosecutor Training Travel		617			GEN
<i>Comp. Rate: State Travel Rate</i> GAYTEN CHANDRA/Prosecutor Training Travel		2,094			GEN
<i>Comp. Rate: State Travel Rate</i> GERBER COREY/Prosecutor Training Travel		714			GEN
<i>Comp. Rate: State Travel Rate</i> GILBERT BEN/Prosecutor Training Travel		134			GEN
<i>Comp. Rate: State Travel Rate</i> GORDON MARVELL/Prosecutor Training Travel		449			GEN
<i>Comp. Rate: State Travel Rate</i> GREENE MELENIE/Prosecutor Training Travel		911			GEN
<i>Comp. Rate: State Travel Rate</i> GRIFFIN JAMES/Prosecutor Training Travel		625			GEN

**FEES, PROFESSIONAL AND OTHER SERVICES**

Attorney General (070-00)

Name of Agency

TYPE OF FEE AND NAME OF VENDOR	Retired w/ PERS	(1) Actual Expenses FY Ending June 30, 2024	(2) Estimated Expenses FY Ending June 30, 2025	(3) Requested Expenses FY Ending June 30, 2026	Fund Source
<i>Comp. Rate: State Travel Rate</i> GRIFFIN JOSEPH/Prosecutor Training Travel		778			GEN
<i>Comp. Rate: State Travel Rate</i> GULFSIDE CASINO PARTNERSHIP DBA ISLAND VIEW		219			GEN
<i>Comp. Rate: \$119.00/night</i> GUTHRIE JAMES/Prosecutor Training Travel		13,804			GEN
<i>Comp. Rate: State Travel Rate</i> HAHN LAWRENCE/Prosecutor Training Travel		619			GEN
<i>Comp. Rate: State Travel Rate</i> HALLMARK JOHN/Prosecutor Training Travel		631			GEN
<i>Comp. Rate: State Travel Rate</i> HANCOCK PAMELA/Prosecutor Training Travel		1,188			GEN
<i>Comp. Rate: State Travel Rate</i> HARLESS LAUREN/Prosecutor Training Travel		616			GEN
<i>Comp. Rate: State Travel Rate</i> HARLIN KIMBERLY/Prosecutor Training Travel		213			GEN
<i>Comp. Rate: State Travel Rate</i> HARRIS ARTHUR/Prosecutor Training Travel		819			GEN
<i>Comp. Rate: State Travel Rate</i> HARRIS RANDI/Prosecutor Training Travel		878			GEN
<i>Comp. Rate: State Travel Rate</i> HARTFIELD SARA/Prosecutor Training Travel		666			GEN
<i>Comp. Rate: State Travel Rate</i> HAYES ROBERT/Prosecutor Training Travel		709			GEN
<i>Comp. Rate: State Travel Rate</i> HAYGOOD DAVIS/Prosecutor Training Travel		1,589			GEN
<i>Comp. Rate: State Travel Rate</i> HAYMER ERICA/Prosecutor Training Travel		885			GEN
<i>Comp. Rate: State Travel Rate</i> HEDGLIN CARL/Prosecutor Training Travel		3,217			GEN
<i>Comp. Rate: State Travel Rate</i> HEIDELBERG ANTHONY/Prosecutor Training Travel		317			GEN
<i>Comp. Rate: State Travel Rate</i> HENDRICKS PHILLIP/Prosecutor Training Travel		416			GEN
<i>Comp. Rate: State Travel Rate</i> HENNIS CHRISTOPHER/Prosecutor Training Travel		422			GEN
<i>Comp. Rate: State Travel Rate</i> HENRY LISA/Prosecutor Training Travel		468			GEN
<i>Comp. Rate: State Travel Rate</i> HERZOG JOHN/Prosecutor Training Travel		967			GEN
<i>Comp. Rate: State Travel Rate</i> HINES TERRY/Prosecutor Training Travel		299			GEN
<i>Comp. Rate: State Travel Rate</i> HOLCOMB CHRISTINA/Prosecutor Training Travel		556			GEN
<i>Comp. Rate: State Travel Rate</i> HOLLAND JAMES/Prosecutor Training Travel		585			GEN



**FEES, PROFESSIONAL AND OTHER SERVICES**

Attorney General (070-00)

Name of Agency

TYPE OF FEE AND NAME OF VENDOR	Retired w/ PERS	(1) Actual Expenses FY Ending June 30, 2024	(2) Estimated Expenses FY Ending June 30, 2025	(3) Requested Expenses FY Ending June 30, 2026	Fund Source
Comp. Rate: State Travel Rate HOLLINGSWORTH ABBY/Expense Reimbursement		540			GEN
Comp. Rate: State Travel Rate HOLLINS ANDREKIA/Prosecutor Training Travel		30			GEN
Comp. Rate: State Travel Rate HOLLY STEFANIE/Prosecutor Training Travel		574			GEN
Comp. Rate: State Travel Rate HOPKINS LINDSEY/Prosecutor Training Travel		866			GEN
Comp. Rate: State Travel Rate HOPPER WILLIAM/Prosecutor Training Travel		824			GEN
Comp. Rate: State Travel Rate HOWIE MICHAEL/Prosecutor Training Travel		77			GEN
Comp. Rate: State Travel Rate HUB HOLIDAY LLC HOLIDAY INN HATTIESBURG		478			GEN
Comp. Rate: \$107.00/night HUDSON COLLEN/Prosecutor Training Travel		1,605			FED
Comp. Rate: State Travel Rate HUDSON TIMOTHY/Prosecutor Training Travel		1,317			GEN
Comp. Rate: State Travel Rate HUFFMAN ANDREW/Expense Reimbursement		835			GEN
Comp. Rate: State Travel Rate HUTCHINS REBECCA/Prosecutor Training Travel		30			GEN
Comp. Rate: State Travel Rate HUTTO BRAD/Prosecutor Training Travel		384			GEN
Comp. Rate: State Travel Rate JACKSON MORGAN/Prosecutor Training Travel		944			GEN
Comp. Rate: State Travel Rate JERSCHEID ERICH/Prosecutor Training Travel		1,174			GEN
Comp. Rate: State Travel Rate JOHNS JEFFERY/Expense Reimbursement		535			GEN
Comp. Rate: State Travel Rate JOHNSON TARIK/Prosecutor Training Travel		133			GEN
Comp. Rate: State Travel Rate JONES LINDSAY/Prosecutor Training Travel		945			GEN
Comp. Rate: State Travel Rate JONES SHANNON/Prosecutor Training Travel		1,509			GEN
Comp. Rate: State Travel Rate JONES STEPHANIE/Prosecutor Training Travel		1,629			GEN
Comp. Rate: State Travel Rate JONES TIMOTHY/Prosecutor Training Travel		808			GEN
Comp. Rate: State Travel Rate JORDAN RUSSELL/Prosecutor Training Travel		1,181			GEN
Comp. Rate: State Travel Rate JOSEF JASON/Prosecutor Training Travel		924			GEN
Comp. Rate: State Travel Rate JOURDAN CARRIE/Prosecutor Training Travel		287			GEN

**FEES, PROFESSIONAL AND OTHER SERVICES**

Attorney General (070-00)

Name of Agency

TYPE OF FEE AND NAME OF VENDOR	Retired w/ PERS	(1) Actual Expenses FY Ending June 30, 2024	(2) Estimated Expenses FY Ending June 30, 2025	(3) Requested Expenses FY Ending June 30, 2026	Fund Source
Comp. Rate: State Travel Rate		468			GEN
JOYNER JAMES/Prosecutor Training Travel					
Comp. Rate: State Travel Rate		59			GEN
JUBERA STEVEN/Prosecutor Training Travel					
Comp. Rate: State Travel Rate		1,349			GEN
KELLER CAMMI/Prosecutor Training Travel					
Comp. Rate: State Travel Rate		1,104			GEN
KELLY SHEILA/Prosecutor Training Travel					
Comp. Rate: State Travel Rate		1,004			GEN
KERSH TONI/Prosecutor Training Travel					
Comp. Rate: State Travel Rate		212			GEN
KIDDER MATTHEW/Prosecutor Training Travel					
Comp. Rate: State Travel Rate		947			GEN
KILGORE STEVEN/Prosecutor Training Travel					
Comp. Rate: State Travel Rate		774			GEN
KING PARKER/Prosecutor Training Travel					
Comp. Rate: State Travel Rate		732			GEN
KITTRELL HALDON/Prosecutor Training Travel					
Comp. Rate: State Travel Rate		800			GEN
KMBH LLC COURTYARD BY MARRIOTT/Expense					
Comp. Rate: \$116.00/night		696			FED
KNECHT PHILLIP/Prosecutor Training Travel					
Comp. Rate: State Travel Rate		566			GEN
KOON LISA/Prosecutor Training Travel					
Comp. Rate: State Travel Rate		331			GEN
LANE JAMES/Prosecutor Training Travel					
Comp. Rate: State Travel Rate		246			GEN
LANG BENJAMIN/Prosecutor Training Travel					
Comp. Rate: State Travel Rate		828			GEN
LASHANE VICKI/Prosecutor Training Travel					
Comp. Rate: State Travel Rate		488			GEN
LAUREL PARK HOTEL LLC HILTON GARDEN INN					
Comp. Rate: \$129.00/night		595			GEN
LEECH VICTORIA/Prosecutor Training Travel					
Comp. Rate: State Travel Rate		192			GEN
LEMON MARY/Prosecutor Training Travel					
Comp. Rate: State Travel Rate		924			GEN
LEVINGSTON HAYDEN/Prosecutor Training Travel					
Comp. Rate: State Travel Rate		355			GEN
LEWIS CAROLYN/Prosecutor Training Travel					
Comp. Rate: State Travel Rate		198			GEN
LEWIS REGINALD/Prosecutor Training Travel					
Comp. Rate: State Travel Rate		1,165			GEN
LINZEY DAVID/Prosecutor Training Travel					
Comp. Rate: State Travel Rate		590			GEN
LOCKRIDGE THOMAS/Expense Reimbursement					

**FEES, PROFESSIONAL AND OTHER SERVICES**

Attorney General (070-00)

Name of Agency

TYPE OF FEE AND NAME OF VENDOR	Retired w/ PERS	(1) Actual Expenses FY Ending June 30, 2024	(2) Estimated Expenses FY Ending June 30, 2025	(3) Requested Expenses FY Ending June 30, 2026	Fund Source
Comp. Rate: State Travel Rate		97			GEN
LODGING AMERICA AT STARKVILLE LLC HILTON					
Comp. Rate: \$106.00/night			2,170		FED
LOFTON MARKEITZ/Prosecutor Training Travel					
Comp. Rate: State Travel Rate			492		GEN
MACK GRETA/Prosecutor Training Travel					
Comp. Rate: State Travel Rate			1,102		GEN
MAGEE JASMINE/Prosecutor Training Travel					
Comp. Rate: State Travel Rate			496		GEN
MALONE AKILLIE/Prosecutor Training Travel					
Comp. Rate: State Travel Rate			1,262		GEN
MARTIN KATHRYN/Prosecutor Training Travel					
Comp. Rate: State Travel Rate			533		GEN
MATTHEWS THOMAS/Prosecutor Training Travel					
Comp. Rate: State Travel Rate			786		GEN
MAY LABETHANI/Prosecutor Training Travel					
Comp. Rate: State Travel Rate			317		GEN
MAYES JOEY/Prosecutor Training Travel					
Comp. Rate: State Travel Rate			1,401		GEN
MCALPIN CHRISTOPHER/Prosecutor Training Travel					
Comp. Rate: State Travel Rate			1,152		GEN
MCCOMBS JAMES/Expense Reimbursement					
Comp. Rate: State Travel Rate			52		FED
MCCOMBS JAMES/Expense Reimbursement					
Comp. Rate: State Travel Rate			219		FED
MCCOU KAYLON/Expense Reimbursement					
Comp. Rate: State Travel Rate			1,786		GEN
MCCULLOUGH JACK/Prosecutor Training Travel					
Comp. Rate: State Travel Rate			432		GEN
MCDIVITT LELAND/Prosecutor Training Travel					
Comp. Rate: State Travel Rate			459		GEN
MCILWAIN ERIC/Prosecutor Training Travel					
Comp. Rate: State Travel Rate			944		GEN
MILLER DOUG/Prosecutor Training Travel					
Comp. Rate: State Travel Rate			478		GEN
MILLER NICHOLAS/Prosecutor Training Travel					
Comp. Rate: State Travel Rate			499		GEN
MISSISSIPPI TROPHY LLC/Expense Reimbursement					
Comp. Rate: Quoted rate			72		GEN FED
MITCHELL BRENDA/Prosecutor Training Travel					
Comp. Rate: State Travel Rate			311		GEN
MOHON REX/Prosecutor Training Travel					
Comp. Rate: State Travel Rate			224		GEN
MOORE KARSUNN/Prosecutor Training Travel					
Comp. Rate: State Travel Rate			1,845		GEN
MOULDS KATIE/Prosecutor Training Travel					

**FEES, PROFESSIONAL AND OTHER SERVICES**

Attorney General (070-00)

Name of Agency

TYPE OF FEE AND NAME OF VENDOR	Retired w/ PERS	(1) Actual Expenses FY Ending June 30, 2024	(2) Estimated Expenses FY Ending June 30, 2025	(3) Requested Expenses FY Ending June 30, 2026	Fund Source
Comp. Rate: State Travel Rate		1,533			GEN
MS BAND OF CHOCTAW INDIANS PEARL RIVER					
Comp. Rate: \$79.00/night		5,925			GEN
MS STATE UNIV RILEY CENTER/Prosecutor Training Service					
Comp. Rate: 20%		738			GEN
MUELLER THAD/Prosecutor Training Travel					
Comp. Rate: State Travel Rate		1,725			GEN
MUMFORD GERALD/Prosecutor Training Travel					
Comp. Rate: State Travel Rate		97			GEN
MYERS GRANT/Prosecutor Training Travel					
Comp. Rate: State Travel Rate		668			GEN
MYERS JONNI/Prosecutor Training Travel					
Comp. Rate: State Travel Rate		618			GEN
NEILSON PHILIP/Prosecutor Training Travel					
Comp. Rate: State Travel Rate		474			GEN
NEWLIN MICHAEL/Prosecutor Training Travel					
Comp. Rate: State Travel Rate		629			GEN
NEWMAN KATHRYN/Prosecutor Training Travel					
Comp. Rate: State Travel Rate		874			GEN
NORTON JOE/Prosecutor Training Travel					
Comp. Rate: State Travel Rate		898			GEN
NOWELL LISA/Prosecutor Training Travel					
Comp. Rate: State Travel Rate		666			GEN
NOWLIN HAYLEY/Prosecutor Training Travel					
Comp. Rate: State Travel Rate		188			GEN
OLIVE ALYSSA/Prosecutor Training Travel					
Comp. Rate: State Travel Rate		630			GEN
OVERTON JUAN/Prosecutor Training Travel					
Comp. Rate: State Travel Rate		1,377			GEN
OWENS ELIZABETH/Prosecutor Training Travel					
Comp. Rate: State Travel Rate		1,472			GEN
OWENS LESLIE/Prosecutor Training Travel					
Comp. Rate: State Travel Rate		555			GEN
PALMER LISA/Prosecutor Training Travel					
Comp. Rate: State Travel Rate		533			GEN
PARKER WILLIAM/Prosecutor Training Travel					
Comp. Rate: State Travel Rate		388			GEN
PATTEN MICHAEL/Prosecutor Training Travel					
Comp. Rate: State Travel Rate		745			GEN
PAULI KRISTY/Prosecutor Training Travel					
Comp. Rate: State Travel Rate		217			GEN
PAYNE BOB/Prosecutor Training Travel					
Comp. Rate: State Travel Rate		342			GEN
PERKINS TAKIYAH/Prosecutor Training Travel					
Comp. Rate: State Travel Rate		976			GEN
PIGG KEELI/Prosecutor Training Travel					

**FEES, PROFESSIONAL AND OTHER SERVICES**

Attorney General (070-00)

Name of Agency

TYPE OF FEE AND NAME OF VENDOR	Retired w/ PERS	(1) Actual Expenses FY Ending June 30, 2024	(2) Estimated Expenses FY Ending June 30, 2025	(3) Requested Expenses FY Ending June 30, 2026	Fund Source
Comp. Rate: State Travel Rate PORTER NEBRA/Prosecutor Training Travel		505			GEN
Comp. Rate: State Travel Rate POSEY CHRISTOPHER/Prosecutor Training Travel		1,744			GEN
Comp. Rate: State Travel Rate PRITCHARD ERIKA/Prosecutor Training Travel		607			GEN
Comp. Rate: State Travel Rate PURDUM CHRISTOPHER/Prosecutor Training Travel		2,146			GEN
Comp. Rate: State Travel Rate PURNELL MARCUS/Prosecutor Training Travel		888			GEN
Comp. Rate: State Travel Rate RAINEY JEREMY/Prosecutor Training Travel		1,086			GEN
Comp. Rate: State Travel Rate RANKIN RAQUEL/Prosecutor Training Travel		552			GEN
Comp. Rate: State Travel Rate READY JOHN/Prosecutor Training Travel		598			GEN
Comp. Rate: State Travel Rate REED LANE/Prosecutor Training Travel		472			GEN
Comp. Rate: State Travel Rate RIVERBOAT CORPORATION OF MS GOLDEN NUGGET		1,831			GEN
Comp. Rate: \$114.98/night ROBBINS KYLE/Prosecutor Training Travel		10,756			GEN
Comp. Rate: State Travel Rate ROBERTSON LAUREN/Prosecutor Training Travel		1,501			GEN
Comp. Rate: State Travel Rate ROGERS TINA/Prosecutor Training Travel		419			GEN
Comp. Rate: State Travel Rate ROUNDTREE JESSICA/Prosecutor Training Travel		325			GEN
Comp. Rate: State Travel Rate RUSH BENJAMIN/Prosecutor Training Travel		489			GEN
Comp. Rate: State Travel Rate RUSSELL AARON/Prosecutor Training Travel		742			GEN
Comp. Rate: State Travel Rate SATCHEL CHRISTOPHER/Prosecutor Training Travel		838			GEN
Comp. Rate: State Travel Rate SCHRUB MELANIE/Prosecutor Training Travel		684			GEN
Comp. Rate: State Travel Rate SCHULTZE ROBERT/Prosecutor Training Travel		174			GEN
Comp. Rate: State Travel Rate SCHURB MELANIE/Prosecutor Training Travel		995			GEN
Comp. Rate: State Travel Rate SCOTT KYREEKA/Prosecutor Training Travel		227			GEN
Comp. Rate: State Travel Rate SCOTT TINA/Prosecutor Training Travel		585			GEN
Comp. Rate: State Travel Rate SECOY CRYSTAL/Expense Reimbursement		874			GEN

**FEES, PROFESSIONAL AND OTHER SERVICES**

Attorney General (070-00)

Name of Agency

TYPE OF FEE AND NAME OF VENDOR	Retired w/ PERS	(1) Actual Expenses FY Ending June 30, 2024	(2) Estimated Expenses FY Ending June 30, 2025	(3) Requested Expenses FY Ending June 30, 2026	Fund Source
SHAW GORDON/Prosecutor Training Travel <i>Comp. Rate: State Travel Rate</i>		71			GEN
SHELTON WENDY/Prosecutor Training Travel <i>Comp. Rate: State Travel Rate</i>			943		GEN
SHERATON FLOWOOD THE REFUGE HOTEL AND <i>Comp. Rate: State Travel Rate</i>			114		GEN
SHERMAN JAMES/Prosecutor Training Travel <i>Comp. Rate: \$179.00/night</i>		5,728			GEN
SHERMAN JOHN/Prosecutor Training Travel <i>Comp. Rate: State Travel Rate</i>			704		GEN
SHOEMAKER MATTHEW/Prosecutor Training Travel <i>Comp. Rate: State Travel Rate</i>			334		GEN
SIMPSON PATRICIA/Prosecutor Training Travel <i>Comp. Rate: State Travel Rate</i>			215		GEN
SIMS DANA/Prosecutor Training Travel <i>Comp. Rate: State Travel Rate</i>			523		GEN
SMITH DOUGLAS/Prosecutor Training Travel <i>Comp. Rate: State Travel Rate</i>			926		GEN
SMITH LOYCE/Prosecutor Training Travel <i>Comp. Rate: State Travel Rate</i>			670		GEN
SMITH MICHAEL/Prosecutor Training Travel <i>Comp. Rate: State Travel Rate</i>			783		GEN
SMITH PHOEBE/Prosecutor Training Travel <i>Comp. Rate: State Travel Rate</i>			623		GEN
SMITH RICHARD/Prosecutor Training Travel <i>Comp. Rate: State Travel Rate</i>			736		GEN
SORRELL MARK/Prosecutor Training Travel <i>Comp. Rate: State Travel Rate</i>			996		GEN
SOUTHERLAND BRANAN/Prosecutor Training Travel <i>Comp. Rate: State Travel Rate</i>			858		GEN
SPENCER SHARON/Prosecutor Training Travel <i>Comp. Rate: State Travel Rate</i>			1,730		GEN
STANFORD THOMAS/Prosecutor Training Travel <i>Comp. Rate: State Travel Rate</i>			624		GEN
STARKS WILLIAM/Prosecutor Training Travel <i>Comp. Rate: State Travel Rate</i>			444		GEN
STOCKTON KENNETH/Prosecutor Training Travel <i>Comp. Rate: State Travel Rate</i>			646		GEN
STOUGH DAWN/Prosecutor Training Travel <i>Comp. Rate: State Travel Rate</i>			1,586		GEN
SULLIVAN MEAGAN/Expense Reimbursement <i>Comp. Rate: State Travel Rate</i>			117		GEN
SUMRALL ANITA/Prosecutor Training Travel <i>Comp. Rate: State Travel Rate</i>			30		GEN
THOMAS MITCHELL/Prosecutor Training Travel <i>Comp. Rate: State Travel Rate</i>			282		GEN

**FEES, PROFESSIONAL AND OTHER SERVICES**

Attorney General (070-00)

Name of Agency

TYPE OF FEE AND NAME OF VENDOR	Retired w/ PERS	(1) Actual Expenses FY Ending June 30, 2024	(2) Estimated Expenses FY Ending June 30, 2025	(3) Requested Expenses FY Ending June 30, 2026	Fund Source
Comp. Rate: State Travel Rate THOMPSON KATREENA/Prosecutor Training Travel		690			GEN
Comp. Rate: State Travel Rate THREEFOOT HOTEL MERIDIAN/Prosecutor Training Lodging		1,251			GEN
Comp. Rate: \$134.00/night TSAO KYLE/Prosecutor Training Travel		3,857			GEN
Comp. Rate: State Travel Rate TULLY CHARLENE/Prosecutor Training Travel		432			GEN
Comp. Rate: State Travel Rate UMB BANK NA CARD SERVICES/Prosecutor Training Speakers		755			GEN
Comp. Rate: State Travel Rate USELTON DUSTIN/Prosecutor Training Travel		4,624	263,000	263,000	GEN
Comp. Rate: State Travel Rate USRY STEVEN/Prosecutor Training Travel		758			GEN
Comp. Rate: State Travel Rate WAGES PAUL/Prosecutor Training Travel		573			GEN
Comp. Rate: State Travel Rate WALDRUP STEVEN/Prosecutor Training Travel		1,873			GEN
Comp. Rate: State Travel Rate WALKER LIEM/Prosecutor Training Travel		1,013			GEN
Comp. Rate: State Travel Rate WALLACE ANDRES/Prosecutor Training Travel		828			GEN
Comp. Rate: State Travel Rate WARREN GLENNARD/Prosecutor Training Travel		296			GEN
Comp. Rate: State Travel Rate WEBB JEFF/Prosecutor Training Travel		988			GEN
Comp. Rate: State Travel Rate WEDDLE JOHN/Prosecutor Training Travel		436			GEN
Comp. Rate: State Travel Rate WEISSINGER CHARLES/Prosecutor Training Travel		302			GEN
Comp. Rate: State Travel Rate WELCH DANNY/Expense Reimbursement		559			GEN
Comp. Rate: State Travel Rate WESLEY LAQUANNA/Prosecutor Training Travel		434			GEN
Comp. Rate: State Travel Rate WHITFIELD THOMAS/Prosecutor Training Travel		1,072			GEN
Comp. Rate: State Travel Rate WHITTEN ROBERT/Prosecutor Training Travel		1,184			GEN
Comp. Rate: State Travel Rate WILKINS SAMUEL/Prosecutor Training Travel		38			GEN
Comp. Rate: State Travel Rate WILLCUTT ANDREW/Prosecutor Training Travel		487			GEN
Comp. Rate: State Travel Rate WILLIAMS ROSHARWIN/Prosecutor Training Travel		1,099			GEN
Comp. Rate: State Travel Rate WILLIAMSON MARY/Prosecutor Training Travel		1,235			GEN

**FEES, PROFESSIONAL AND OTHER SERVICES**

Attorney General (070-00)

Name of Agency

TYPE OF FEE AND NAME OF VENDOR	Retired w/ PERS	(1) Actual Expenses FY Ending June 30, 2024	(2) Estimated Expenses FY Ending June 30, 2025	(3) Requested Expenses FY Ending June 30, 2026	Fund Source
<i>Comp. Rate: State Travel Rate</i>		566			GEN
WILLIAMSSHAW TIJWANA/Prosecutor Training Travel					
<i>Comp. Rate: State Travel Rate</i>		947			GEN
WISE JOSHUA/Prosecutor Training Travel					
<i>Comp. Rate: State Travel Rate</i>		1,547			GEN
WISE REAGAN/Prosecutor Training Travel					
<i>Comp. Rate: State Travel Rate</i>		1,701			GEN
WOOD STEPHANIE/Expense Reimbursement					
<i>Comp. Rate: State Travel Rate</i>		1,458			GEN
WOOD STEPHANIE/Prosecutor Training Travel					
<i>Comp. Rate: State Travel Rate</i>		897			GEN
WRIGHT CHASITY/Prosecutor Training Travel					
<i>Comp. Rate: State Travel Rate</i>		1,090			GEN
YOUNGBLOOD SUZANNE/Prosecutor Training Travel					
<i>Comp. Rate: State Travel Rate</i>		493			GEN
ZGODA SCOTT/Prosecutor Training Travel					
<i>Comp. Rate: State Travel Rate</i>		1,167			GEN
<b>Total 61696000 FEES AND SERVICES - EXPENSE REIMBURSEMENT NO 1099</b>		<b>267,874</b>	<b>263,000</b>	<b>263,000</b>	
<b>GRAND TOTAL</b>		<b>1,019,607</b>	<b>1,535,248</b>	<b>1,535,248</b>	



**VEHICLE PURCHASE DETAILS**

Attorney General (070-00)

Name of Agency					
<b>Year</b>	<b>Model</b>	<b>Person(s) Assigned To</b>	<b>Vehicle Purpose/Use</b>	<b>Replacement Or New?</b>	<b>FY2026 Req. Cost</b>
<b>Passenger Vehicles</b>					
<b>63300000 CAPITAL OUTLAY - VEHICLES</b>					
2026	Sedan	CONFIDENTIAL	Undercover Investigations	Replacement	40,000
2026	Sedan	CONFIDENTIAL	Undercover Investigations	Replacement	40,000
2026	SUV	CONFIDENTIAL	Undercover Investigations	Replacement	45,000
2026	SUV	CONFIDENTIAL	Undercover Investigations	Replacement	45,000
2026	SUV	CONFIDENTIAL	Undercover Investigations	Replacement	45,000
2026	SUV	CONFIDENTIAL	Undercover Investigations	Replacement	45,000
2026	Truck	CONFIDENTIAL	Undercover Investigations	Replacement	55,000
2026	Truck	CONFIDENTIAL	Undercover Investigations	Replacement	55,000
2026	Truck	CONFIDENTIAL	Undercover Investigations	Replacement	51,250
<b>TOTAL</b>					<b>421,250</b>
<b>TOTAL VEHICLE REQUEST</b>					<b>421,250</b>

**VEHICLE INVENTORY  
AS OF JUNE 30, 2024**

Attorney General (070-00)

Name of Agency

Vehicle Type	Vehicle Description	Model Year	Model	Person(s) Assigned To	Purpose/Use	Tag Number	Mileage on 6-30-2024	Average Miles per Year	Replacement Proposed	
									FY2025	FY2026
P	SUV	0	2014	Confidential	Undercover Investigations	Classified	136,000	21,149		Y
P	MIDSIZE SEDAN	0	2014	Confidential	Undercover Investigations	Classified	158,182	21,175	Y	
P	MIDSIZE SEDAN	0	2015	Confidential	Undercover Investigations	Classified	121,488	4,130		Y
P	MIDSIZE SEDAN	0	2015	Confidential	Undercover Investigations	Classified	137,900	22,482		Y
P	MIDSIZE SEDAN	0	2015	Confidential	Undercover Investigations	Classified	100,500	6,123		
P	MIDSIZE SEDAN	0	2015	Confidential	Undercover Investigations	Classified	162,834	9,089	Y	
P	SUV	0	2015	Confidential	Undercover Investigations	Classified	147,306	26,045	Y	
P	MIDSIZE SEDAN	0	2015	Confidential	Undercover Investigations	Classified	124,378	18,162		Y
P	MIDSIZE SEDAN	0	2016	Confidential	Undercover Investigations	Classified	137,513	18,298		Y
P	MIDSIZE SEDAN	0	2016	Confidential	Undercover Investigations	Classified	153,664	17,744	Y	
P	MIDSIZE SEDAN	0	2016	Confidential	Undercover Investigations	Classified	131,642	18,692		Y
P	SUV	0	2016	Confidential	Undercover Investigations	Classified	157,840	23,599	Y	
P	TRUCK	0	2017	Confidential	Undercover Investigations	Classified	152,673	19,538	Y	
P	TRUCK	0	2017	Confidential	Undercover Investigations	Classified	171,127	28,275	Y	
P	TRUCK	0	2017	Confidential	Undercover Investigations	Classified	141,357	13,229		Y
P	SUV	0	2017	Confidential	Undercover Investigations	Classified	111,626	21,706		
P	MIDSIZE SEDAN	0	2017	Confidential	Undercover Investigations	Classified	180,055	15,227	Y	
P	SUV	0	2017	Confidential	Undercover Investigations	Classified	171,042	24,582	Y	
P	MIDSIZE SEDAN	0	2018	Confidential	Undercover Investigations	Classified	132,094	24,675		Y
P	MIDSIZE SEDAN	0	2018	Confidential	Undercover Investigations	Classified	117,232	13,203		
P	MIDSIZE SEDAN	0	2019	Confidential	Undercover Investigations	Classified	85,318	27,480		
P	MIDSIZE SEDAN	0	2019	Confidential	Undercover Investigations	Classified	104,582	8,998		
P	MIDSIZE SEDAN	0	2019	Confidential	Undercover Investigations	Classified	105,530	12,314		
P	MIDSIZE SEDAN	0	2018	Confidential	Undercover Investigations	Classified	120,399	16,534		
P	TRUCK	0	2019	Confidential	Undercover Investigations	Classified	68,926	13,056		
P	SUV	0	2019	Confidential	Undercover Investigations	Classified	75,113	31,274		
P	SUV	0	2021	Confidential	Undercover Investigations	Classified	36,065	13,450		

Vehicle Type: (P)assenger/(W)ork

**VEHICLE INVENTORY  
AS OF JUNE 30, 2024**

Attorney General (070-00)

Name of Agency

Vehicle Type	Vehicle Description	Model Year	Model	Person(s) Assigned To	Purpose/Use	Tag Number	Mileage on 6-30-2024	Average Miles per Year	Replacement Proposed	
									FY2025	FY2026
P	SUV	0	2021	Confidential	Undercover Investigations	Classified	72,001	26,921		
P	TRUCK	0	2021	Confidential	Undercover Investigations	Classified	56,231	21,810		
P	TRUCK	0	2021	Confidential	Undercover Investigations	Classified	43,210	12,650		
P	TRUCK	0	2021	Confidential	Undercover Investigations	Classified	77,965	18,016		
P	SUV	0	2021	Confidential	Undercover Investigations	Classified	48,441	15,618		
P	TRUCK	0	2022	Confidential	Undercover Investigations	Classified	38,652	17,922		
P	TRUCK	0	2022	Confidential	Undercover Investigations	Classified	44,035	20,653		
P	SUV	0	2022	Confidential	Undercover Investigations	Classified	28,107	14,859		
P	SUV	0	2022	Confidential	Undercover Investigations	Classified	55,269	33,430		
P	SUV	0	2022	Confidential	Undercover Investigations	Classified	31,780	23,416		
P	TRUCK	0	2023	Confidential	Undercover Investigations	Classified	15,837	15,837		
P	TRUCK	0	2023	Confidential	Undercover Investigations	Classified	11,156	11,156		
P	TRUCK	0	2023	Confidential	Undercover Investigations	Classified	13,322	13,322		
P	TRUCK	0	2023	Confidential	Undercover Investigations	Classified	11,737	11,737		
P	SUV	0	2023	Confidential	Undercover Investigations	Classified	33,620	32,660		
P	SUV	0	2023	Confidential	Undercover Investigations	Classified	30,306	29,288		
P	SUV	0	2023	Confidential	Undercover Investigations	Classified	14,193	14,193		
P	MIDSIZE SEDAN	0	2023	Confidential	Undercover Investigations	Classified	34,317	33,124		
P	MIDSIZE SEDAN	0	2023	Confidential	Undercover Investigations	Classified	26,521	21,652		
P	SUV	0	2023	Confidential	Undercover Investigations	Classified	27,533	23,023		
P	SUV	0	2023	Confidential	Undercover Investigations	Classified	7,940	7,079		
P	SUV	0	2023	Confidential	Undercover Investigations	Classified	15,355	14,854		
P	SUV	0	2023	Confidential	Undercover Investigations	Classified	15,370	15,370		
P	TRUCK	0	2023	Confidential	Undercover Investigations	Classified	18,373	18,373		
P	SUV	0	2023	Confidential	Undercover Investigations	Classified	5,149	5,149		
P	SUV	0	2023	Confidential	Undercover Investigations	Classified	9,368	9,368		
P	TRUCK	0	2023	Confidential	Undercover Investigations	Classified	14,397	14,397		
P	SUV	0	2024	Confidential	Undercover Investigations	Classified	8,214	8,214		

Vehicle Type: (P)assenger/(W)ork

**VEHICLE INVENTORY  
AS OF JUNE 30, 2024**

Attorney General (070-00)

Name of Agency

Vehicle Type	Vehicle Description	Model Year	Model	Person(s) Assigned To	Purpose/Use	Tag Number	Mileage on 6-30-2024	Average Miles per Year	Replacement Proposed	
									FY2025	FY2026
P	SUV	0	2023	Confidential	Undercover Investigations	Classified	6,988	6,988		
P	SUV	0	2024	Confidential	Undercover Investigations	Classified	4,426	4,426		
P	TRUCK	0	2023	Confidential	Undercover Investigations	Classified	8,855	8,855		
P	TRUCK	0	2023	Confidential	Undercover Investigations	Classified	5,797	5,797		
P	SUV	0	2023	Confidential	Undercover Investigations	Classified	60	60		
P	SUV	0	2023	Confidential	Undercover Investigations	Classified	174	174		

**VEHICLE POOL MEMBER LIST  
2026 BUDGET REQUEST**

Attorney General (070-00)

---

Name of Agency

N/A; there are no agency pool vehicles.

**PRIORITY OF DECISION UNITS  
FISCAL YEAR 2026**

Attorney General (070-00)

Name of Agency

Program	Decision Unit	Object	Amount
<b>Priority # 1</b>			
Program # 1: Supportive Services			
	MAMA Program	Contractual	50,000
		<b>Totals</b>	<u>50,000</u>
		General Funds	50,000
	Salary Progressions	Salaries	142,280
		<b>Totals</b>	<u>142,280</u>
		General Funds	142,280
Program # 2: Training			
	Salary Progressions	Salaries	32,597
		<b>Totals</b>	<u>32,597</u>
		General Funds	32,597
Program # 3: Litigation			
	Salary Progressions	Salaries	222,536
		<b>Totals</b>	<u>222,536</u>
		General Funds	222,536
Program # 4: Opinions			
	Salary Progressions	Salaries	35,080
		<b>Totals</b>	<u>35,080</u>
		General Funds	35,080
Program # 5: State Agency Contracts			
	Salary Progressions	Salaries	221,089
		<b>Totals</b>	<u>221,089</u>
		General Funds	221,089
Program # 6: Insurance Integrity Enforcement			
	Salary Progressions	Salaries	7,876
		<b>Totals</b>	<u>7,876</u>
		General Funds	7,876
Program # 7: Other Mandated Programs			
	Other Mandated Programs		

**PRIORITY OF DECISION UNITS  
FISCAL YEAR 2026**

Attorney General (070-00)

Name of Agency

Program	Decision Unit	Object	Amount
		Salaries	299,000
		<b>Totals</b>	299,000
		General Funds	299,000
	Salary Progressions		
		Salaries	576,869
		<b>Totals</b>	576,869
		General Funds	432,046
		Federal Funds	144,823
Program # 8: Crime Victims Compensation			
	Salary Progressions		
		Salaries	10,141
		<b>Totals</b>	10,141
		General Funds	10,141
	Victims of HT and Commercial Sexual Explrt Fund		
		Subsidies	(2,500,000)
		<b>Totals</b>	(2,500,000)
		General Funds	(2,500,000)

**CAPITAL LEASES**

Attorney General (070-00)

Name of Agency

---

VENDOR/ ITEM LEASED	Original Date of Lease	Original No. of Months of Lease	No. of Months Remaining on 6-30-24	Last Payment Date	Interest Rate	Amount of Each Payment			Total of Payments To Be Made										
						Actual FY 2024			Estimated FY 2025			Requested FY 2026							
						Principal	Interest	Total	Principal	Interest	Total	Principal	Interest	Total					



**Summary of 3% General Fund Program Reduction to FY 2025 Appropriated Funding by Major Object**

Attorney General (070-00)

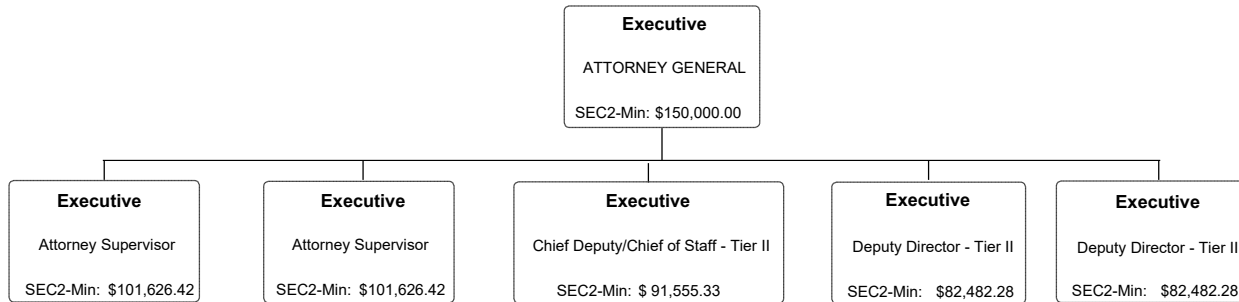
Name of Agency

<b>Major Object</b>	<b>FY2025 General Fund Reduction</b>	<b>EFFECT ON FY2025 STATE SUPPORT SPECIAL FUNDS</b>	<b>EFFECT ON FY2025 FEDERAL FUNDS</b>	<b>EFFECT ON FY2025 OTHER SPECIAL FUNDS</b>	<b>TOTAL 3% REDUCTIONS</b>
<b>SALARIES, WAGES, FRINGE</b>	(774,274)				(774,274)
<b>TRAVEL</b>	(11,700)				(11,700)
<b>CONTRACTUAL</b>	(90,091)				(90,091)
<b>COMMODITIES</b>	(17,310)				(17,310)
<b>OTHER THAN EQUIPMENT</b>					
<b>EQUIPMENT</b>	(2,754)				(2,754)
<b>VEHICLES</b>	(10,500)				(10,500)
<b>WIRELESS COMM. DEVS.</b>					
<b>SUBSIDIES, LOANS, ETC</b>	(109,034)				(109,034)
<b>TOTALS</b>	<b>(1,015,663)</b>				<b>(1,015,663)</b>



EXECUTIVE

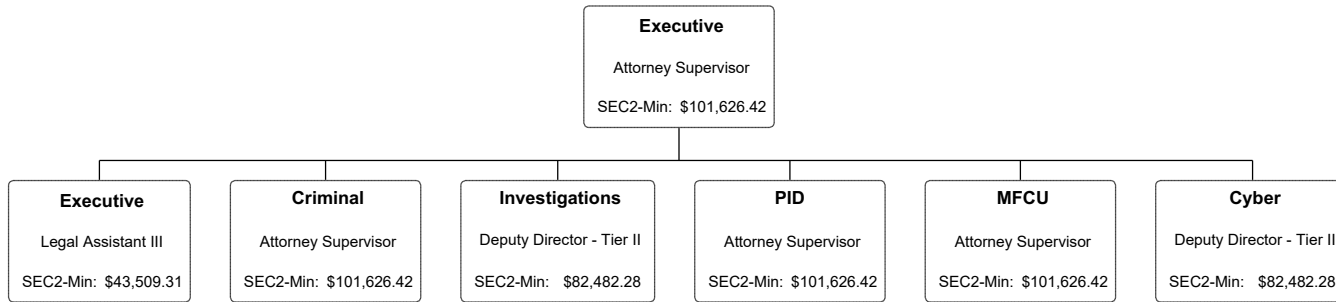
06/30/2024



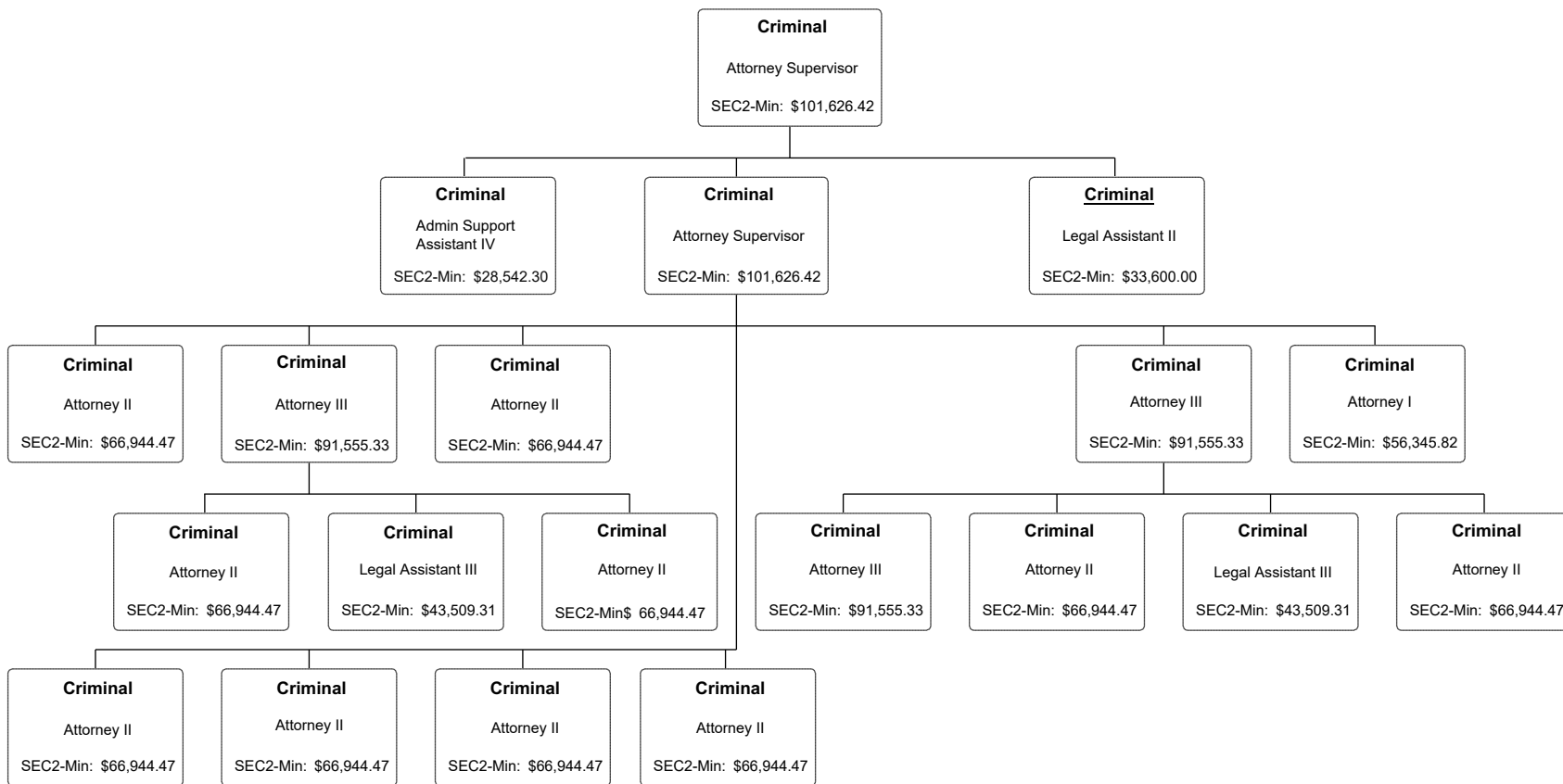


CRIMINAL

06/30/2024



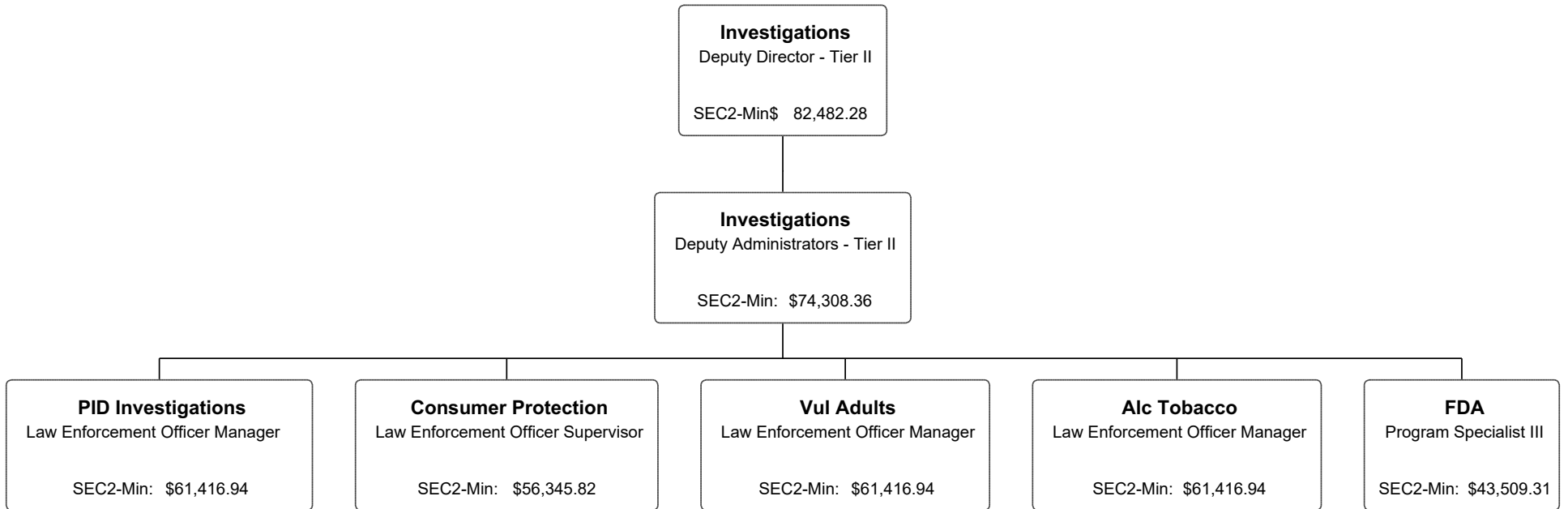
CRIMINAL APPEALS





INVESTIGATIONS: PUBLIC INTEGRITY DIVISION

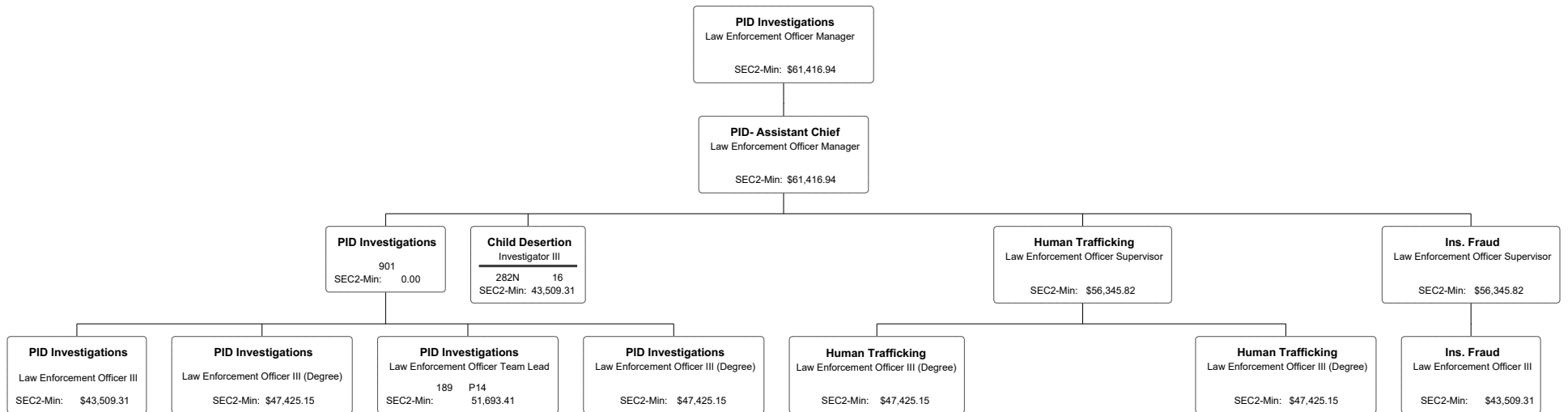
06/30/2024





INVESTIGATIONS: PUBLIC INTEGRITY DIVISION

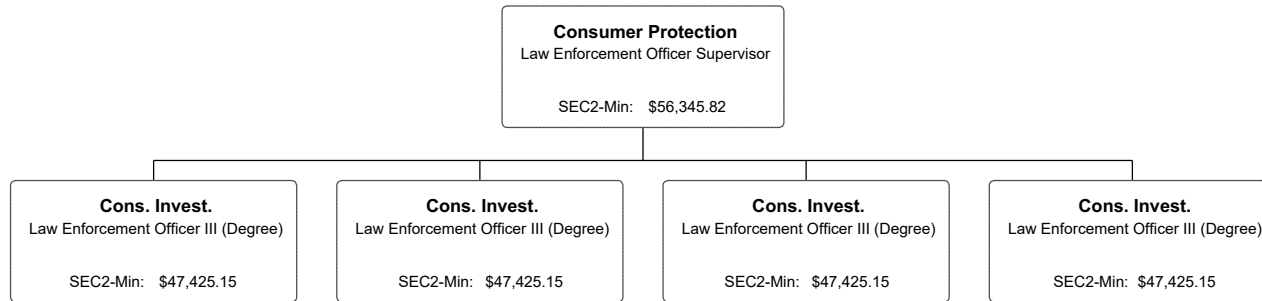
06/30/2024






INVESTIGATIONS: PUBLIC INTEGRITY DIVISION

06/30/2024





INVESTIGATIONS: PUBLIC INTEGRITY DIVISION  
VULNERABLE ADULTS

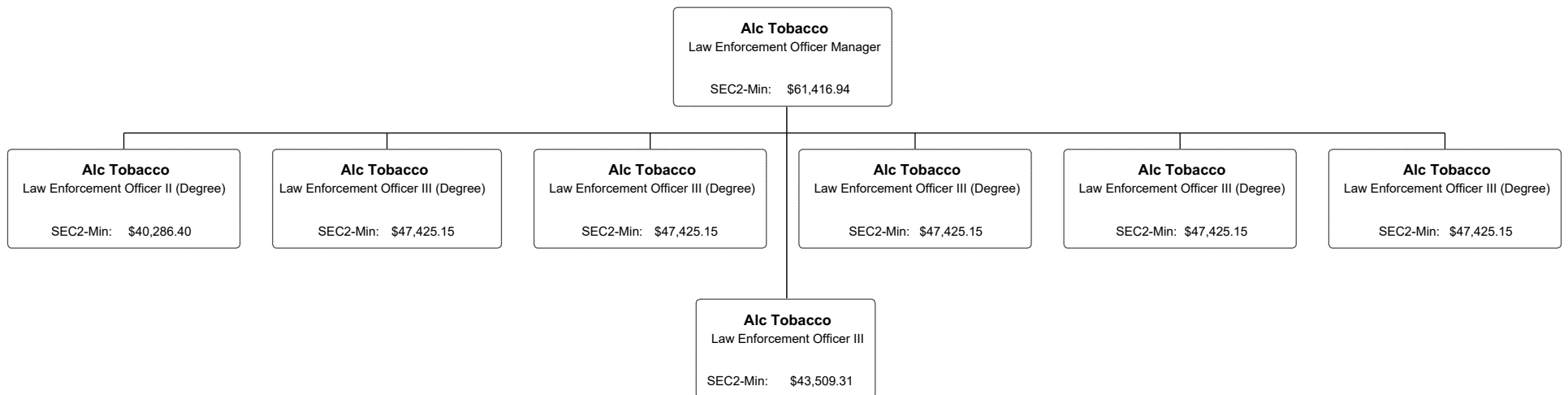






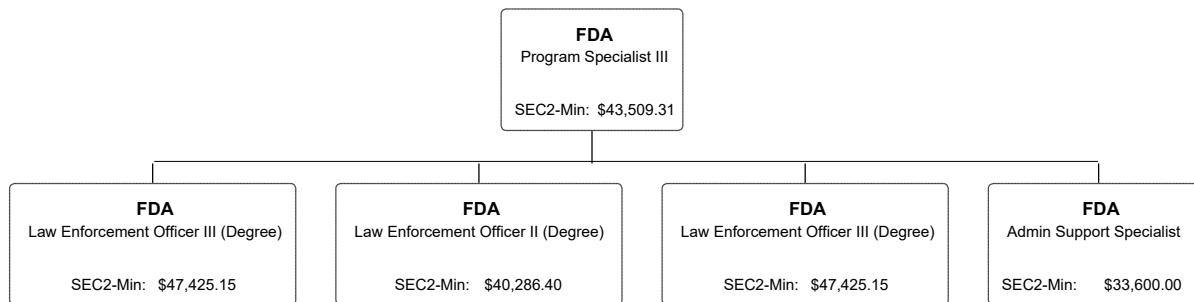
INVESTIGATIONS: PUBLIC INTEGRITY DIVISION  
ALCOHOL AND TOBACCO

06/30/2024





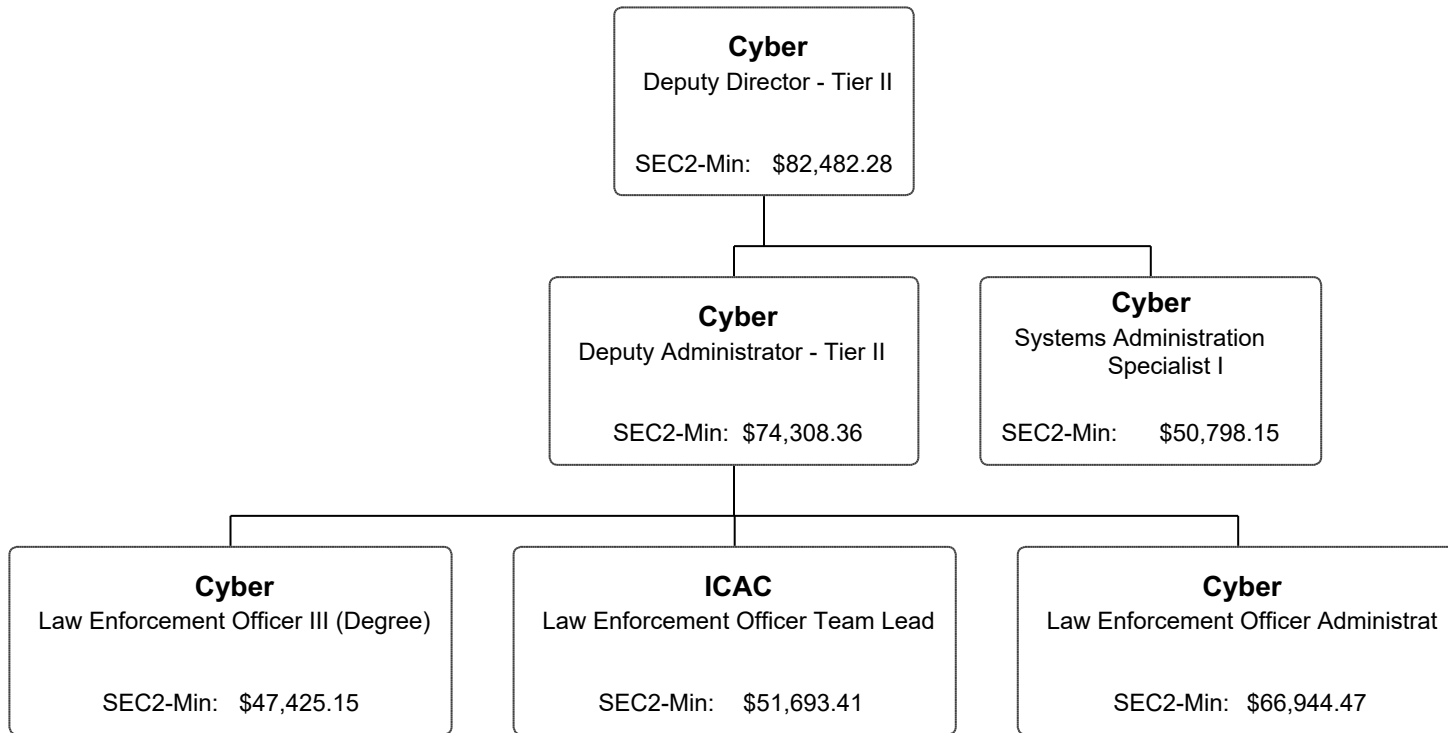
INVESTIGATIONS: PUBLIC INTEGRITY DIVISION  
FDA





CYBER CRIME

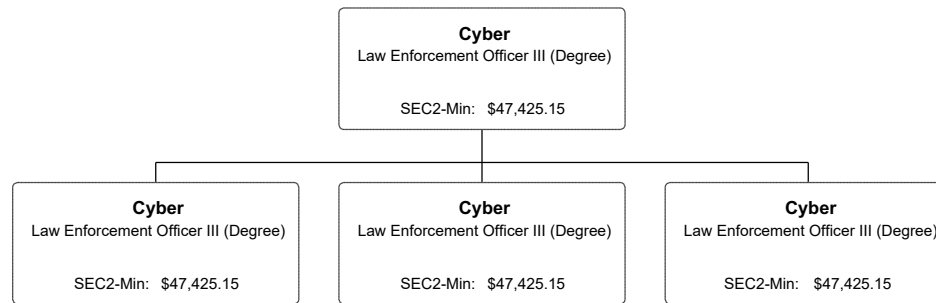
06/30/2024



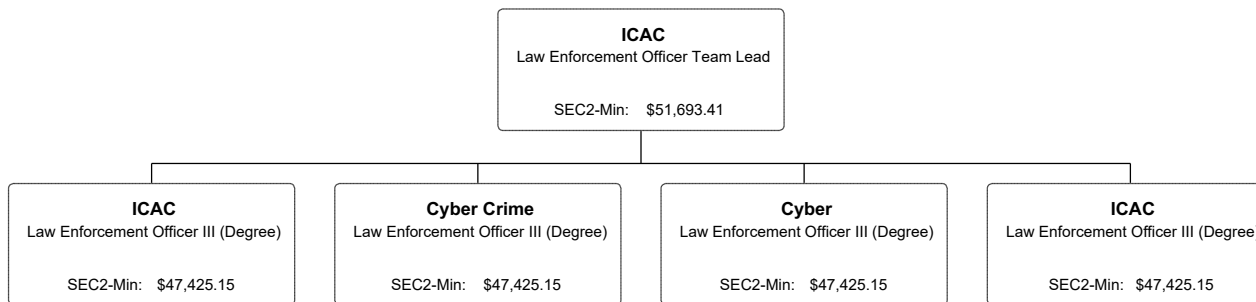


## CYBER CRIME

06/30/2024



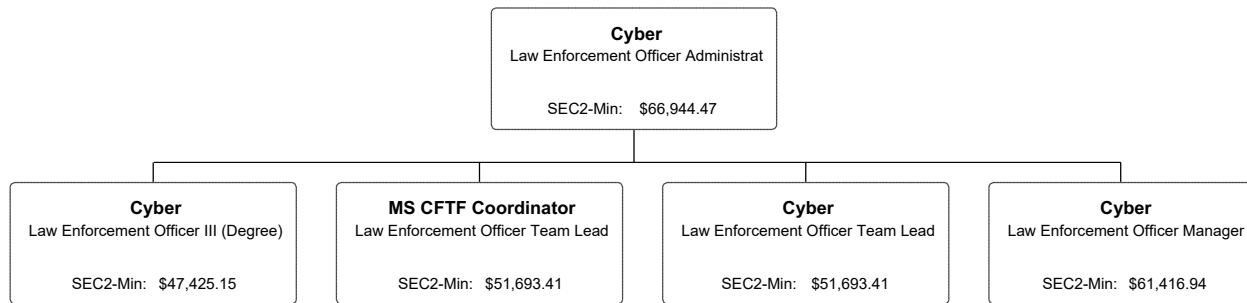
# CYBER CRIME





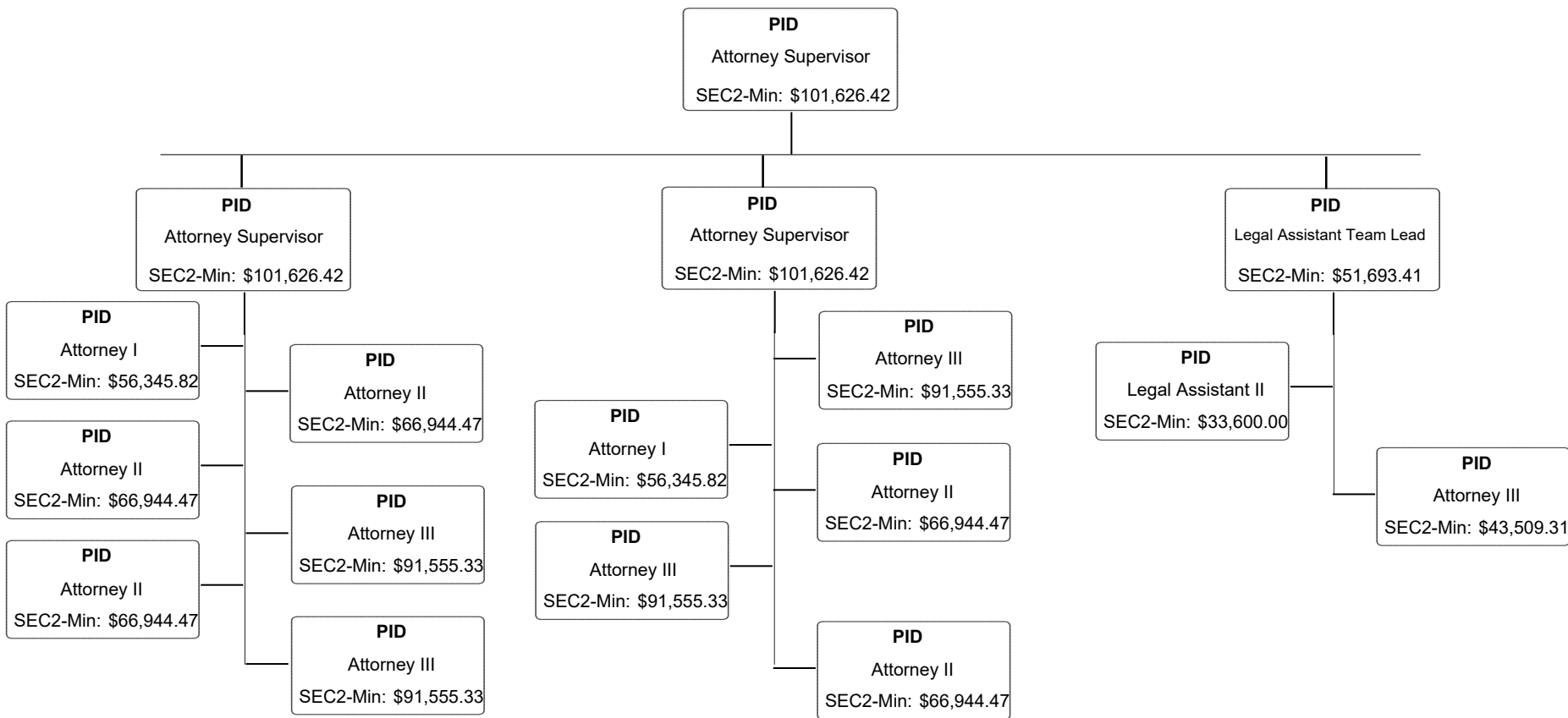
# CYBER CRIME

06/30/2024



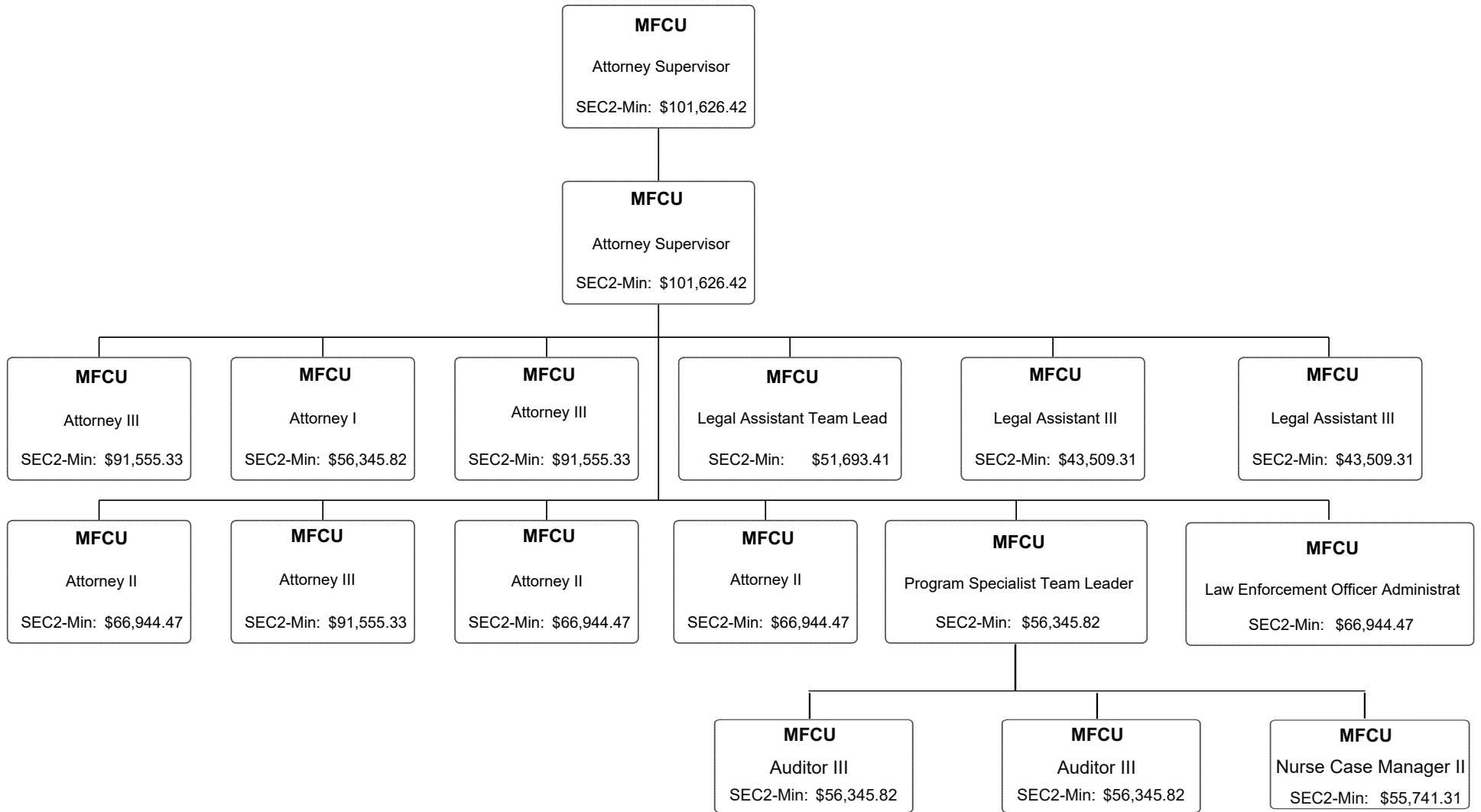


PUBLIC INTEGRITY DIVISION  
ATTORNEYS



MEDICAID FRAUD CONTROL UNIT (MFCU)

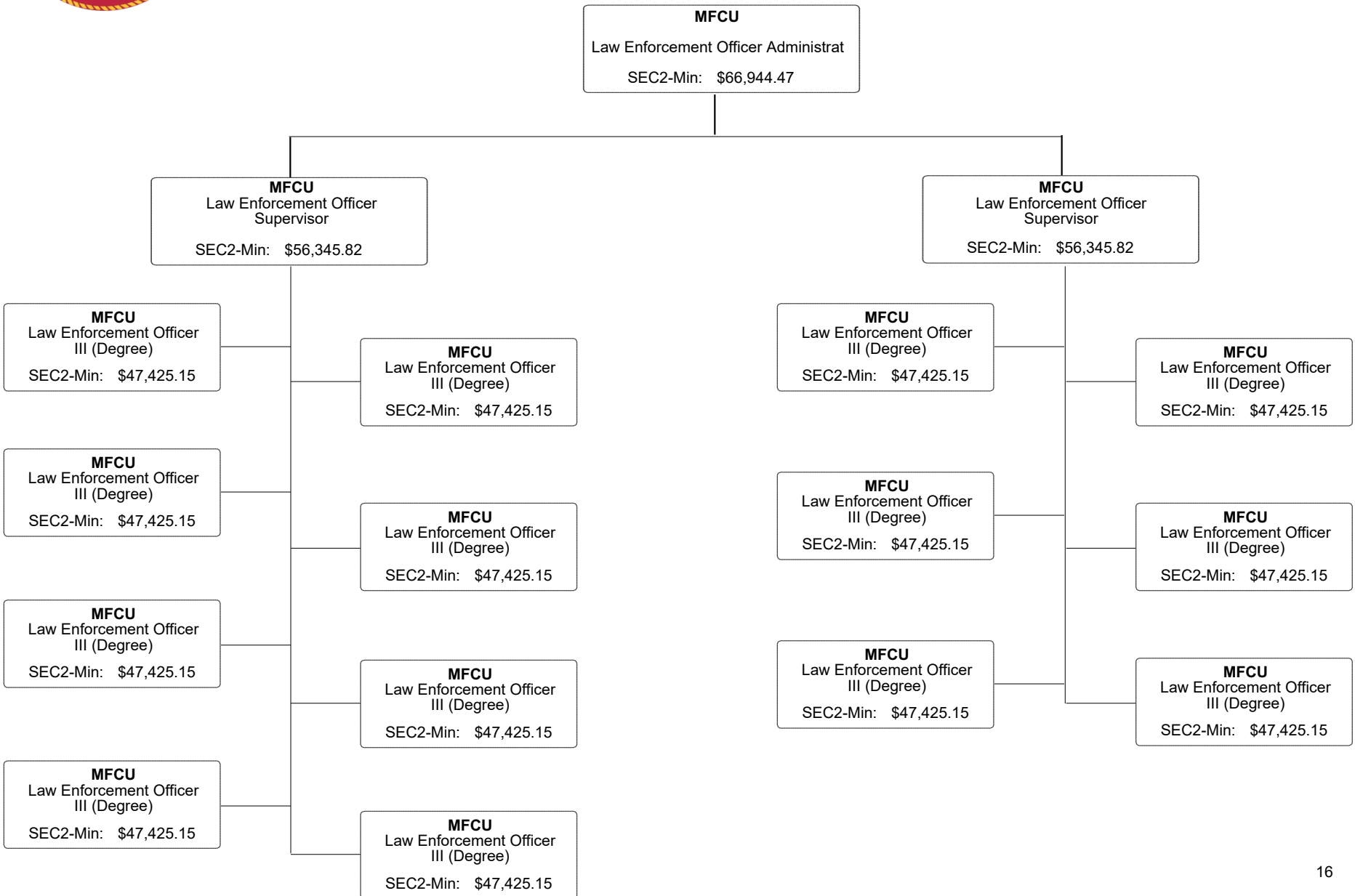
06/30/2024







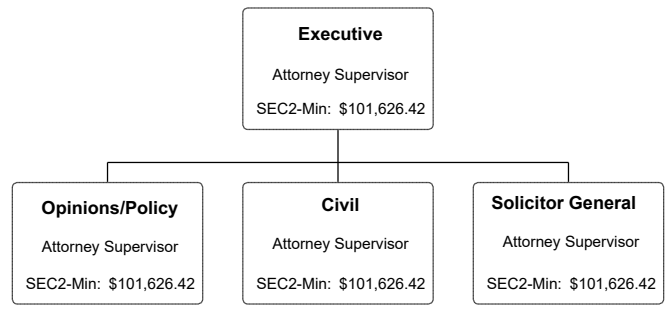
MEDICAID FRAUD CONTROL UNIT





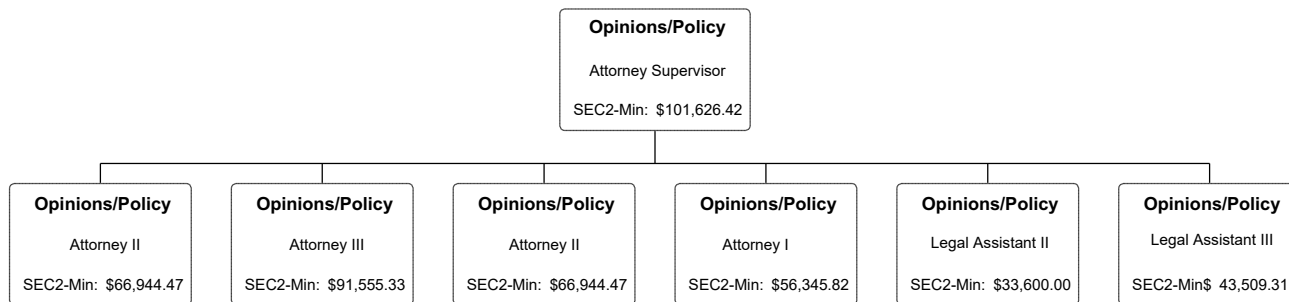
CIVIL

06/30/2024



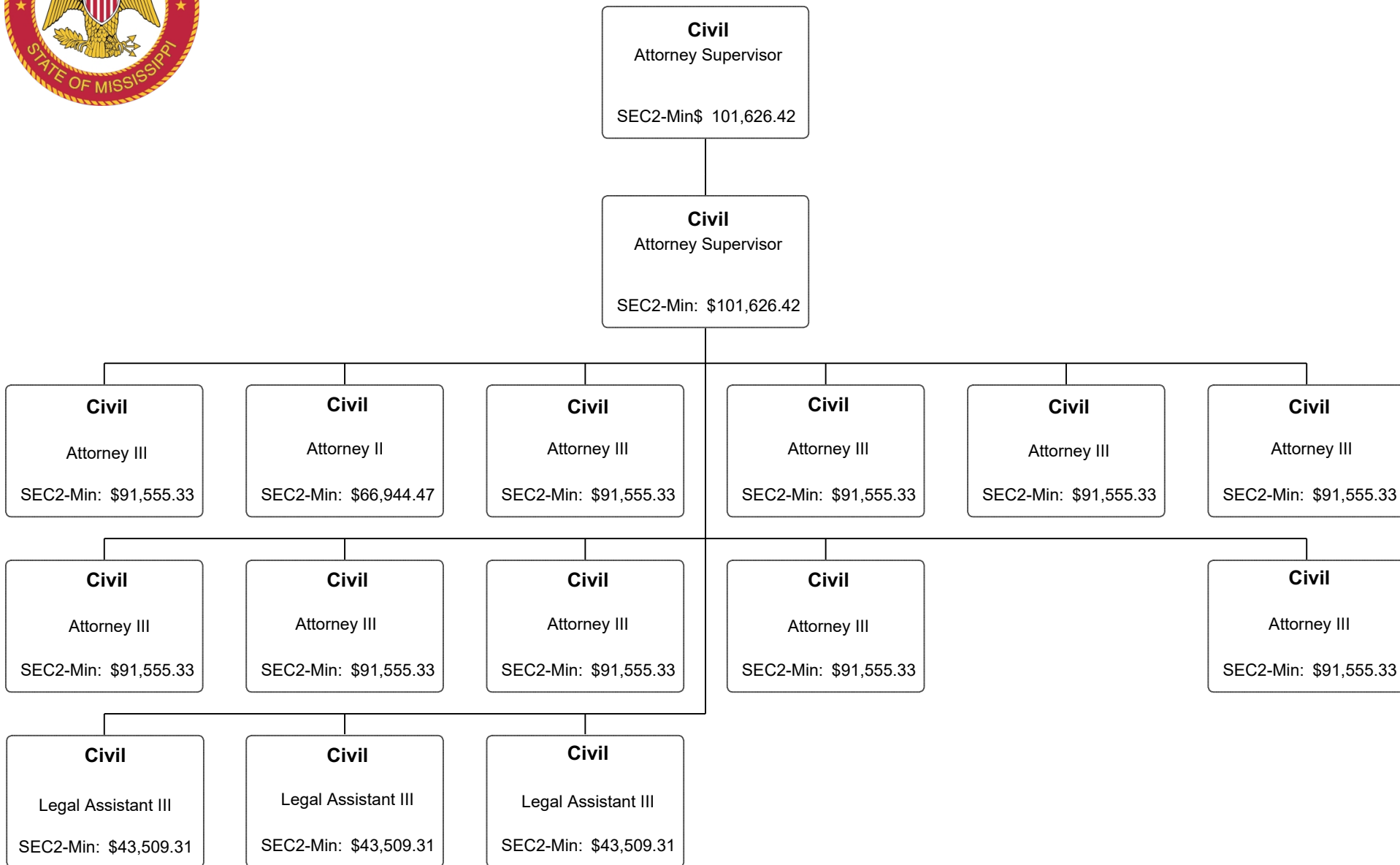


CIVIL  
OPINIONS AND POLICY

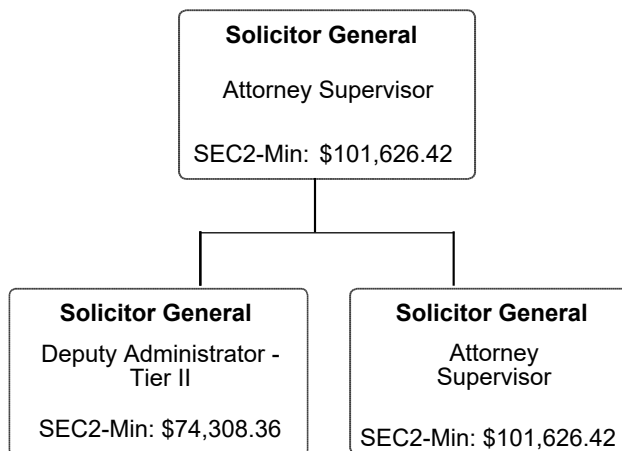




CIVIL  
LITIGATION



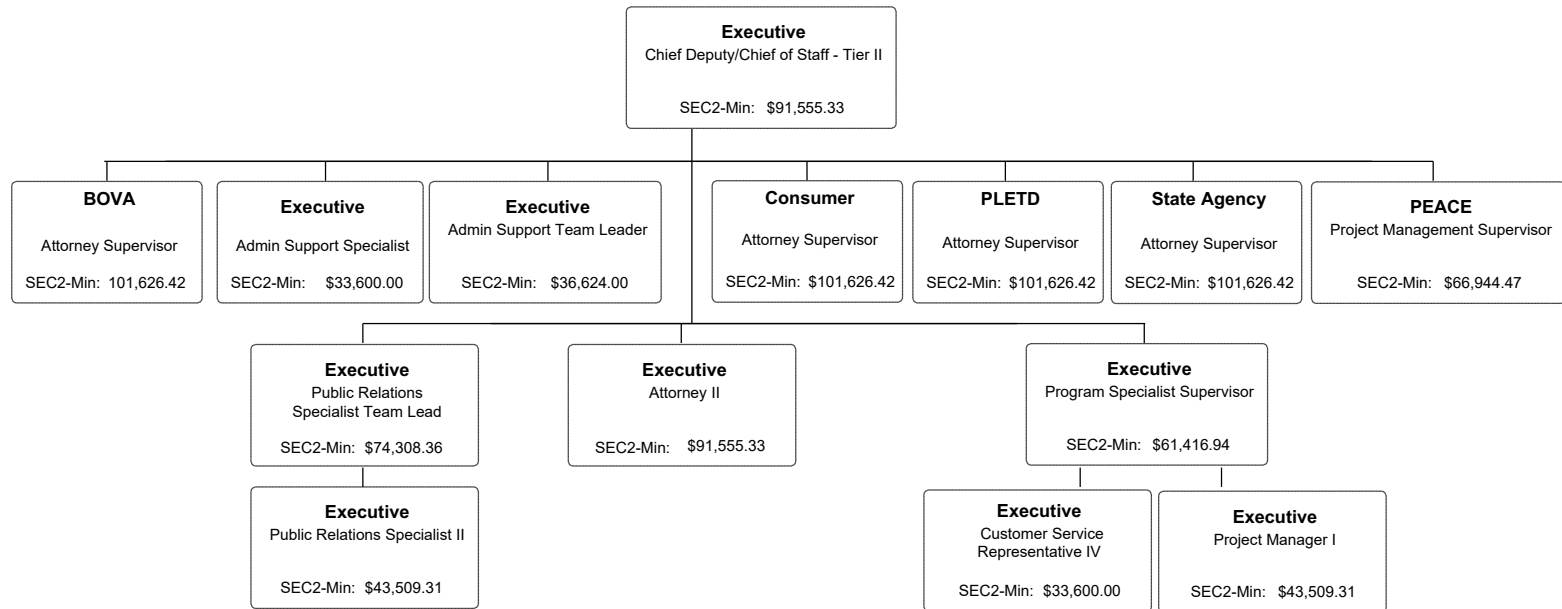
SOLICITOR GENERAL



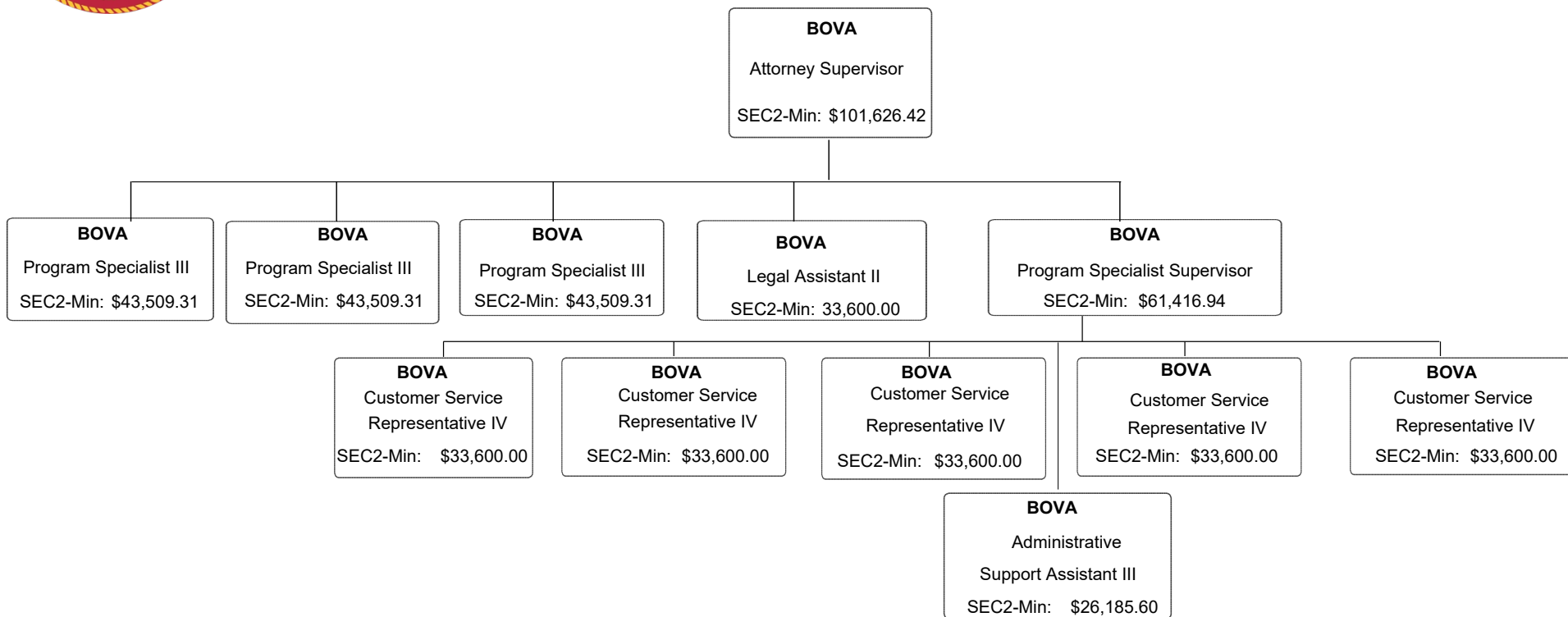


# CHIEF OF STAFF

06/30/2024



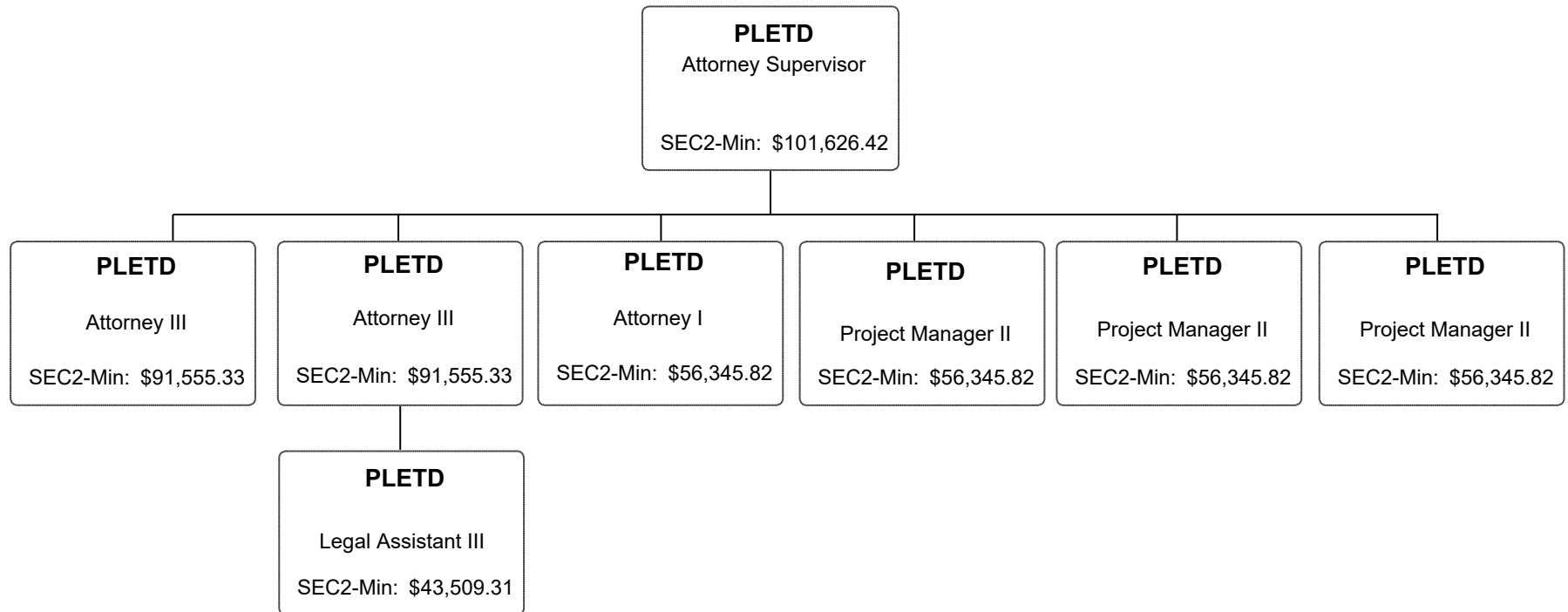
VICTIM'S ASSISTANCE  
BOVA





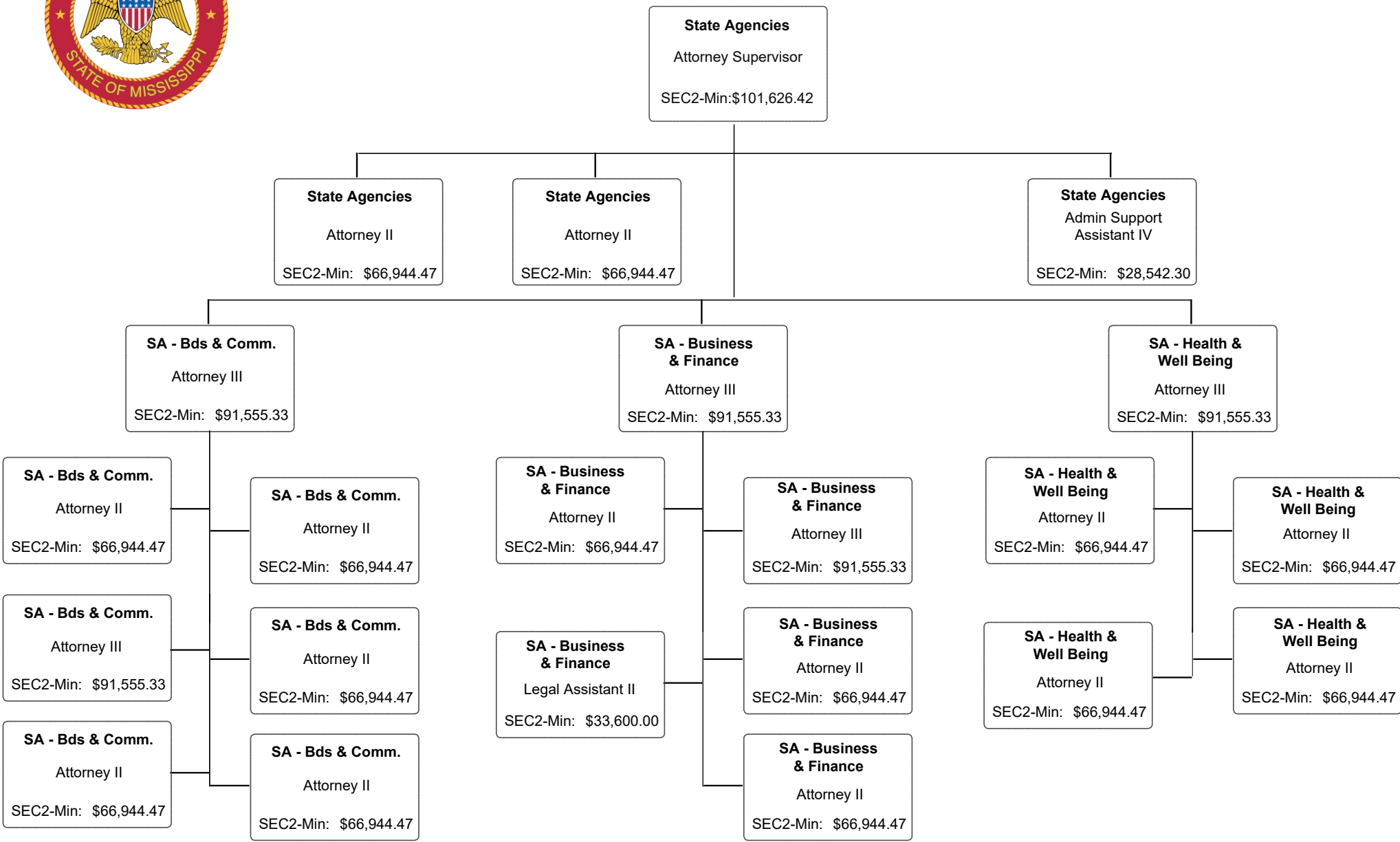
PROSECUTOR AND LAW ENFORCEMENT TRAINING DIVISION

06/30/2024

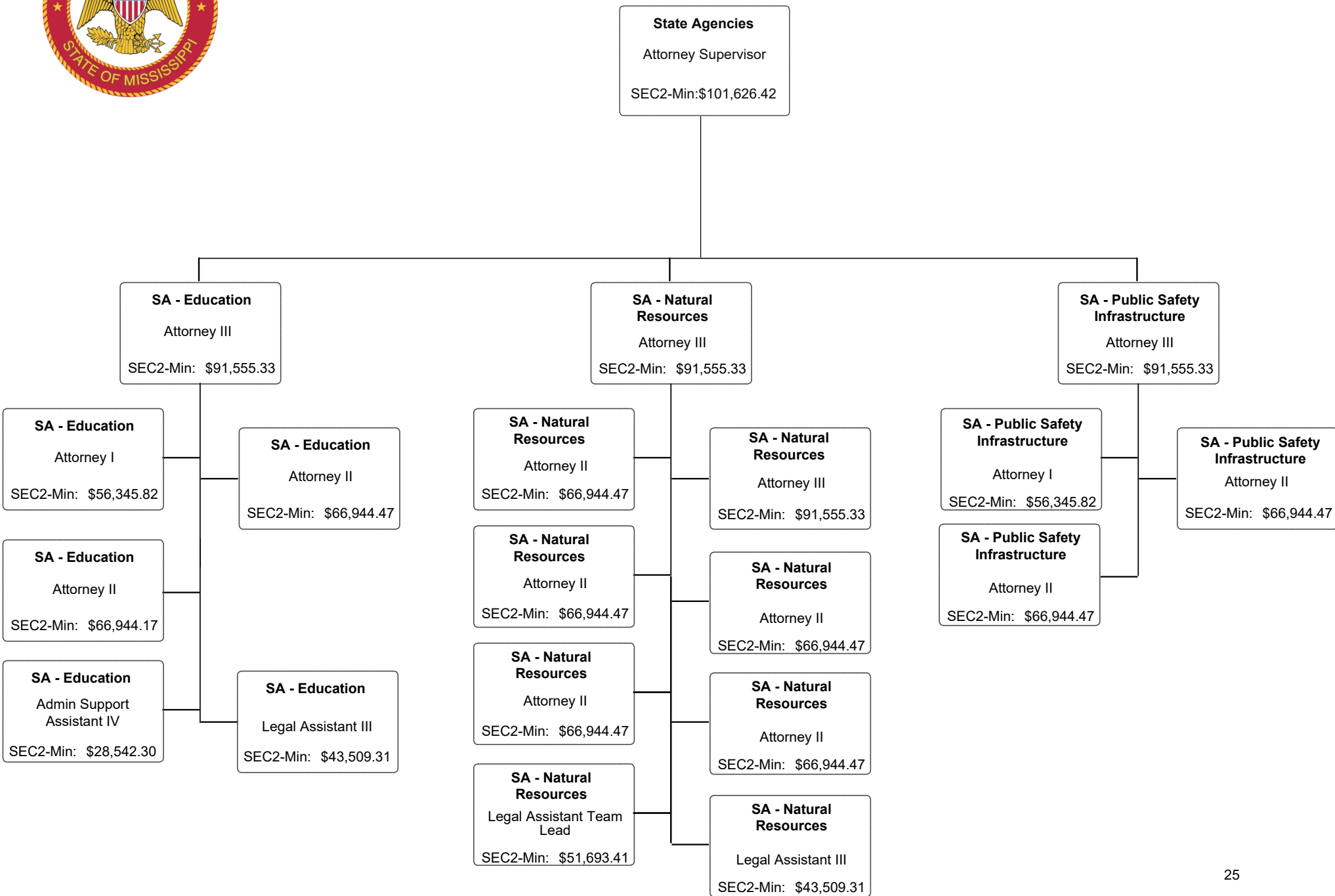




STATE AGENCIES



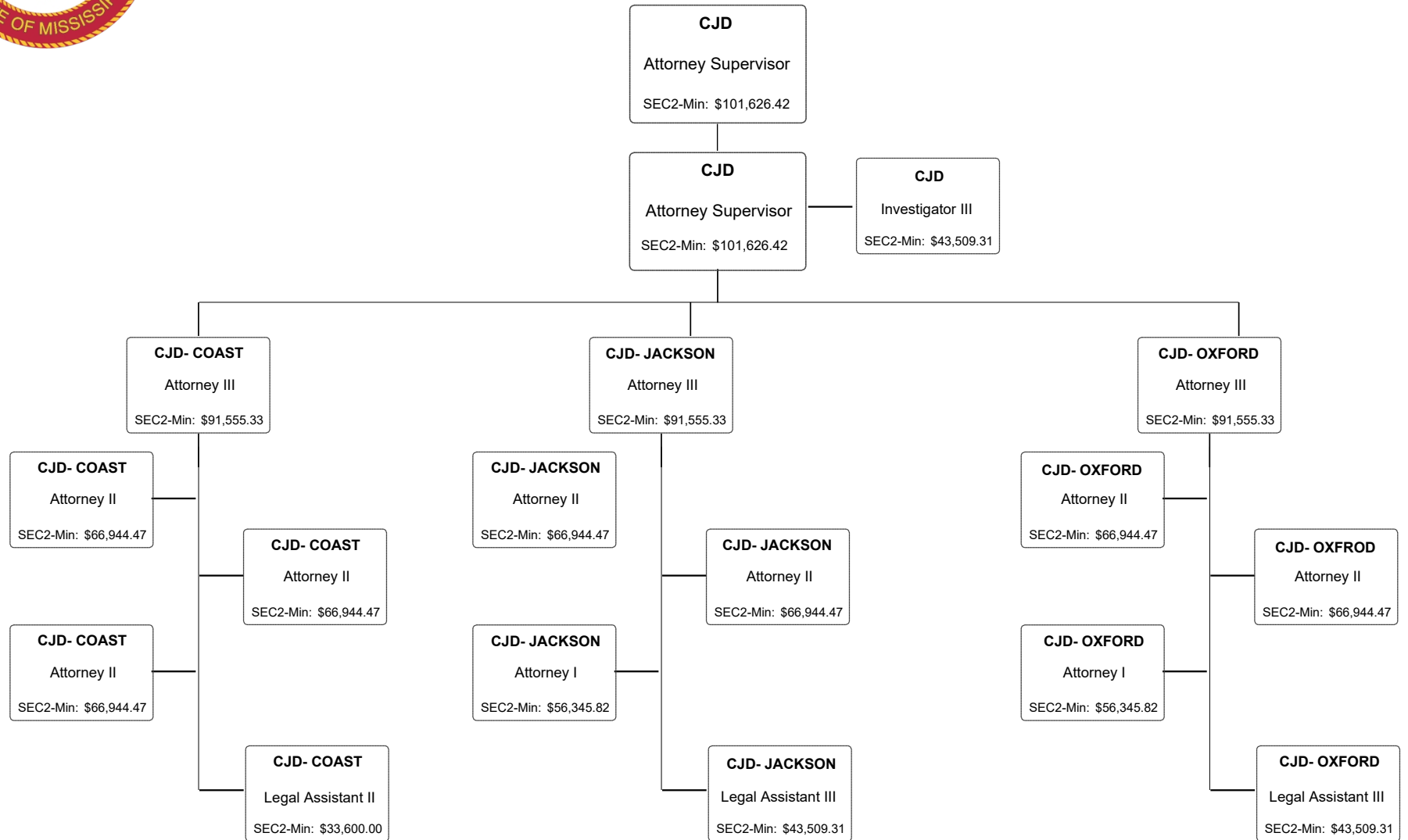
STATE AGENCIES (continued)





CHILDREN'S JUSTICE DIVISION (CJD)

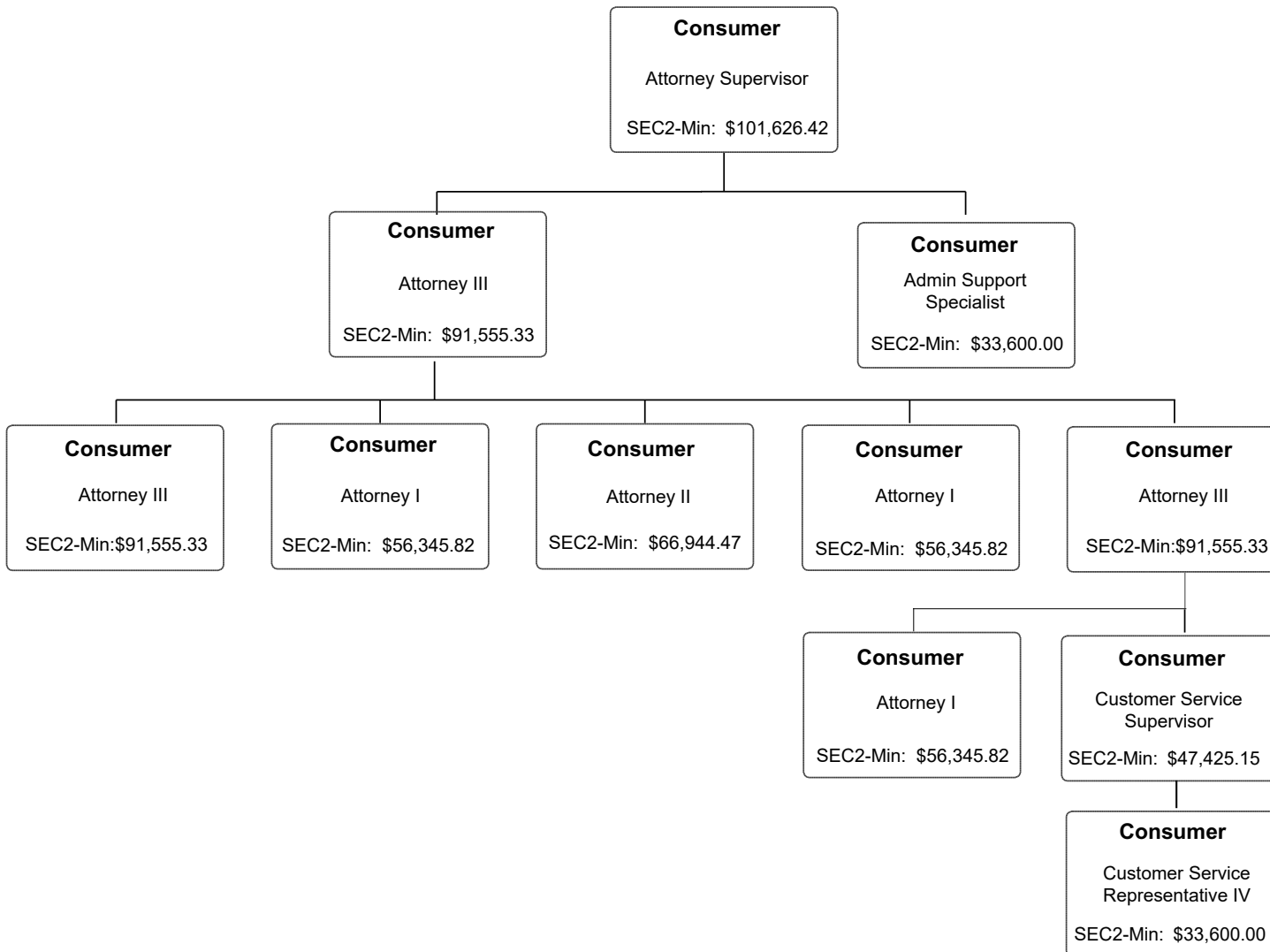
06/30/2024





CONSUMER PROTECTION CASE MANAGEMENT

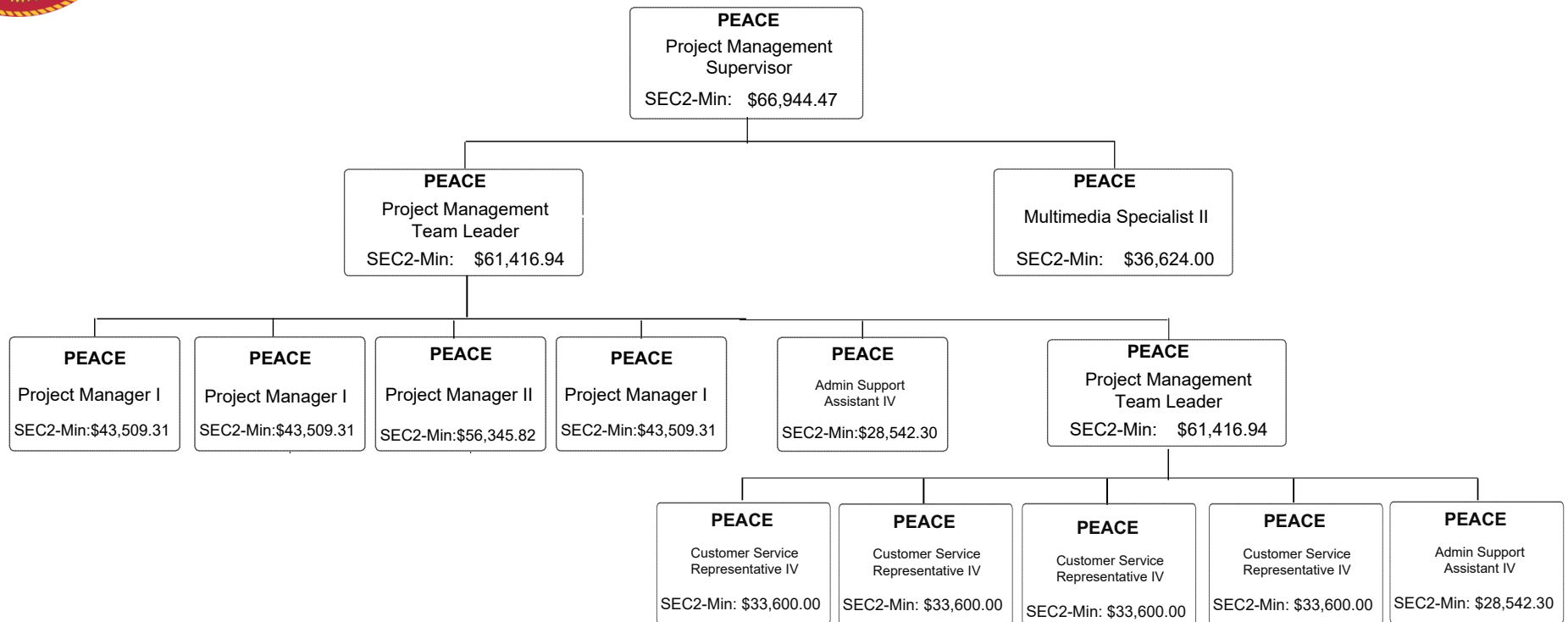
06/30/2024



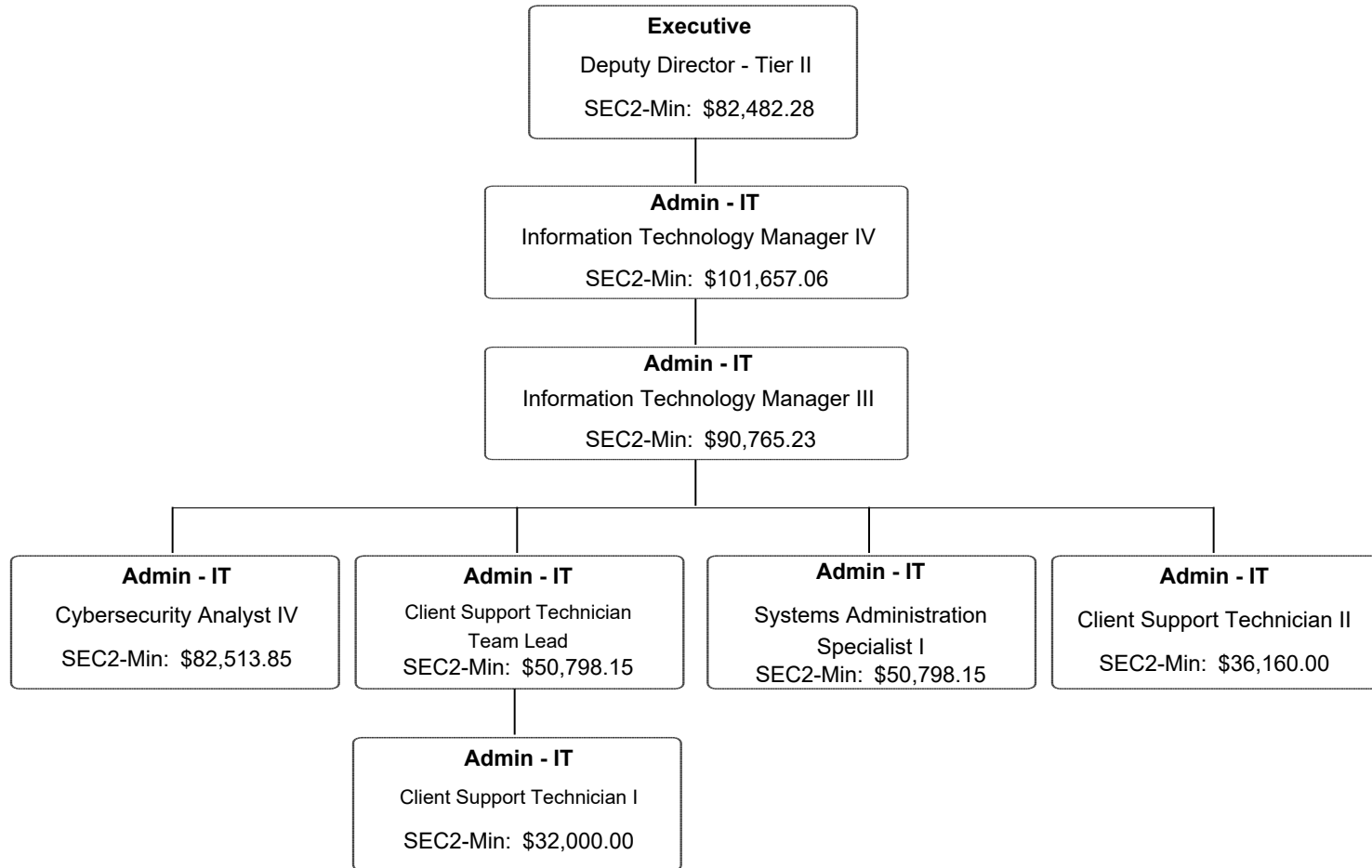


PUBLIC EDUCATION AND COMMUNITY ENGAGEMENT  
(PEACE)

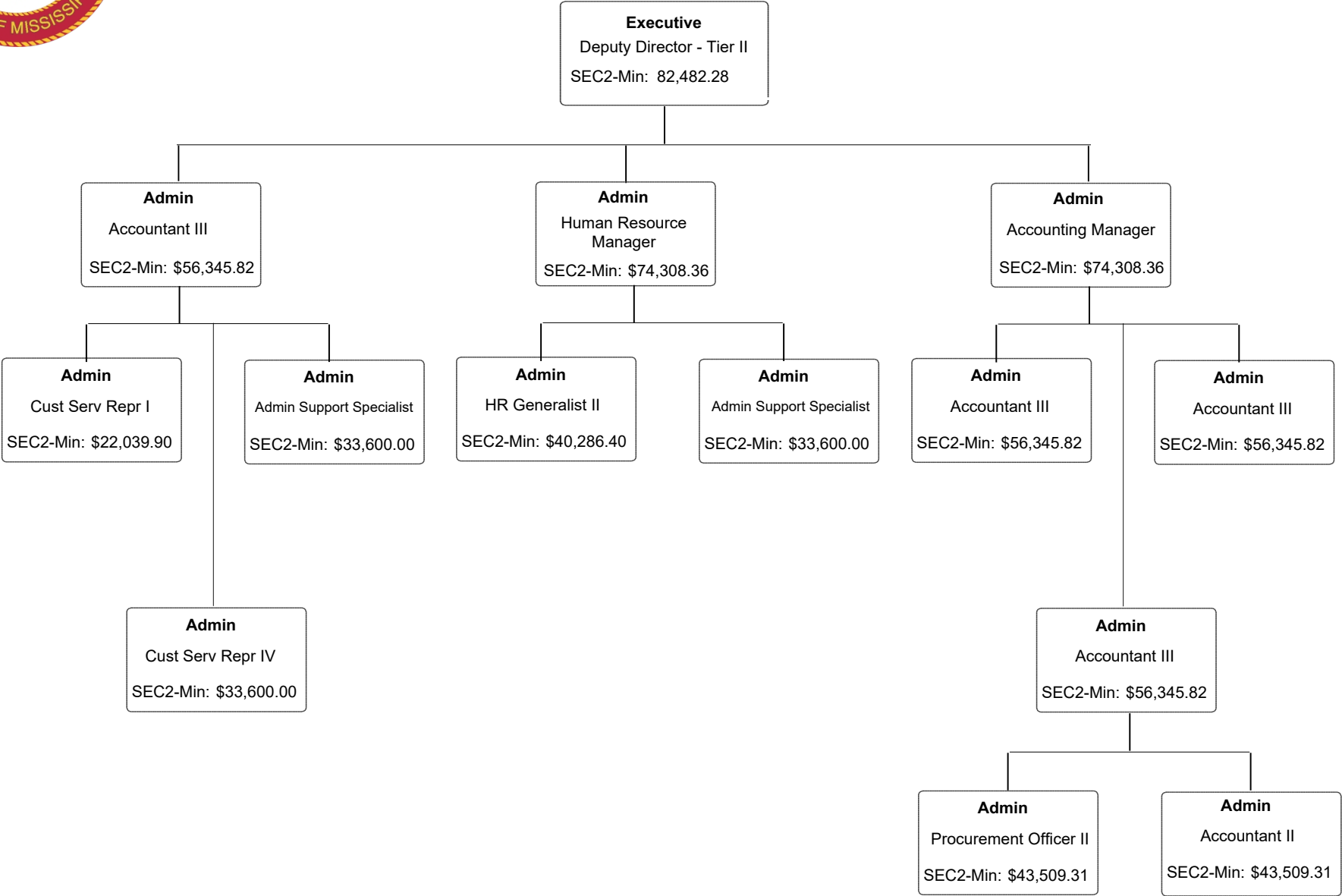
06/30/2024



ADMINISTRATIVE OPERATIONS



ACCOUNTING AND ADMINISTRATIVE SERVICES



**Agency Revenue Source Report - FY2024 Data**

As Required by HB 831, 2015 Legislative Session  
 And SB 2387, 2016 Legislative Session

Agency Name	Attorney General's Office
Agency LBO Number	070-00
Budget Year	2024

**State Support Sources**

General Funds	Amount Received
	\$ 30,596,135.00

**State Support Special Funds**

	Amount Received
Education Enhancement Funds	\$ -
Health Care Expendable Funds	\$ -
Tobacco Control Funds	\$ -
Capital Expense Funds	\$ -
Working Cash Reserve Funds	\$ -
BP Settlement Fund	\$ -
Gulf Coast Restoration Fund	\$ -
Coronavirus SFR Fund	\$ -
Coronavirus SFR Lost Revenue Fund	\$ -

List all Federal Funds at its most specific level, such as an office or division, include name of grant, grantor, not the federal department.

**Federal Funds**

Fund Name	Fund Number	Action or results promised in order to receive funds	Amount Received	FY End Balance
Grant Fund	5307100000	Adherence to grant requirements	\$ 4,098,826.00	\$ -
Federal Fund #2			\$ -	\$ -
Federal Fund #3			\$ -	\$ -
Federal Fund #4			\$ -	\$ -

Description of any Maintenance of Effort agreements entered into with any federal agency or subdivision thereof

Add Rows for Additional Federal Funds

**Budgeted Special Funds**

Fund Name	Fund Number	Created in Statute or by Agency?	Statute Fund Created	Amount Received	FY End Balance
Attorney General	3307100000	Agency		\$ 1,080,471.00	\$ 5,000,000.00
Victims of Human Trafficking and Commercial Sexual Exploitation Fund	3307800000	Statute	97-3-54.11	\$ 2,026,464.00	\$ 1,390,041.00
Special Fund #3				\$ -	\$ -
Special Fund #4				\$ -	\$ -

Total Special Fund Revenue	\$ 3,106,935.00
----------------------------	-----------------

Add Rows for Additional Special Funds

**Revenue from Tax, Fine or Fee Assessed**

Name of Assessment	Amount Assessed	\$ -
Fund Deposited:	Amount Collected	\$ -
	Authority to Collect (Code Section)	
	Method of Determining Assessment	
	Method of Collection	



Amt. & Purpose for which Expended

Purpose

Amount

\$	-
\$	-
\$	-

Amount Transferred to General Fund  
 Authority for Transfer to General Fund  
 Amount Transferred to Other Entity  
 Authority for Transfer to Other Entity  
 Name of Other Entity

\$	-
\$	-

**Name of Assessment**

Fund Deposited:

Amount Assessed  
 Amount Collected  
 Authority to Collect (Code Section)  
 Method of Determining Assessment  
 Method of Collection  
 Amt. & Purpose for which Expended

\$	-
\$	-

Purpose

Amount

\$	-
\$	-
\$	-

Amount Transferred to General Fund  
 Authority for Transfer to General Fund  
 Amount Transferred to Other Entity  
 Authority for Transfer to Other Entity  
 Name of Other Entity

\$	-
\$	-

Add Rows for Additional Revenue from Tax, Fine or Fee Assessed

**Additional Fund Data including Non-Budgeted Funds**

#	Fund Name	Fund Number	Created in Statute or by Agency?	MS Code that created Fund	Are there Fund Restrictions? (Y/N)	List Fund Restrictions and/or MS Code Section	Does the Fund Collect Interest? (Y/N)	Interest Collected	Is the Interest Retained or Transferred?	If Interest is Transferred	
										Fund Name	Fund Number
1	Attorney General	3307100000	Statute	7-5-61				\$ -			
2	Crime Victim's Compensation Victims of Human Trafficking and Commercial Sexual	3307500000	Statute	99-41-29	Y	99-41-29	Y	\$ 42,557.60	Retained		
3	Exploitation Fund	3307800000	Statute	97-3-54.11	Y	97-3-54.11	Y	\$ 24,547.00	Retained		
4	Grant Fund	5307100000	Agency		Y	Use based on federal grant or subgrant requirements	N	\$ -			
5	CVC Federal	5307500000	Statute	99-41-29	Y	99-41-29	N	\$ -			
6	CEF - Attorney General	6407K00000	Agency			Defray additional expenses of the Attorney General's Office based on legislative authority within appropriation bill.	N	\$ -			
7	CEF - Attorney General Judgments	6407L00000	Agency			Defray expenses of outside legal assistance, expert witness fees, court fees, judgments and settlement agreements	N	\$ -			
8	Cafeteria Plan	8801600000	Agency	7-9-12		Clearing account for agency cafeteria plan	N	\$ -			
9	Attorney General Contingent	8801700000	Agency	7-9-12		Clearing account for legal settlements received on behalf	N	\$ -			

Add Rows for Additional Funds

**Can any of the funds be closed or combined with another fund?**

**Closed fund:** If applicable complete the following:

#	Fund Name Closing	Fund Number Closing	Reason the fund(s) can be Closed?	Code Section(s) to be Amended or Repealed?
1				
2				
3				

**Combined funds:** If applicable complete the following:

#	Fund Name Closing	Fund Number Closing	Fund Name Combined with	Fund Number Combined with	Code Section(s) to be Amended or Repealed?	Reason the fund(s) can be Combined?	Code Section(s) to be Amended or Repealed?
1							
2							
3							

**Does the agency have a fund created by legislation without an associated fund created in the State Treasury?**

If applicable complete the following:

#	Code Section	Name of Fund	Reason the fund was not created?	Can the Code Section(s) be Repealed?
1				
2				
3				

**Fiscal Year 2026 - SPB HR Budget Request Form**

<b>Agency Name:</b>	<b>Attorney General's Office</b>
<b>Agency Number:</b>	<b>1071</b>

Line Item Requests	Quantity	Total Salary	Total Fringe	Total Need
Total Additional Headcount Need	3	\$230,000.00	\$69,000.00	\$299,000.00
Total Title Change Need	0	\$0.00	\$0.00	\$0.00
Total Salary Progression Need	282	\$960,360.00	\$288,108.00	\$1,248,468.00
Total Equity Adjustment Need	0	\$0.00	\$0.00	\$0.00
Total Immediate Labor Market Change Need	0	\$0.00	\$0.00	\$0.00
<b>Total SPB Budget Request</b>	<b>285</b>	<b>\$1,190,360.00</b>	<b>\$357,108.00</b>	<b>\$1,547,468.00</b>

**Headcount Increase**

\*This request is for additional authorized headcounts the agency anticipates hiring in the upcoming fiscal year. Requested increases should only be included if the agency can not meet the staffing needs with the current vacancy compliance headcounts and funding.

Title	Reason	Quantity	Total Salary	Total Fringe	Total Need
Attorney	Increase in criminal caseload	1	\$95,000.00	\$28,500.00	\$123,500.00
Law Enforcement Officer	Increase in criminal caseload	2	\$135,000.00	\$40,500.00	\$175,500.00
					\$0.00
<b>Total Additional Headcount Need</b>		<b>3</b>	<b>\$230,000.00</b>	<b>\$69,000.00</b>	<b>\$299,000.00</b>

**Title Changes**

\*Group similar requests for similar reasons

Old Title	New Title	Current Salary	Requested Salary	Quantity	Increase Amt	Fringe	Total Need
							\$0.00
							\$0.00
							\$0.00
<b>Total Title Change Need</b>				<b>0</b>	<b>\$0.00</b>	<b>\$0.00</b>	<b>\$0.00</b>

**In-Range Adjustments - Salary Progression**

\*Group similar requests for similar reasons

Current Title	Reason	Current Salary	Requested Salary	Quantity	Increase Amt	Fringe	Total Need
AGO salary progressions	Performance/additional tasks - 4.5%	\$ 21,341,323.00	\$ 23,301,683.00	282	\$960,360.00	\$288,108.00	\$1,248,468.00
							\$0.00
							\$0.00
<b>Total Salary Progression Need</b>				<b>282</b>	<b>\$960,360.00</b>	<b>\$288,108.00</b>	<b>\$1,248,468.00</b>

**In-Range Adjustments - Equity Adjustment**

\*Group similar requests for similar reasons

Current Title	Reason	Current Salary	Requested Salary	Quantity	Increase Amt	Fringe	Total Need
					\$0.00		\$0.00
					\$0.00		\$0.00
					\$0.00		\$0.00
<b>Total Equity Adjustment Need</b>				<b>0</b>	<b>\$0.00</b>	<b>\$0.00</b>	<b>\$0.00</b>

**In-Range Adjustments - Immediate Labor Market Changes**

\*Group similar requests for similar reasons

Current Title	Reason	Current Salary	Requested Salary	Quantity	Increase Amt	Fringe	Total Need
					\$0.00		\$0.00
					\$0.00		\$0.00
					\$0.00		\$0.00
<b>Total Immediate Labor Market Change Need</b>				<b>0</b>	<b>\$0.00</b>	<b>\$0.00</b>	<b>\$0.00</b>

**Continuation of Existing Vacancy Funding**

\*This request should be the vacant headcount and funding the agency believes they will fill in the upcoming fiscal year or are currently out for recruitment in this fiscal year. These should NOT be requests for new headcount or funding over the current fiscal year appropriated salary amounts and/or headcount.

Title	Reason	Quantity	Total Salary	Total Fringe	Total Need
Attorney	Currently recruiting	6	\$540,000.00	\$162,000.00	\$702,000.00
Law Enforcement Officer	Currently recruiting	9	\$675,000.00	\$202,500.00	\$877,500.00
Nurses	Currently recruiting	2	\$110,000.00	\$33,000.00	\$143,000.00
<b>Total Existing Vacancy Funding</b>		<b>17</b>	<b>\$1,325,000.00</b>	<b>\$397,500.00</b>	<b>\$1,722,500.00</b>